

**Program Name** Medi-Cal

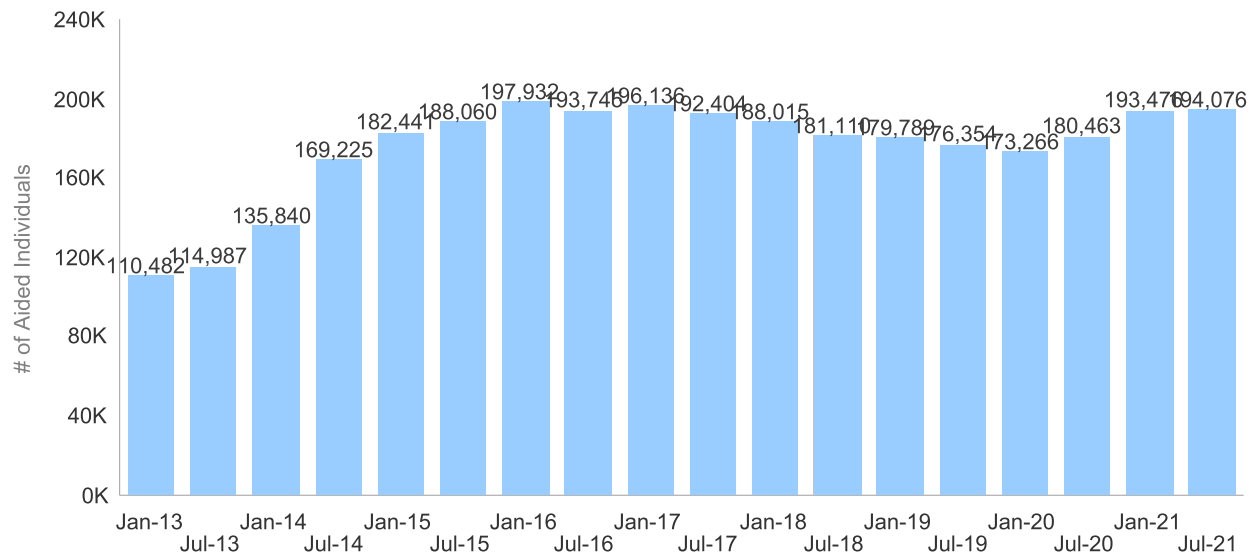
Program Name	Total Number of Aided Individuals	Total Number of Aided Cases (Households)
Medi-Cal	191,784	122,853

Program: Medi-Cal (Does not include SSI-linked Medi-Cal)  
Data Source: CalWIN System as of Sep-2021  
San Francisco Human Services Agency Planning Unit

### Medi-Cal Aided Individual Trend Over Time

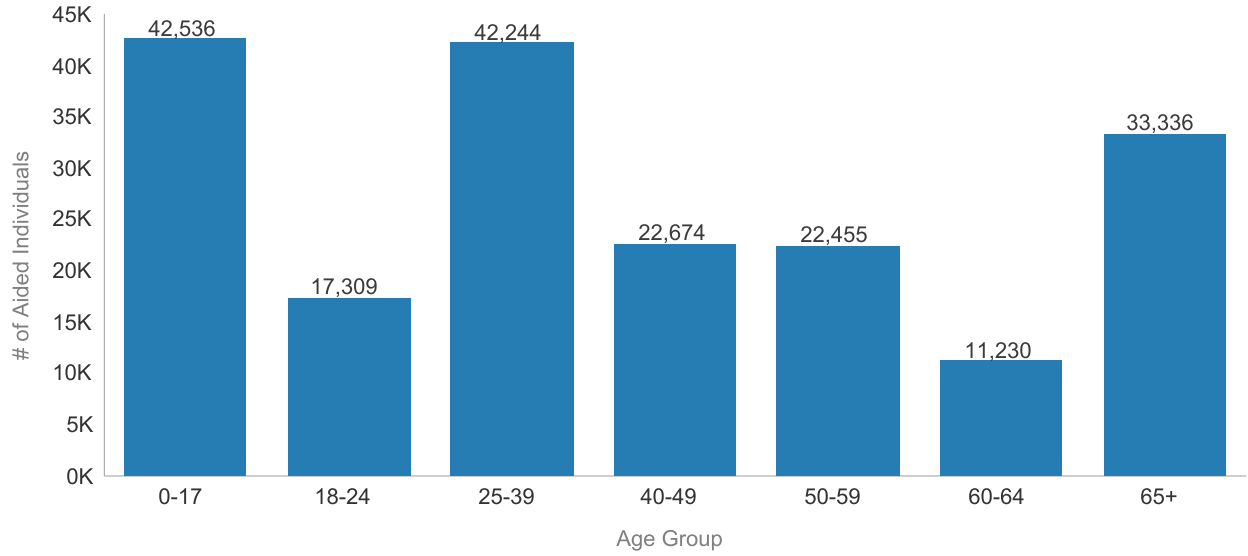
Caseload data in recent months are impacted by retroactive changes and are excluded from this trend analysis. Monthly counts are subject to change over time due to case revisions.

**# of Aided Individuals**



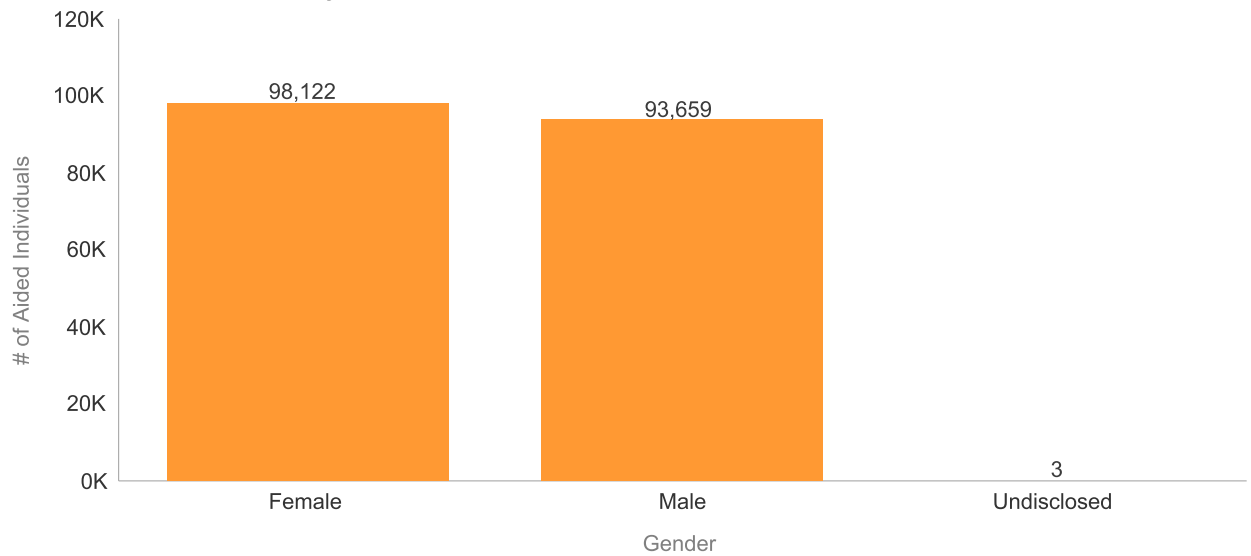
Program: Medi-Cal (Does not include SSI-linked Medi-Cal)  
Data Source: CalWIN System as of Sep-2021  
San Francisco Human Services Agency Planning Unit

### Total Aided Individuals, by Age Group



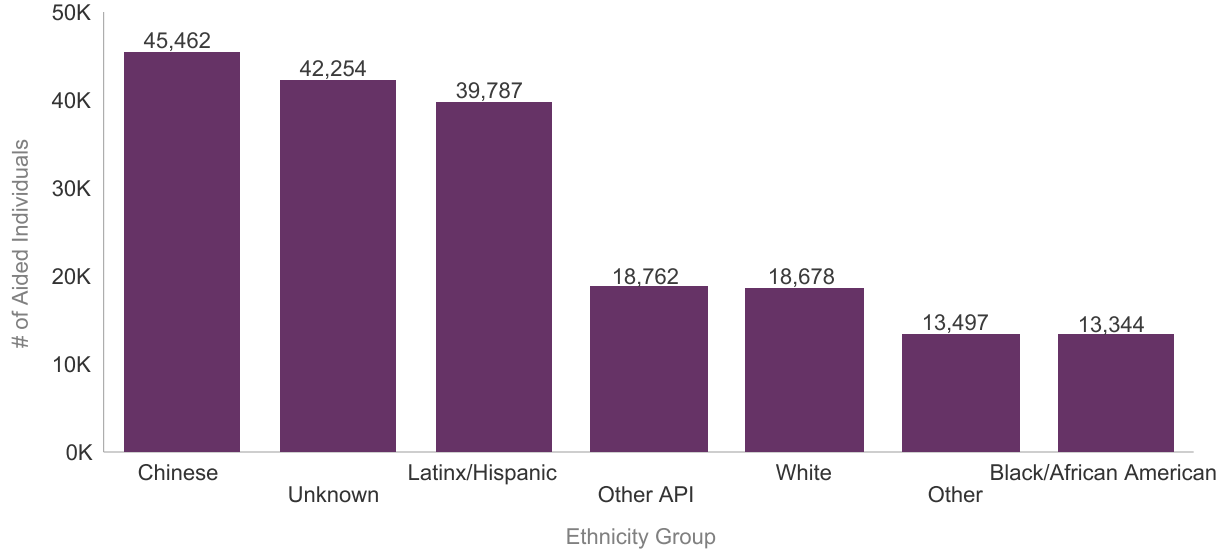
Program: Medi-Cal (Does not include SSI-linked Medi-Cal)  
Data Source: CalWIN System as of Sep-2021  
San Francisco Human Services Agency Planning Unit

### Total Aided Individuals, by Gender



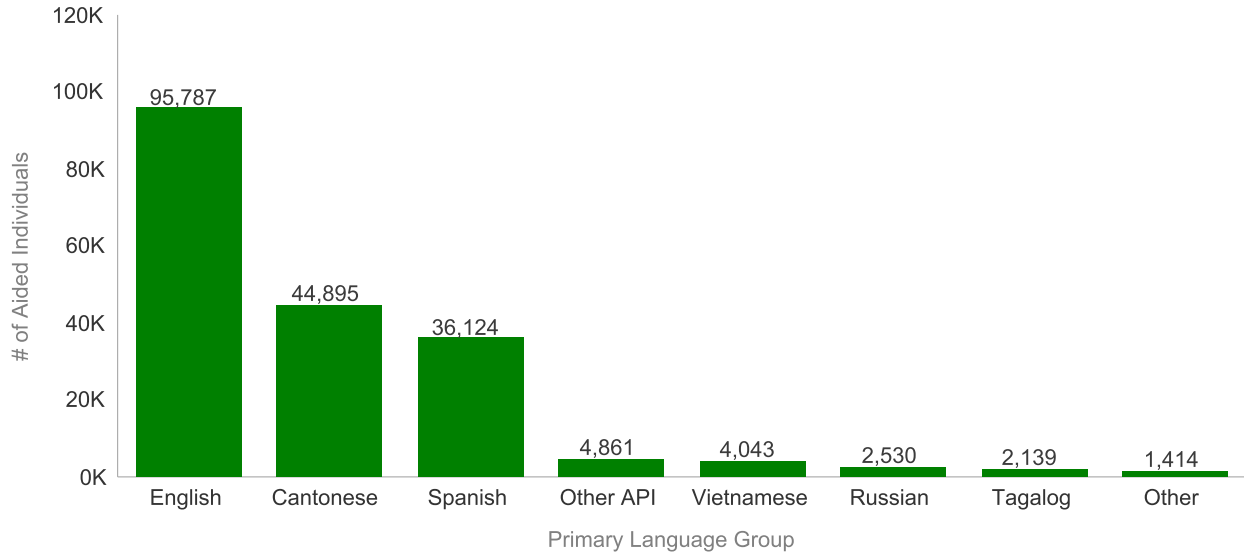
Program: Medi-Cal (Does not include SSI-linked Medi-Cal)  
Data Source: CalWIN System as of Sep-2021  
San Francisco Human Services Agency Planning Unit

### Total Aided Individuals, by Ethnicity Group



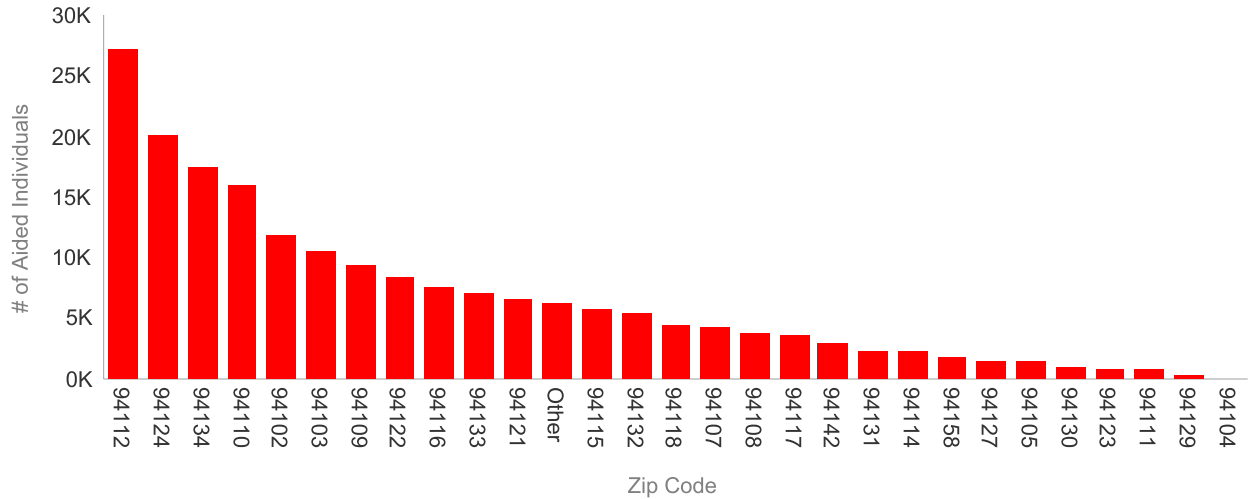
Program: Medi-Cal (Does not include SSI-linked Medi-Cal)  
Data Source: CalWIN System as of Sep-2021  
San Francisco Human Services Agency Planning Unit

### Total Aided Individuals, by Language Group



Program: Medi-Cal (Does not include SSI-linked Medi-Cal)  
Data Source: CalWIN System as of Sep-2021  
San Francisco Human Services Agency Planning Unit

### Total Aided Individuals, by Zip Code



Zip Code	San Francisco Neighborhood	# of Aided Individuals
94112	Ingleside/Excelsior	27,128
94124	Bayview/Hunters Point	20,091
94134	Visitacion Valley	17,417
94110	Mission District/Bernal Heights	15,912
94102	Hayes Valley/Civic Center/Tenderloin	11,808
94103	South of Market	10,490
94109	Polk/Russian Hill/Nob Hill	9,401
94122	Sunset	8,464
94116	Sunset/Parkside/Forest Hill	7,557
94133	North Beach	7,066
94121	Outer Richmond	6,620
Other	Other	6,288
94115	Western Addition/Japantown	5,855
94132	Lake Merced/Lakeside	5,533
94118	Inner Richmond	4,457
94107	Potrero Hill/SOMA	4,385
94108	Chinatown	3,824
94117	Haight-Ashbury	3,663
94142	General Delivery	3,051
94131	Twin Peaks/Glen Park	2,345
94114	Castro/Noe Valley	2,270
94158	Mission Bay	1,887
94127	St. Francis Wood/Miraloma/West Portal	1,572
94105	Rincon Hill	1,458
94130	Treasure Island	1,065
94123	Marina/Cow Hollow	915
94111	Embarcadero	816
94129	Presidio	302
94104	Financial District	144
<b>Grand Total</b>		<b>191,784</b>

Program: Medi-Cal (Does not include SSI-linked Medi-Cal)  
 Data Source: CalWIN System as of Sep-2021  
 San Francisco Human Services Agency Planning Unit