

Program Name Medi-Cal

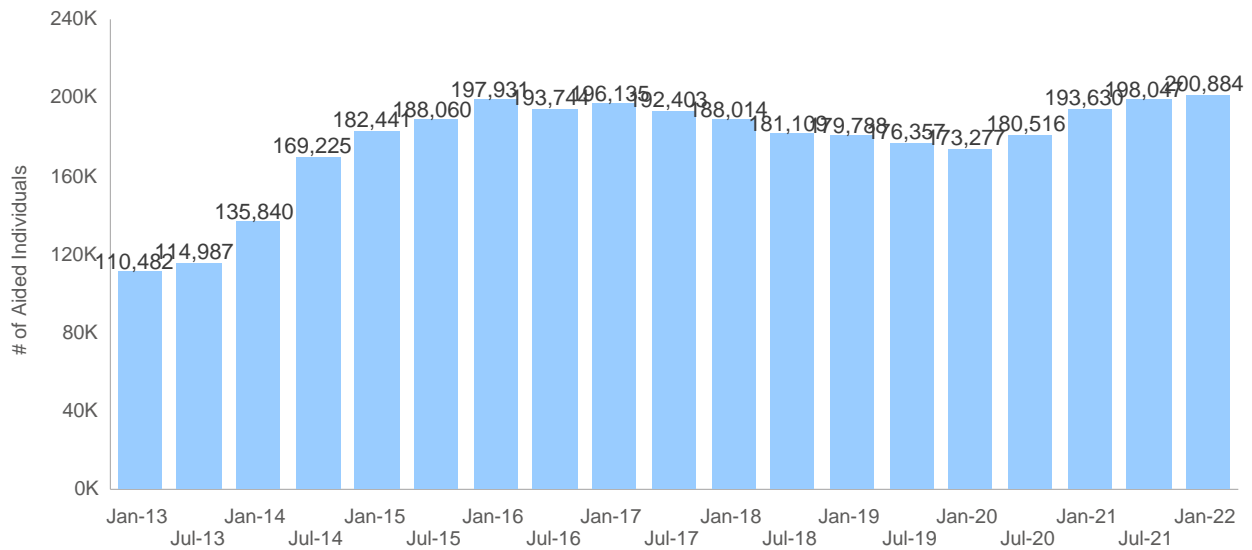
Program Name	Total Number of Aided Individuals	Total Number of Aided Cases (Households)
Medi-Cal	200,628	128,481

Program: Medi-Cal (Does not include SSI-linked Medi-Cal)
Data Source: CalWIN System as of Mar-2022
San Francisco Human Services Agency Planning Unit

Medi-Cal Aided Individual Trend Over Time

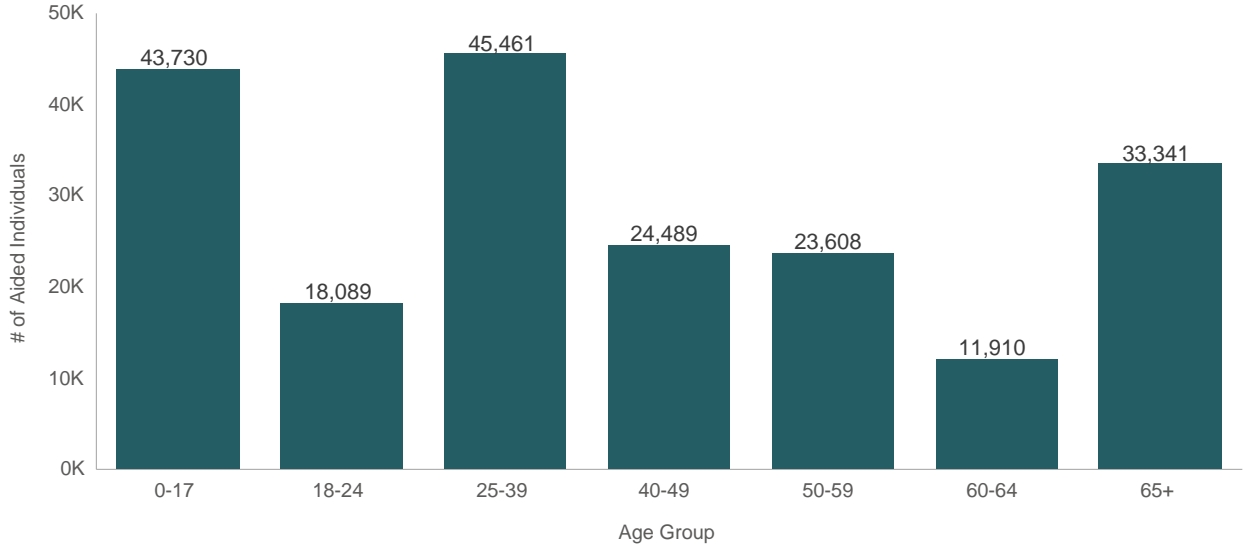
Caseload data in recent months are impacted by retroactive changes and are excluded from this trend analysis. Monthly counts are subject to change over time due to case revisions.

of Aided Individuals



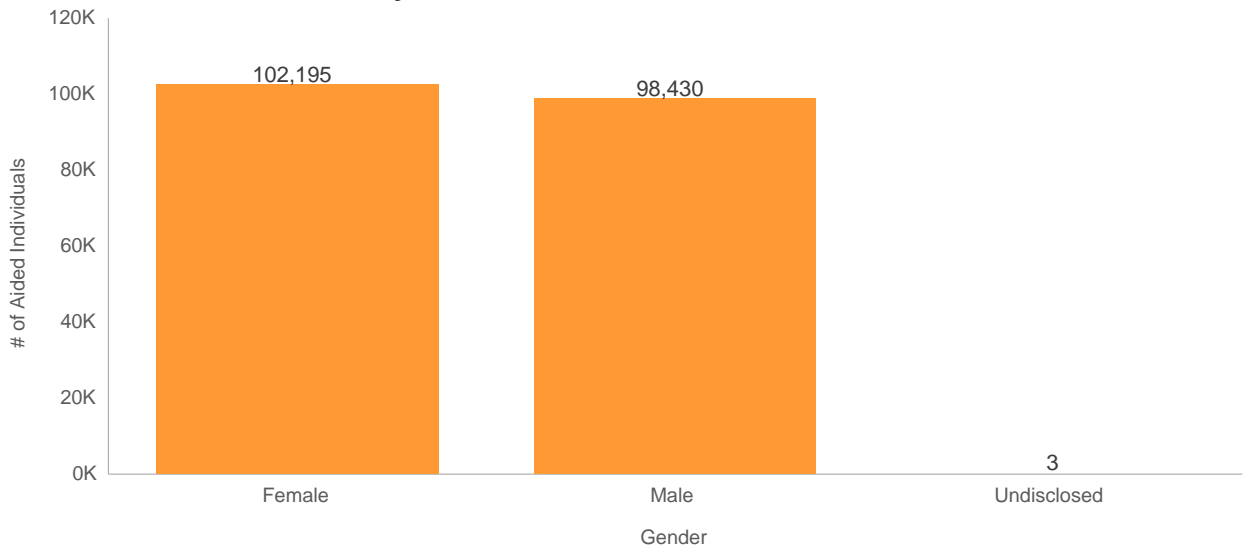
Program: Medi-Cal (Does not include SSI-linked Medi-Cal)
Data Source: CalWIN System as of Mar-2022
San Francisco Human Services Agency Planning Unit

Total Aided Individuals, by Age Group



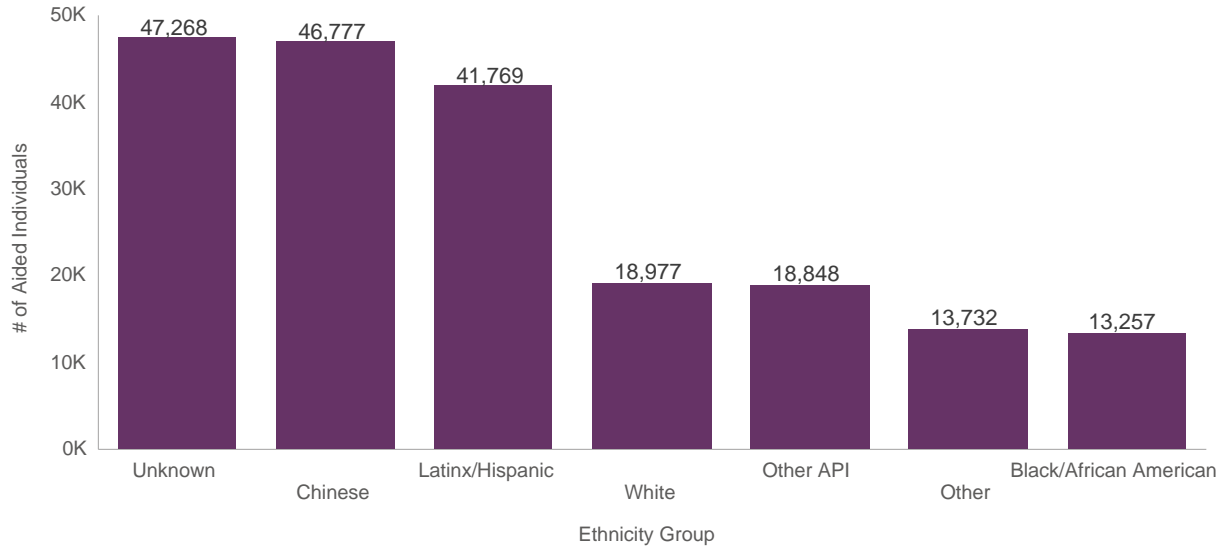
Program: Medi-Cal (Does not include SSI-linked Medi-Cal)
Data Source: CalWIN System as of Mar-2022
San Francisco Human Services Agency Planning Unit

Total Aided Individuals, by Gender



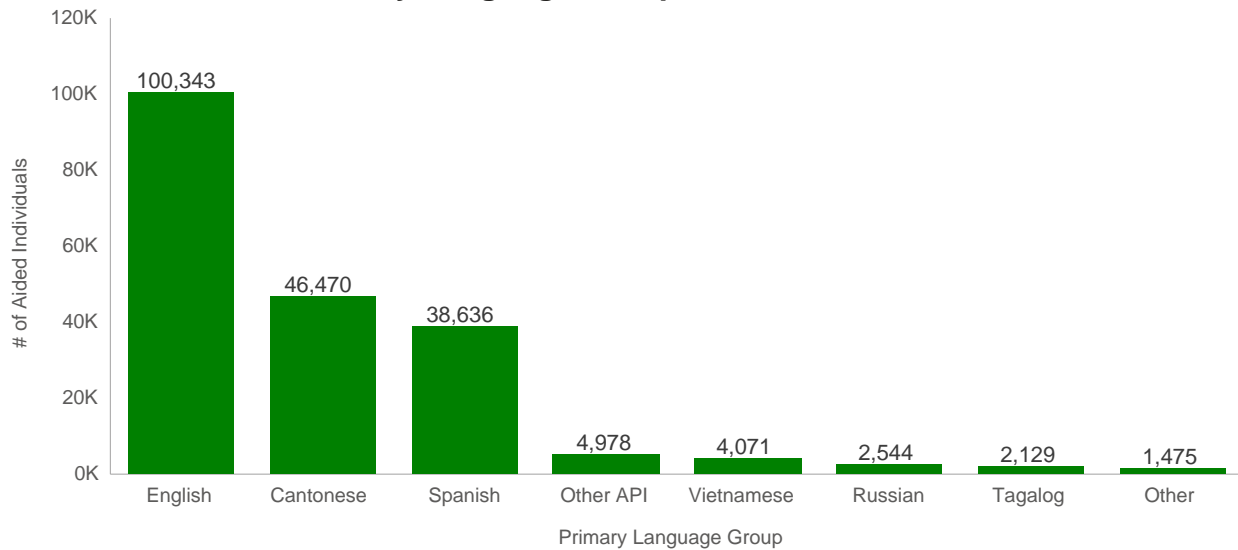
Program: Medi-Cal (Does not include SSI-linked Medi-Cal)
Data Source: CalWIN System as of Mar-2022
San Francisco Human Services Agency Planning Unit

Total Aided Individuals, by Ethnicity Group



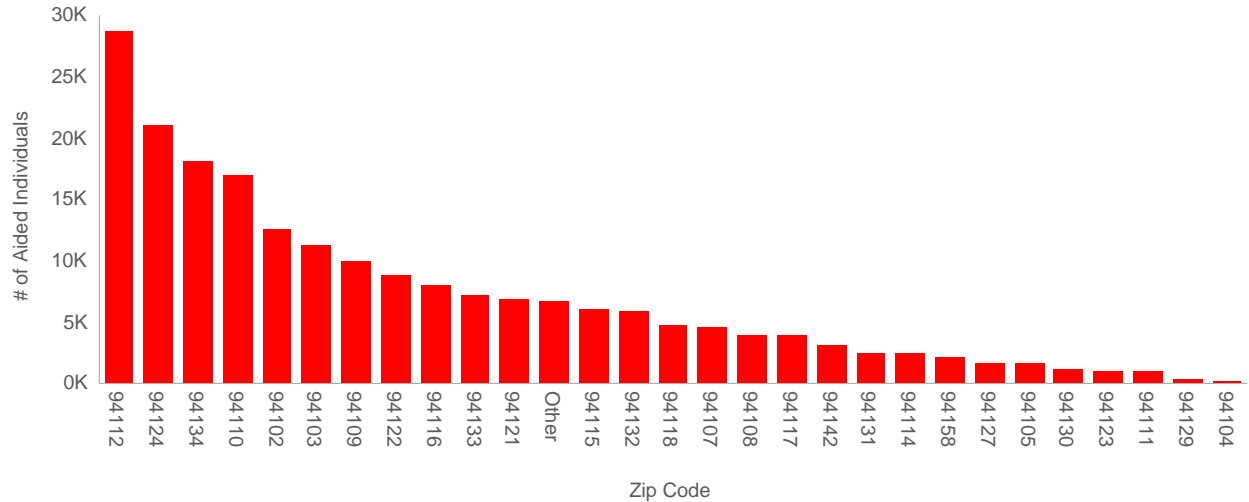
Program: Medi-Cal (Does not include SSI-linked Medi-Cal)
 Data Source: CalWIN System as of Mar-2022
 San Francisco Human Services Agency Planning Unit

Total Aided Individuals, by Language Group



Program: Medi-Cal (Does not include SSI-linked Medi-Cal)
 Data Source: CalWIN System as of Mar-2022
 San Francisco Human Services Agency Planning Unit

Total Aided Individuals, by Zip Code



Zip Code	San Francisco Neighborhood	# of Aided Individuals
94112	Ingleside/Excelsior	28,512
94124	Bayview/Hunters Point	20,956
94134	Visitacion Valley	18,076
94110	Mission District/Bernal Heights	16,837
94102	Hayes Valley/Civic Center/Tenderloin	12,561
94103	South of Market	11,143
94109	Polk/Russian Hill/Nob Hill	9,879
94122	Sunset	8,722
94116	Sunset/Parkside/Forest Hill	7,887
94133	North Beach	7,179
94121	Outer Richmond	6,840
Other	Other	6,600
94115	Western Addition/Japantown	6,037
94132	Lake Merced/Lakeside	5,794
94118	Inner Richmond	4,645
94107	Potrero Hill/SOMA	4,589
94108	Chinatown	3,930
94117	Haight-Ashbury	3,833
94142	General Delivery	3,101
94131	Twin Peaks/Glen Park	2,443
94114	Castro/Noe Valley	2,365
94158	Mission Bay	2,029
94127	St. Francis Wood/Miraloma/West Portal	1,621
94105	Rincon Hill	1,583
94130	Treasure Island	1,090
94123	Marina/Cow Hollow	959
94111	Embarcadero	941
94129	Presidio	306
94104	Financial District	170
Grand Total		200,628

Program: Medi-Cal (Does not include SSI-linked Medi-Cal)
 Data Source: CalWIN System as of Mar-2022
 San Francisco Human Services Agency Planning Unit