

Program Name Medi-Cal

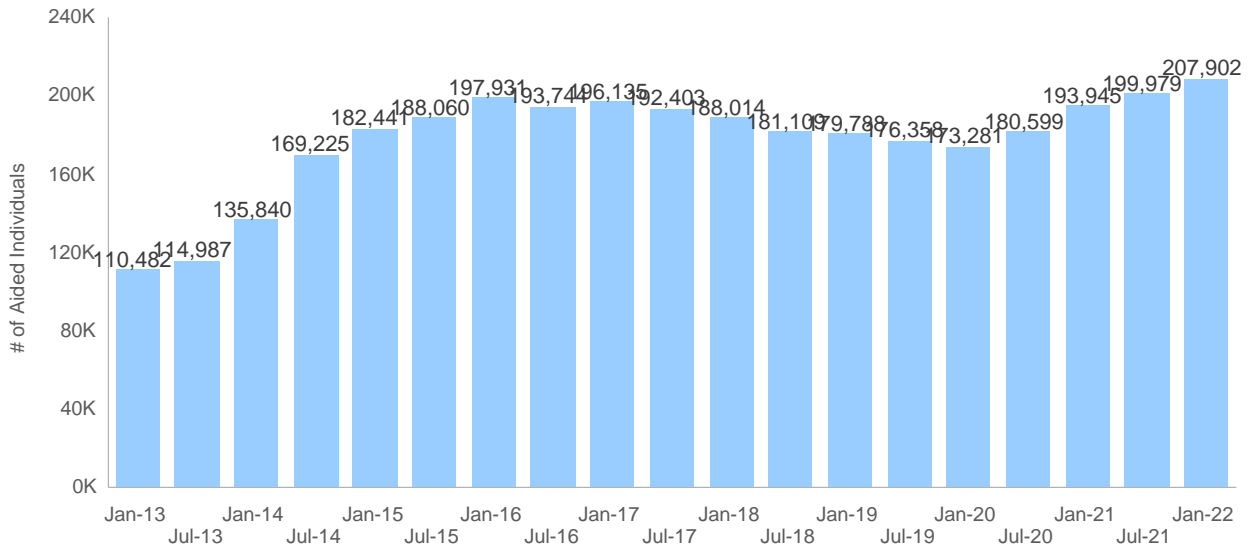
Program Name	Total Number of Aided Individuals	Total Number of Aided Cases (Households)
Medi-Cal	211,313	135,648

Program: Medi-Cal (Does not include SSI-linked Medi-Cal)
Data Source: CalWIN System as of Jun-2022
San Francisco Human Services Agency Planning Unit

Medi-Cal Aided Individual Trend Over Time

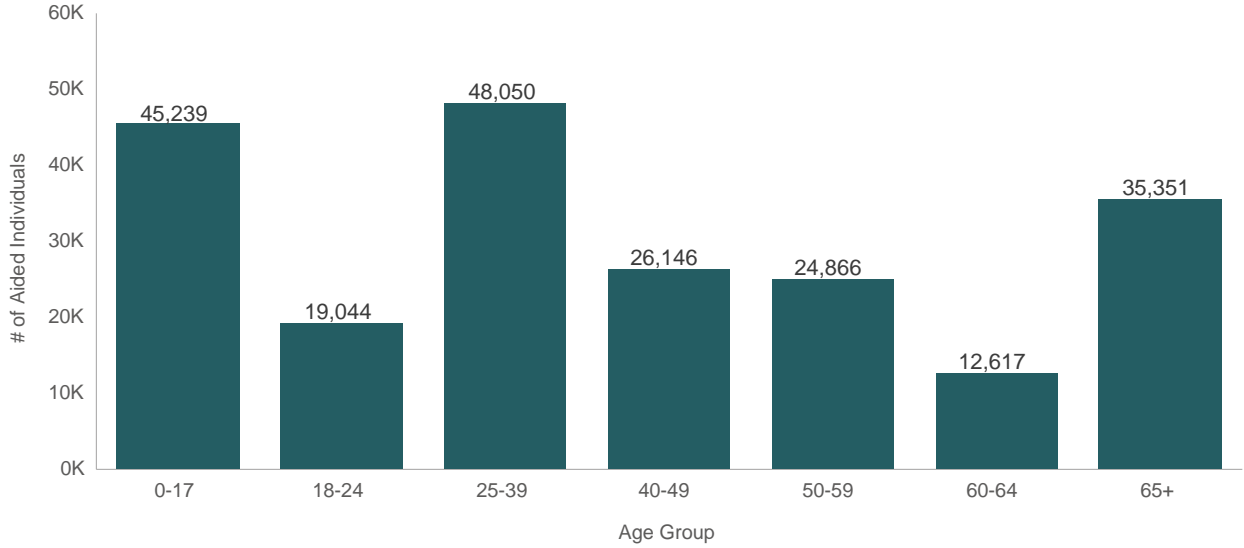
Caseload data in recent months are impacted by retroactive changes and are excluded from this trend analysis. Monthly counts are subject to change over time due to case revisions.

of Aided Individuals



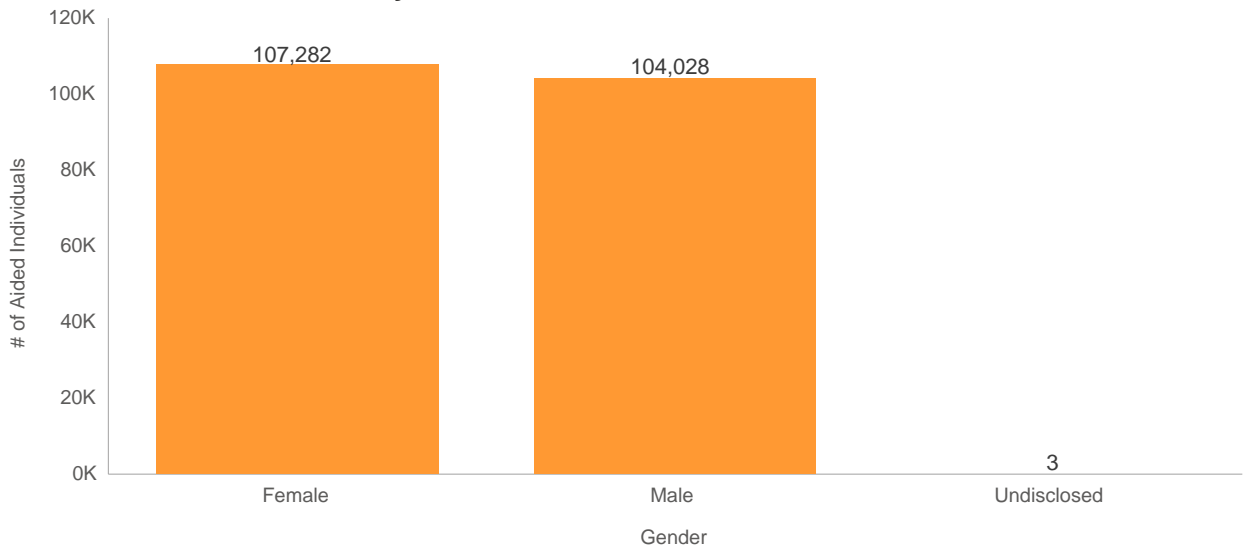
Program: Medi-Cal (Does not include SSI-linked Medi-Cal)
Data Source: CalWIN System as of Jun-2022
San Francisco Human Services Agency Planning Unit

Total Aided Individuals, by Age Group



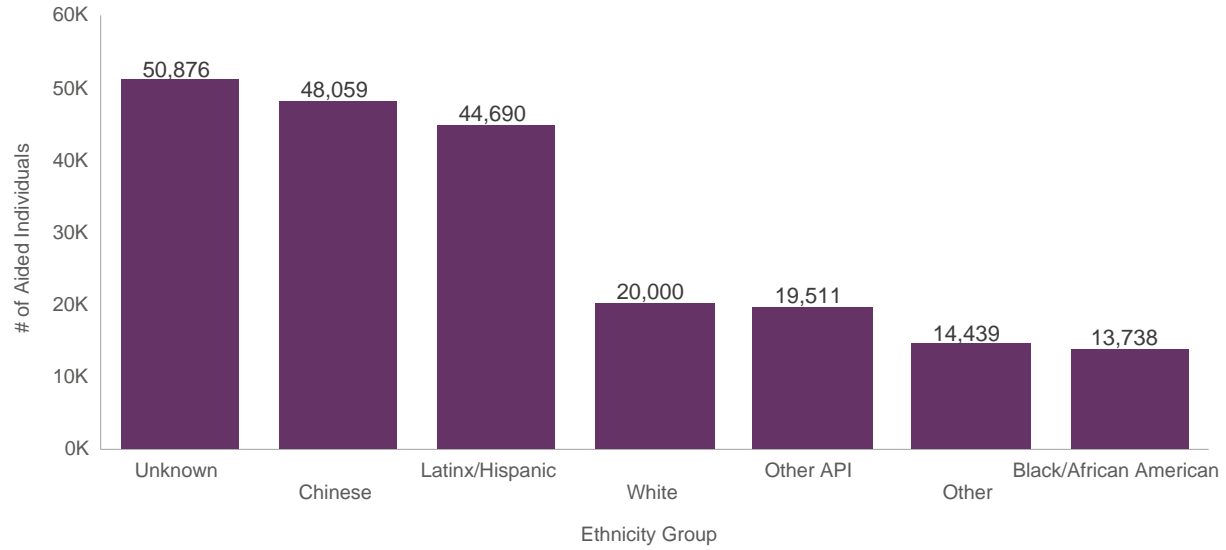
Program: Medi-Cal (Does not include SSI-linked Medi-Cal)
Data Source: CalWIN System as of Jun-2022
San Francisco Human Services Agency Planning Unit

Total Aided Individuals, by Gender



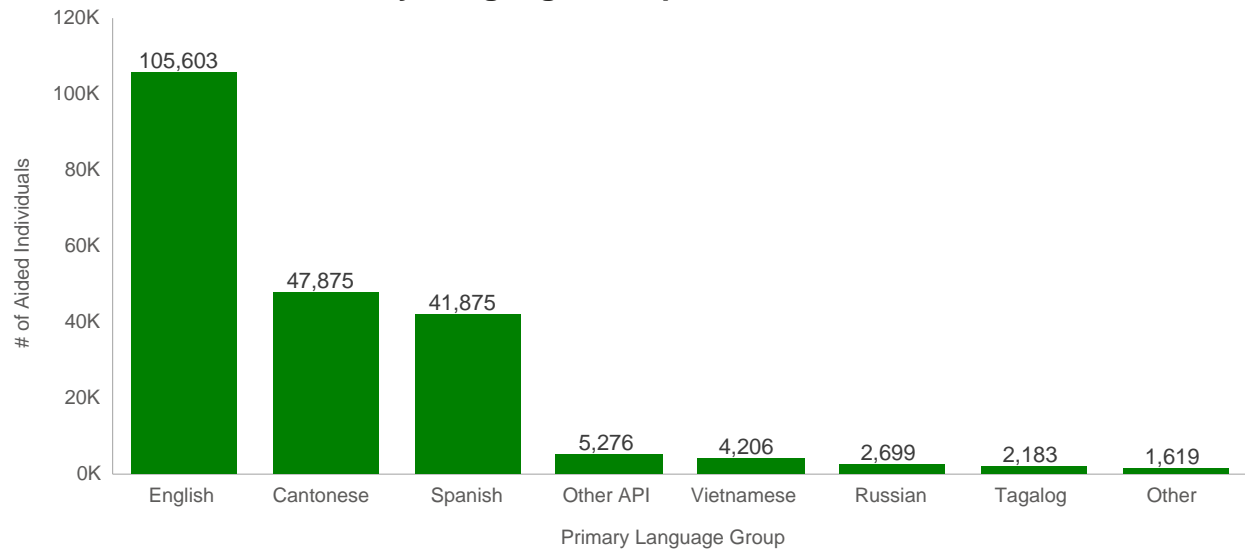
Program: Medi-Cal (Does not include SSI-linked Medi-Cal)
Data Source: CalWIN System as of Jun-2022
San Francisco Human Services Agency Planning Unit

Total Aided Individuals, by Ethnicity Group



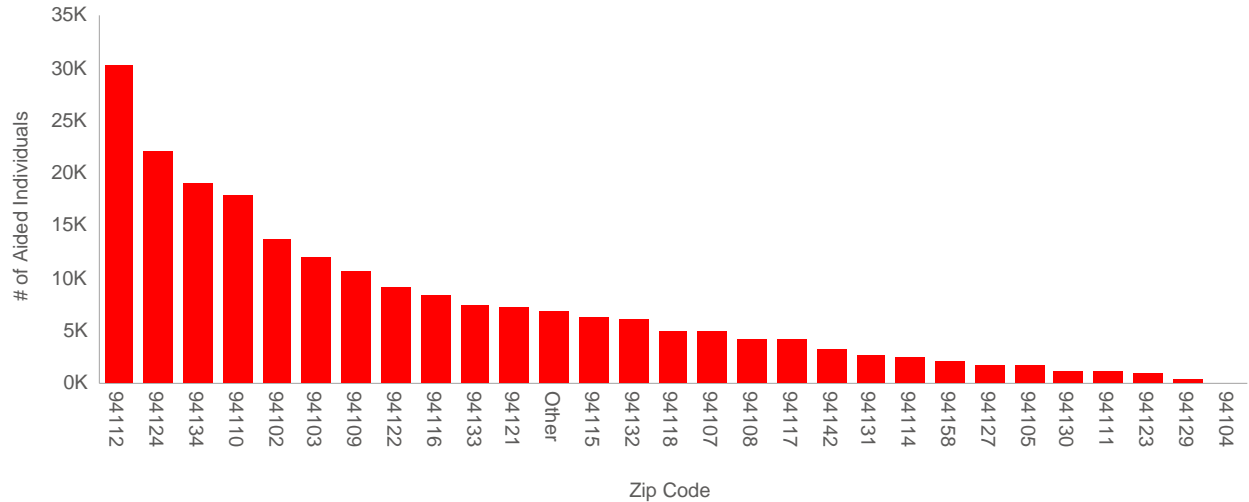
Program: Medi-Cal (Does not include SSI-linked Medi-Cal)
 Data Source: CalWIN System as of Jun-2022
 San Francisco Human Services Agency Planning Unit

Total Aided Individuals, by Language Group



Program: Medi-Cal (Does not include SSI-linked Medi-Cal)
 Data Source: CalWIN System as of Jun-2022
 San Francisco Human Services Agency Planning Unit

Total Aided Individuals, by Zip Code



Zip Code	San Francisco Neighborhood	# of Aided Individuals
94112	Ingleside/Excelsior	30,138
94124	Bayview/Hunters Point	21,990
94134	Visitacion Valley	18,911
94110	Mission District/Bernal Heights	17,828
94102	Hayes Valley/Civic Center/Tenderloin	13,605
94103	South of Market	11,836
94109	Polk/Russian Hill/Nob Hill	10,589
94122	Sunset	9,130
94116	Sunset/Parkside/Forest Hill	8,306
94133	North Beach	7,370
94121	Outer Richmond	7,184
Other	Other	6,774
94115	Western Addition/Japantown	6,284
94132	Lake Merced/Lakeside	6,104
94118	Inner Richmond	4,863
94107	Potrero Hill/SOMA	4,805
94108	Chinatown	4,074
94117	Haight-Ashbury	4,044
94142	General Delivery	3,251
94131	Twin Peaks/Glen Park	2,617
94114	Castro/Noe Valley	2,490
94158	Mission Bay	2,112
94127	St. Francis Wood/Miraloma/West Portal	1,706
94105	Rincon Hill	1,699
94130	Treasure Island	1,126
94111	Embarcadero	997
94123	Marina/Cow Hollow	987
94129	Presidio	312
94104	Financial District	181
Grand Total		211,313

Program: Medi-Cal (Does not include SSI-linked Medi-Cal)
 Data Source: CalWIN System as of Jun-2022
 San Francisco Human Services Agency Planning Unit