

**Program Name** Medi-Cal

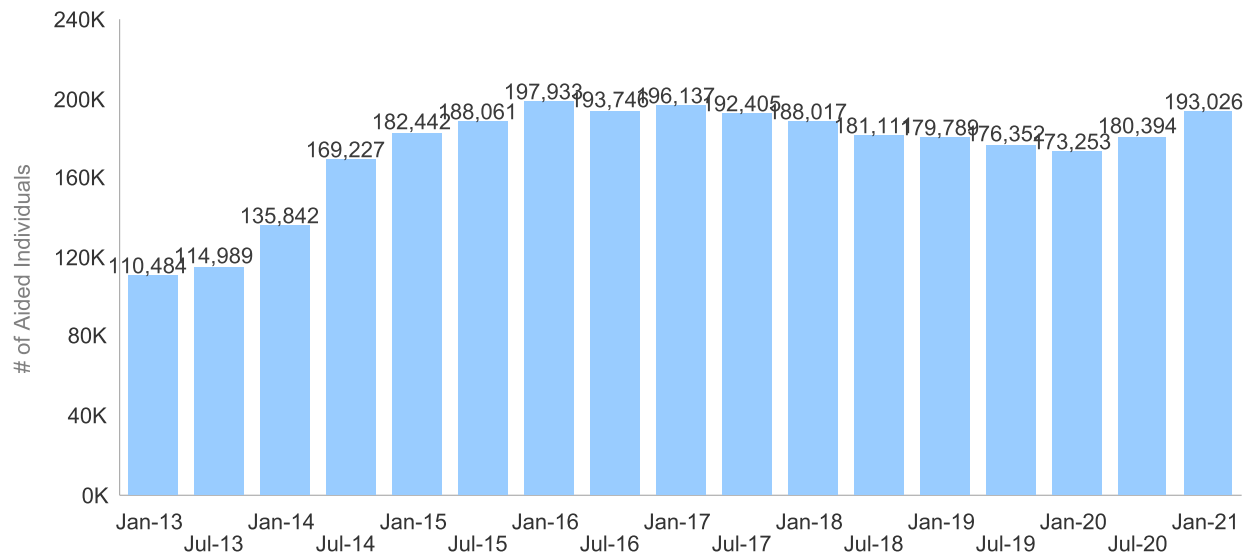
Program Name	Total Number of Aided Individuals	Total Number of Aided Cases (Households)
Medi-Cal	193,352	123,547

Program: Medi-Cal (Does not include SSI-linked Medi-Cal)  
Data Source: CalWIN System as of Mar-2021  
San Francisco Human Services Agency Planning Unit

### Medi-Cal Aided Individual Trend Over Time

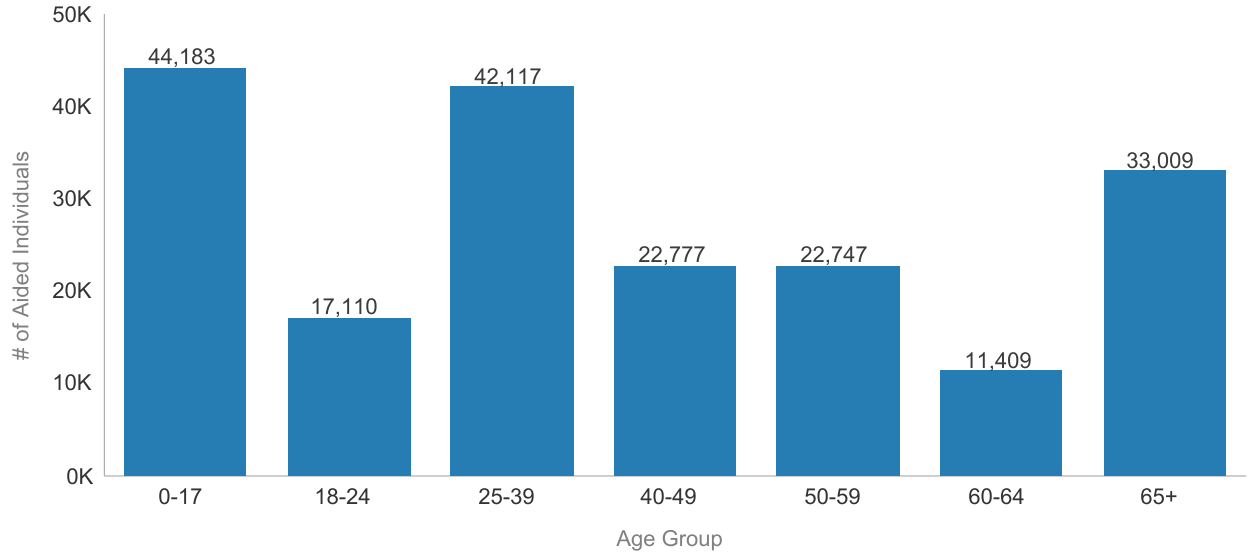
Caseload data in recent months are impacted by retroactive changes and are excluded from this trend analysis. Monthly counts are subject to change over time due to case revisions.

**# of Aided Individuals**



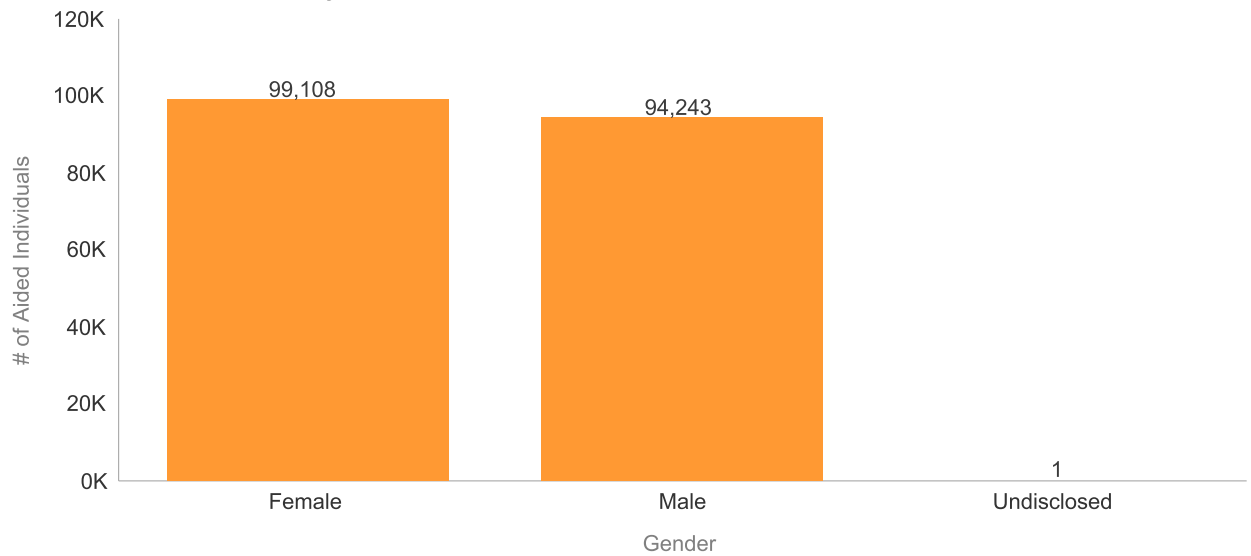
Program: Medi-Cal (Does not include SSI-linked Medi-Cal)  
Data Source: CalWIN System as of Mar-2021  
San Francisco Human Services Agency Planning Unit

### Total Aided Individuals, by Age Group



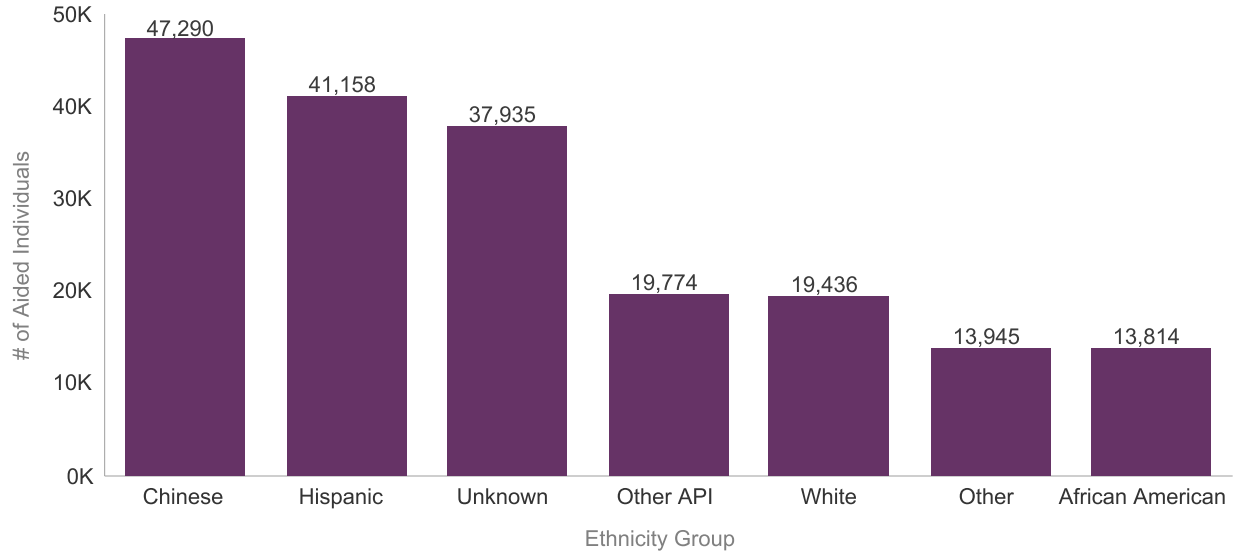
Program: Medi-Cal (Does not include SSI-linked Medi-Cal)  
Data Source: CalWIN System as of Mar-2021  
San Francisco Human Services Agency Planning Unit

### Total Aided Individuals, by Gender



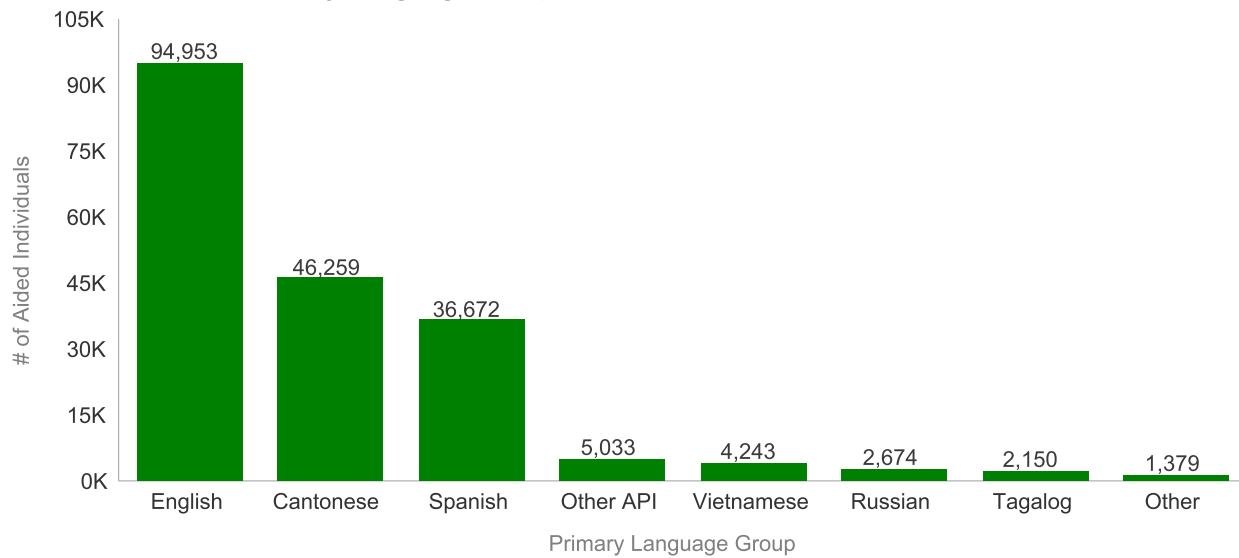
Program: Medi-Cal (Does not include SSI-linked Medi-Cal)  
Data Source: CalWIN System as of Mar-2021  
San Francisco Human Services Agency Planning Unit

### Total Aided Individuals, by Ethnicity Group



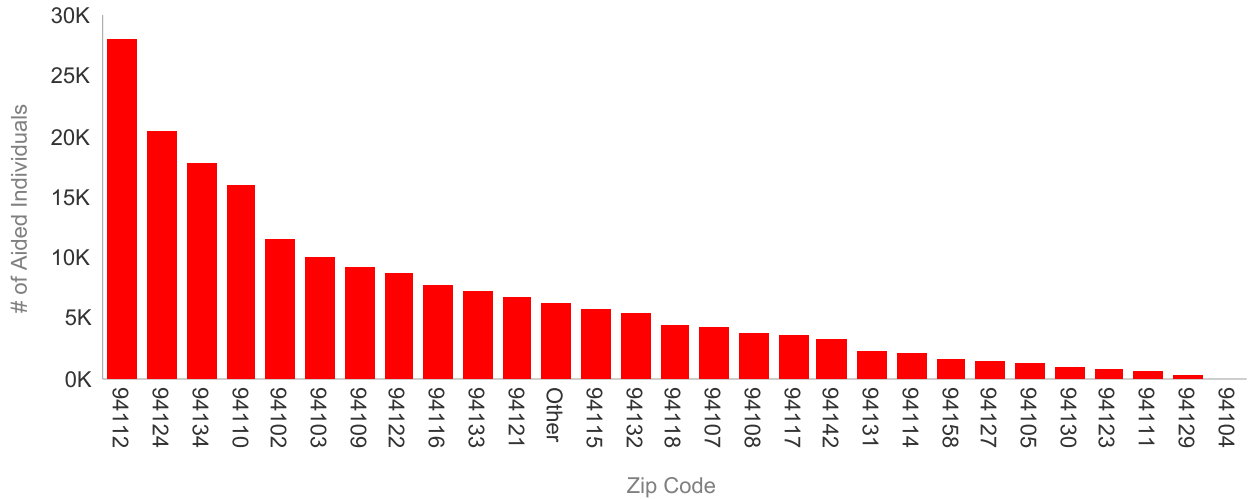
Program: Medi-Cal (Does not include SSI-linked Medi-Cal)  
Data Source: CalWIN System as of Mar-2021  
San Francisco Human Services Agency Planning Unit

### Total Aided Individuals, by Language Group



Program: Medi-Cal (Does not include SSI-linked Medi-Cal)  
Data Source: CalWIN System as of Mar-2021  
San Francisco Human Services Agency Planning Unit

### Total Aided Individuals, by Zip Code



Zip Code	San Francisco Neighborhood	# of Aided Individuals
94112	Ingleside/Excelsior	28,048
94124	Bayview/Hunters Point	20,364
94134	Visitacion Valley	17,743
94110	Mission District/Bernal Heights	16,050
94102	Hayes Valley/Civic Center/Tenderloin	11,501
94103	South of Market	10,092
94109	Polk/Russian Hill/Nob Hill	9,171
94122	Sunset	8,689
94116	Sunset/Parkside/Forest Hill	7,840
94133	North Beach	7,274
94121	Outer Richmond	6,791
Other	Other	6,296
94115	Western Addition/Japantown	5,845
94132	Lake Merced/Lakeside	5,529
94118	Inner Richmond	4,509
94107	Potrero Hill/SOMA	4,372
94108	Chinatown	3,823
94117	Haight-Ashbury	3,631
94142	General Delivery	3,377
94131	Twin Peaks/Glen Park	2,347
94114	Castro/Noe Valley	2,258
94158	Mission Bay	1,682
94127	St. Francis Wood/Miraloma/West Portal	1,579
94105	Rincon Hill	1,349
94130	Treasure Island	1,075
94123	Marina/Cow Hollow	921
94111	Embarcadero	741
94129	Presidio	302
94104	Financial District	153
<b>Grand Total</b>		<b>193,352</b>

Program: Medi-Cal (Does not include SSI-linked Medi-Cal)  
 Data Source: CalWIN System as of Mar-2021  
 San Francisco Human Services Agency Planning Unit