

**Program Name** CalWORKs

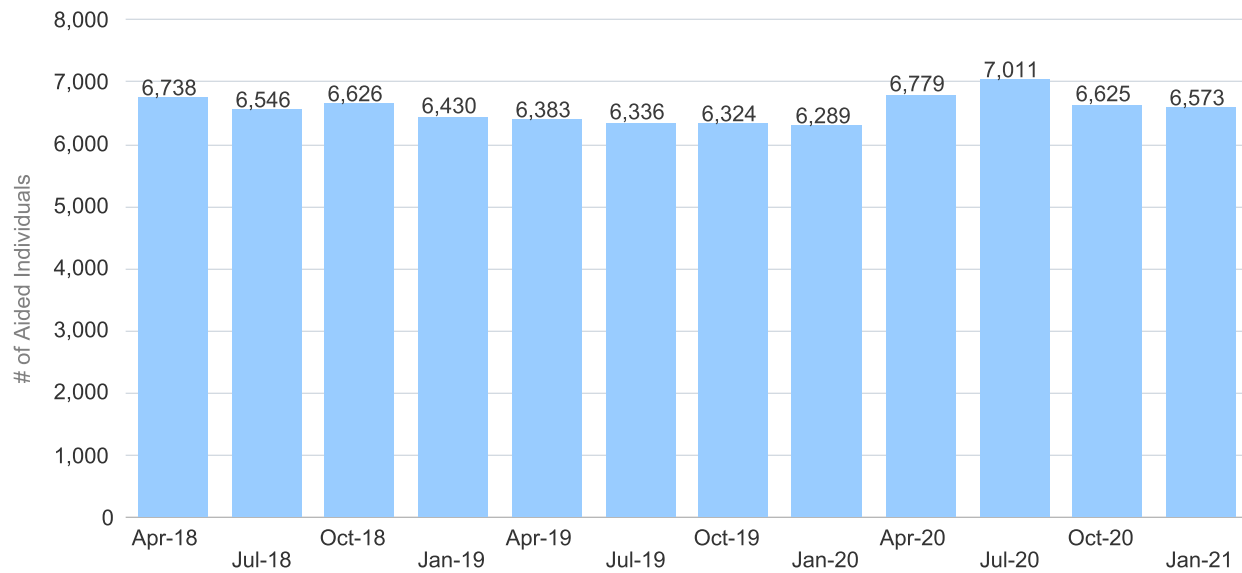
Program Name	Total Number of Aided Individuals	Total Number of Aided Cases (Households)
CalWORKs	6,475	2,827

Program: CalWORKs  
Data Source: CalWIN System as of Mar-2021  
San Francisco Human Services Agency Planning Unit

### Aided Individual Trend Over Time

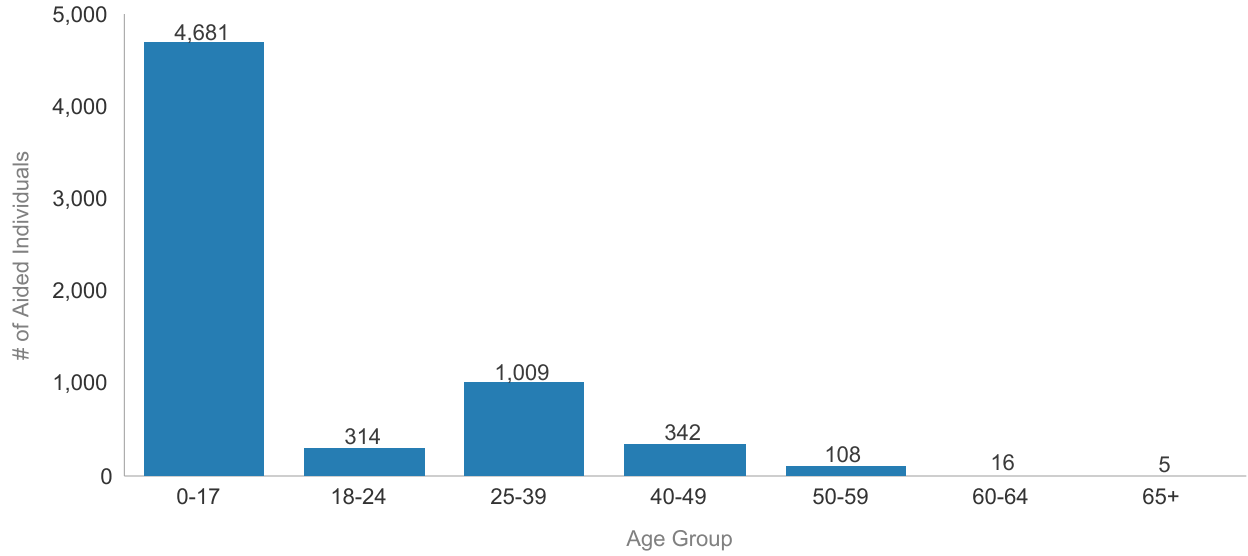
Caseload data in recent months are impacted by retroactive changes and are excluded from this trend analysis. Monthly counts are subject to change over time due to case revisions.

**# of Aided Individuals**



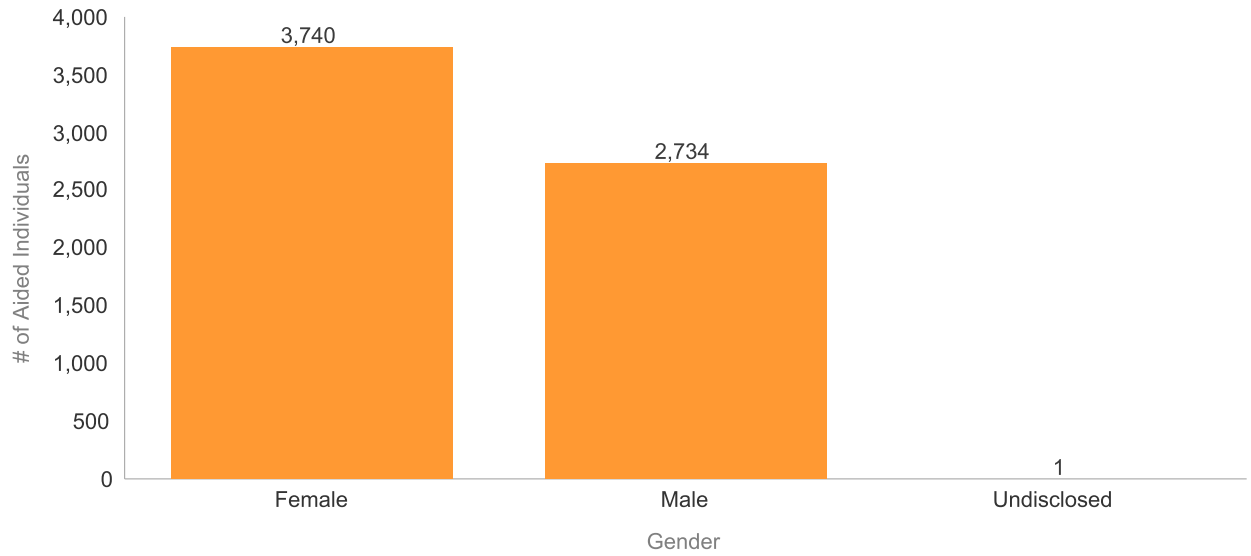
Program: CalWORKs  
Data Source: CalWIN System as of Mar-2021  
San Francisco Human Services Agency Planning Unit

### Total Aided Individuals, by Age Group



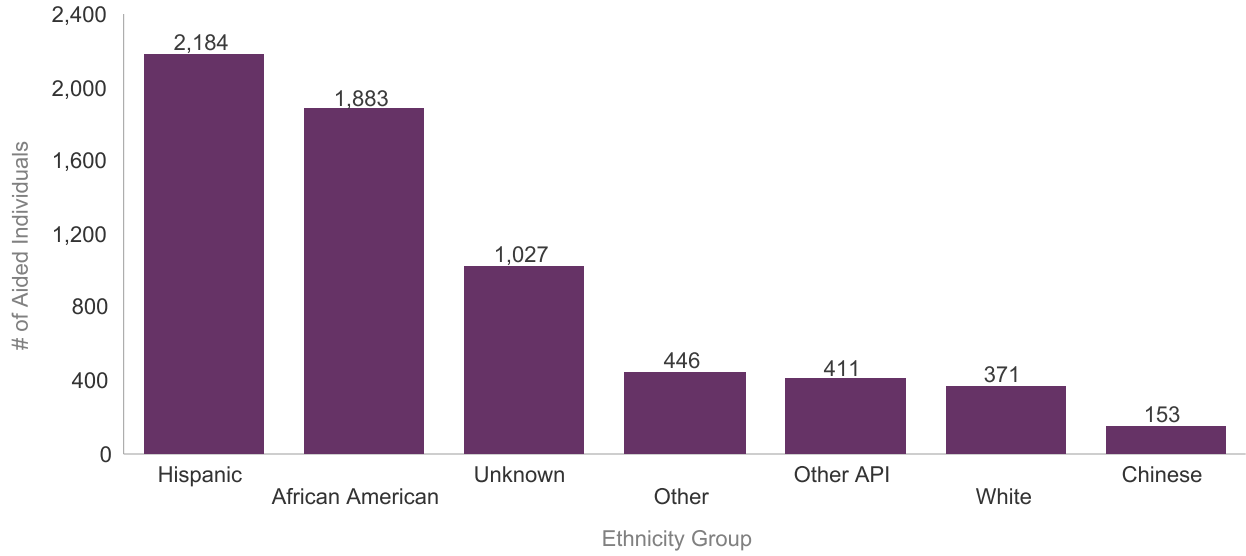
Program: CalWORKs  
Data Source: CalWIN System as of Mar-2021  
San Francisco Human Services Agency Planning Unit

### Total Aided Individuals, by Gender



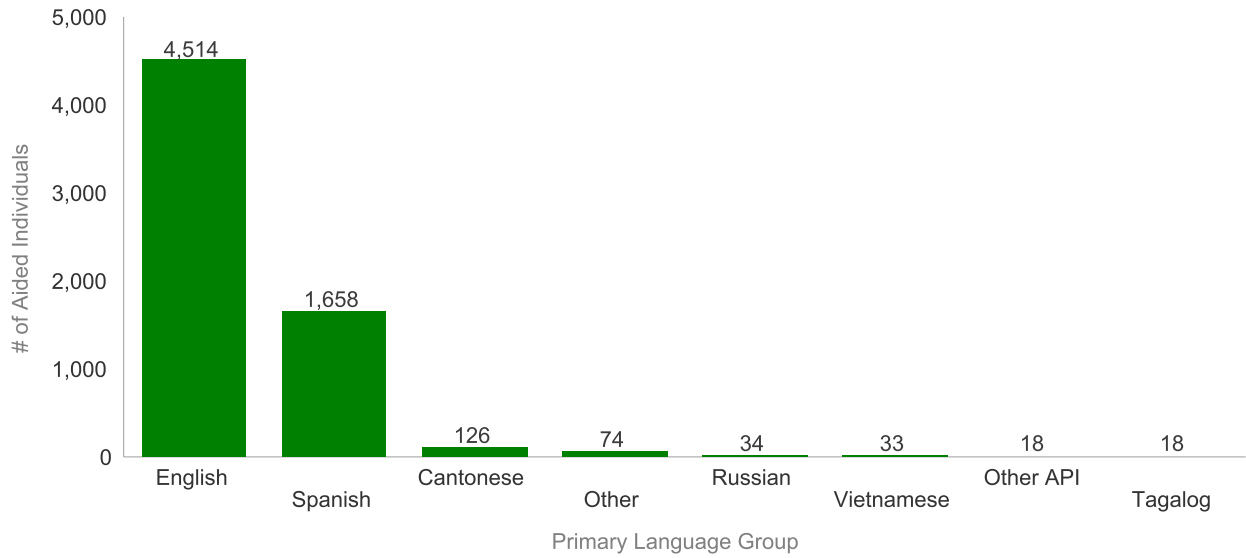
Program: CalWORKs  
Data Source: CalWIN System as of Mar-2021  
San Francisco Human Services Agency Planning Unit

### Total Aided Individuals, by Ethnicity Group



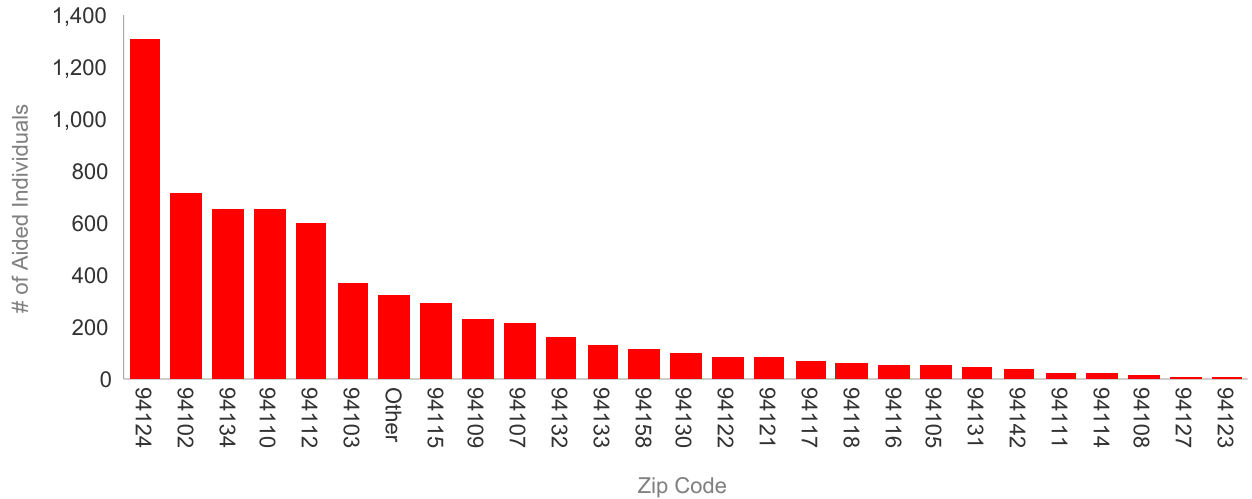
Program: CalWORKs  
Data Source: CalWIN System as of Mar-2021  
San Francisco Human Services Agency Planning Unit

### Total Aided Individuals, by Language Group



Program: CalWORKs  
Data Source: CalWIN System as of Mar-2021  
San Francisco Human Services Agency Planning Unit

### Total Aided Individuals, by Zip Code



Zip Code	San Francisco Neighborhood	# of Aided Individuals
94124	Bayview/Hunters Point	1,308
94102	Hayes Valley/Civic Center/Tenderloin	713
94134	Visitacion Valley	656
94110	Mission District/Bernal Heights	653
94112	Ingleside/Excelsior	600
94103	South of Market	374
Other	Other	323
94115	Western Addition/Japantown	293
94109	Polk/Russian Hill/Nob Hill	230
94107	Potrero Hill/SOMA	216
94132	Lake Merced/Lakeside	161
94133	North Beach	135
94158	Mission Bay	116
94130	Treasure Island	100
94122	Sunset	87
94121	Outer Richmond	84
94117	Haight-Ashbury	74
94118	Inner Richmond	62
94116	Sunset/Parkside/Forest Hill	56
94105	Rincon Hill	54
94131	Twin Peaks/Glen Park	51
94142	General Delivery	40
94111	Embarcadero	25
94114	Castro/Noe Valley	25
94108	Chinatown	14
94127	St. Francis Wood/Miraloma/West Portal	13
94123	Marina/Cow Hollow	10
<b>Grand Total</b>		<b>6,475</b>

Program: CalWORKs  
 Data Source: CalWIN System as of Mar-2021  
 San Francisco Human Services Agency Planning Unit