

Program Name CalWORKs

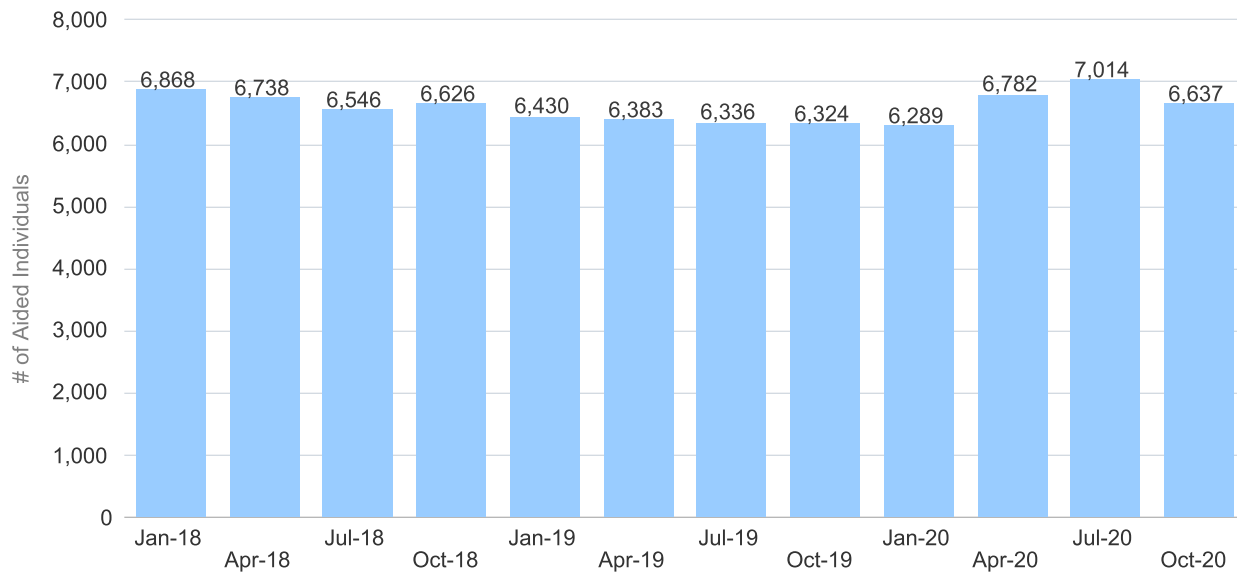
Program Name	Total Number of Aided Individuals	Total Number of Aided Cases (Households)
CalWORKs	6,381	2,799

Program: CalWORKs
Data Source: CalWIN System as of Dec-2020
San Francisco Human Services Agency Planning Unit

Aided Individual Trend Over Time

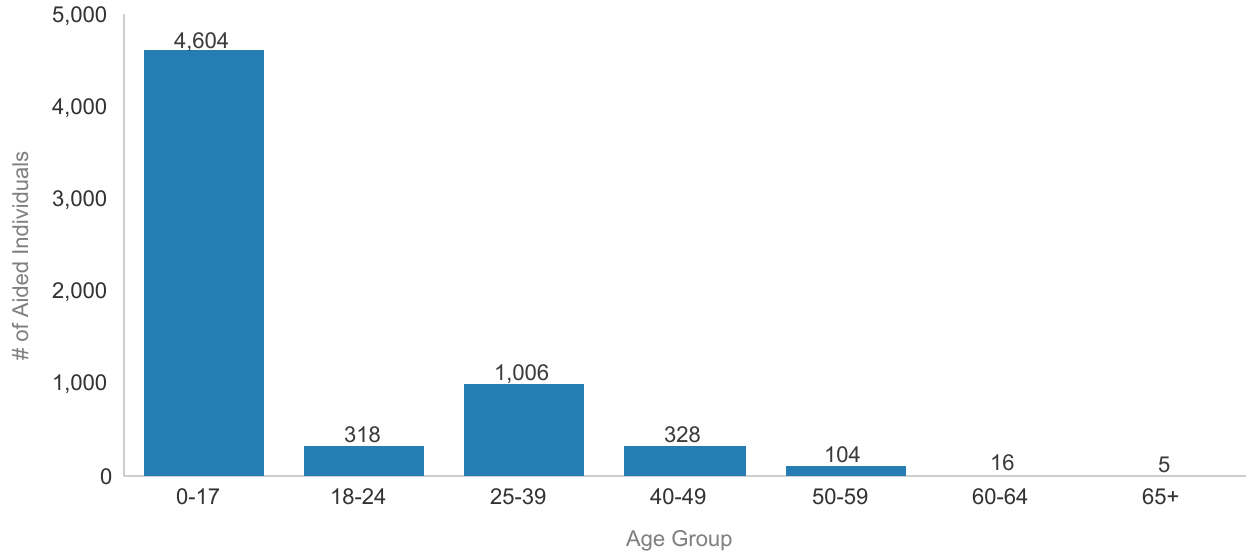
Caseload data in recent months are impacted by retroactive changes and are excluded from this trend analysis. Monthly counts are subject to change over time due to case revisions.

of Aided Individuals



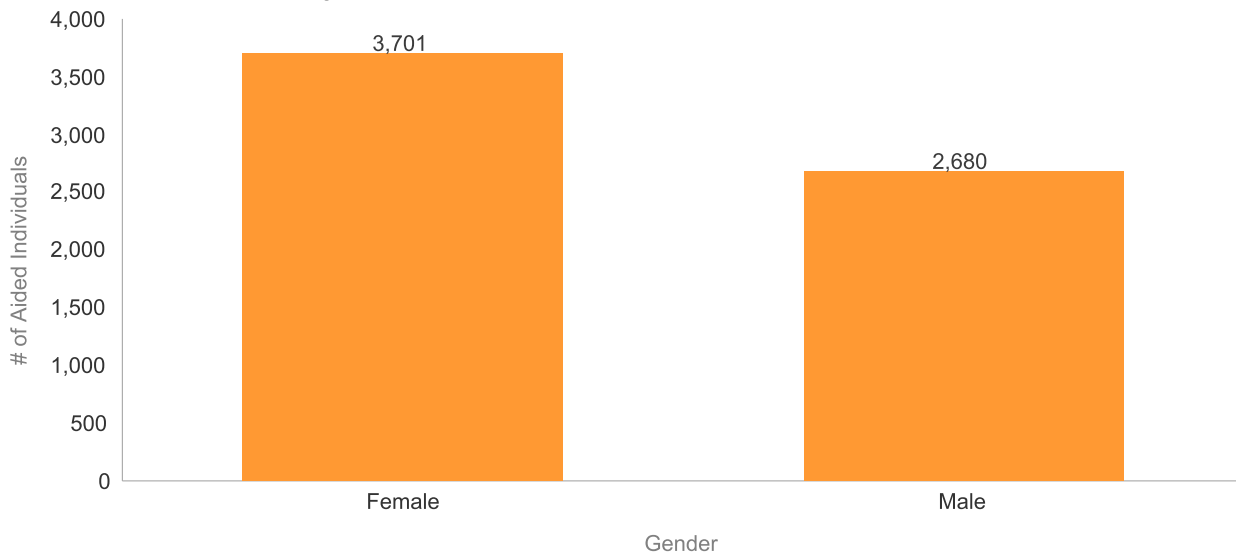
Program: CalWORKs
Data Source: CalWIN System as of Dec-2020
San Francisco Human Services Agency Planning Unit

Total Aided Individuals, by Age Group



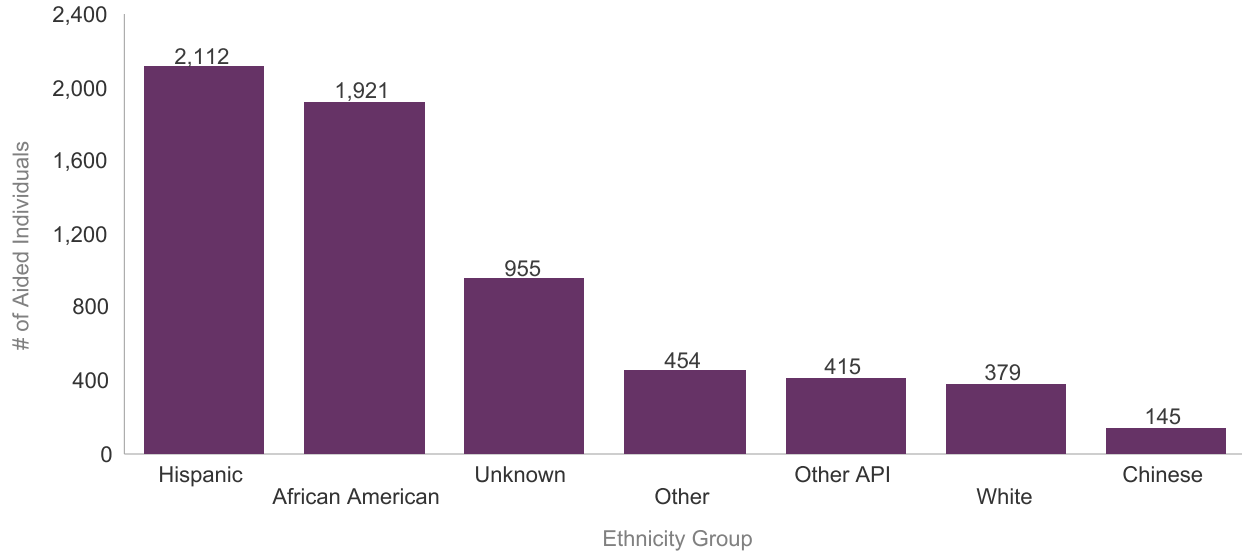
Program: CalWORKs
Data Source: CalWIN System as of Dec-2020
San Francisco Human Services Agency Planning Unit

Total Aided Individuals, by Gender



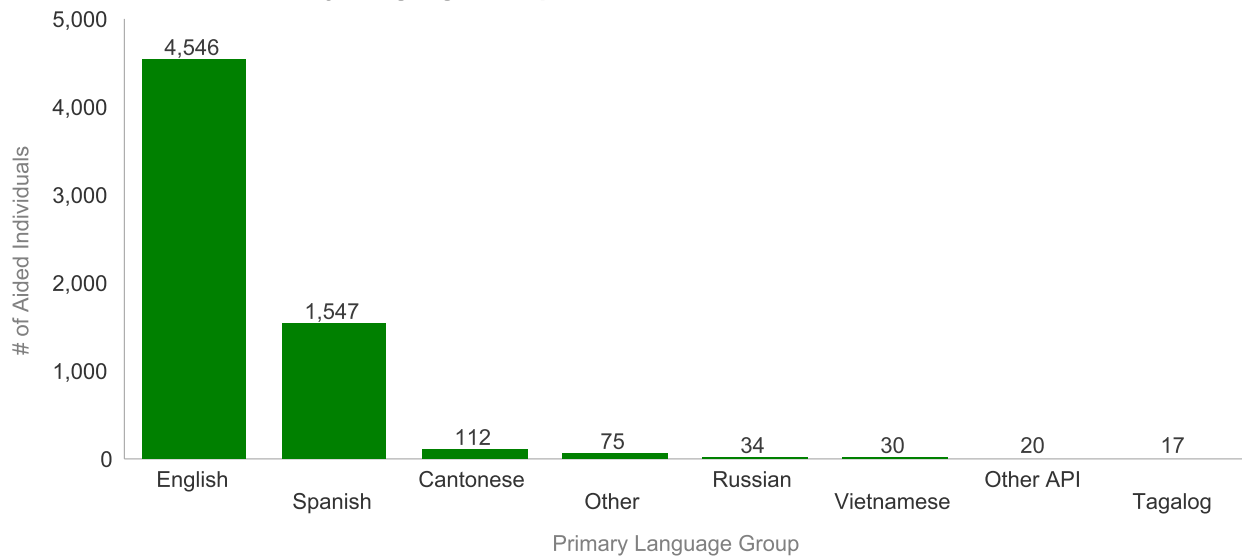
Program: CalWORKs
Data Source: CalWIN System as of Dec-2020
San Francisco Human Services Agency Planning Unit

Total Aided Individuals, by Ethnicity Group



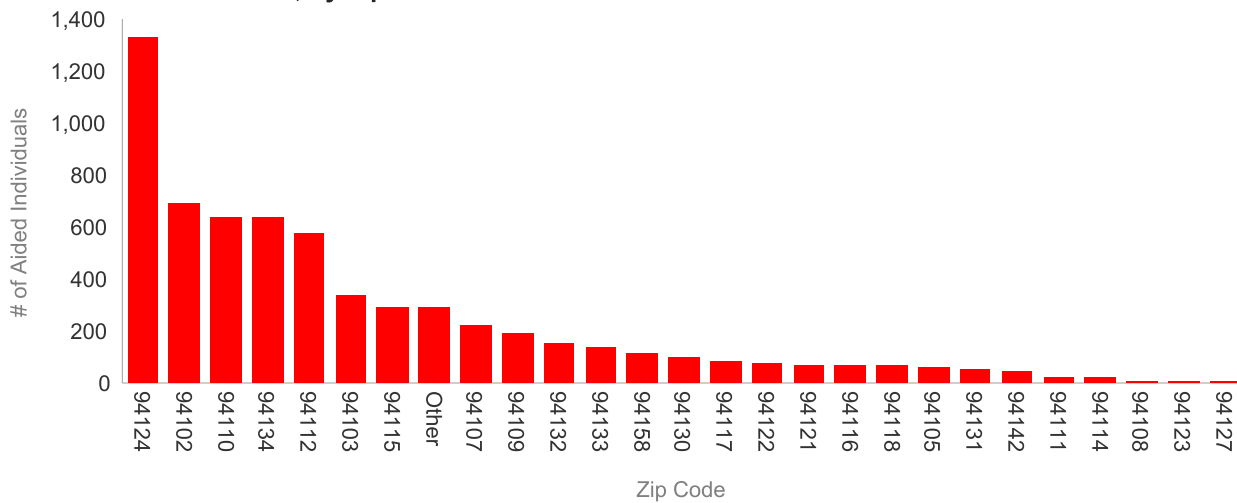
Program: CalWORKs
Data Source: CalWIN System as of Dec-2020
San Francisco Human Services Agency Planning Unit

Total Aided Individuals, by Language Group



Program: CalWORKs
Data Source: CalWIN System as of Dec-2020
San Francisco Human Services Agency Planning Unit

Total Aided Individuals, by Zip Code



Zip Code	San Francisco Neighborhood	# of Aided Individuals
94124	Bayview/Hunters Point	1,331
94102	Hayes Valley/Civic Center/Tenderloin	690
94110	Mission District/Bernal Heights	637
94134	Visitacion Valley	636
94112	Ingleside/Excelsior	580
94103	South of Market	343
94115	Western Addition/Japantown	297
Other	Other	294
94107	Potrero Hill/SOMA	223
94109	Polk/Russian Hill/Nob Hill	196
94132	Lake Merced/Lakeside	158
94133	North Beach	140
94158	Mission Bay	116
94130	Treasure Island	104
94117	Haight-Ashbury	88
94122	Sunset	81
94121	Outer Richmond	73
94116	Sunset/Parkside/Forest Hill	70
94118	Inner Richmond	68
94105	Rincon Hill	60
94131	Twin Peaks/Glen Park	59
94142	General Delivery	47
94111	Embarcadero	27
94114	Castro/Noe Valley	25
94108	Chinatown	13
94123	Marina/Cow Hollow	12
94127	St. Francis Wood/Miraloma/West Portal	12
Grand Total		6,381

Program: CalWORKs
 Data Source: CalWIN System as of Dec-2020
 San Francisco Human Services Agency Planning Unit