

Program Name CalWORKs

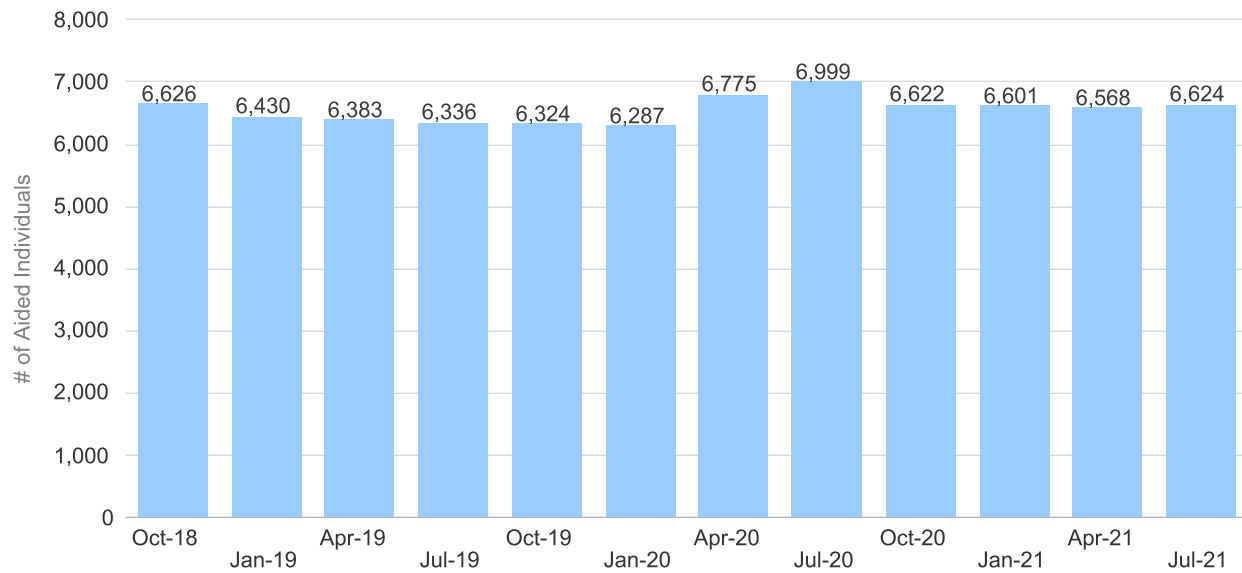
Program Name	Total Number of Aided Individuals	Total Number of Aided Cases (Households)
CalWORKs	6,589	2,873

Program: CalWORKs
Data Source: CalWIN System as of Sep-2021
San Francisco Human Services Agency Planning Unit

Aided Individual Trend Over Time

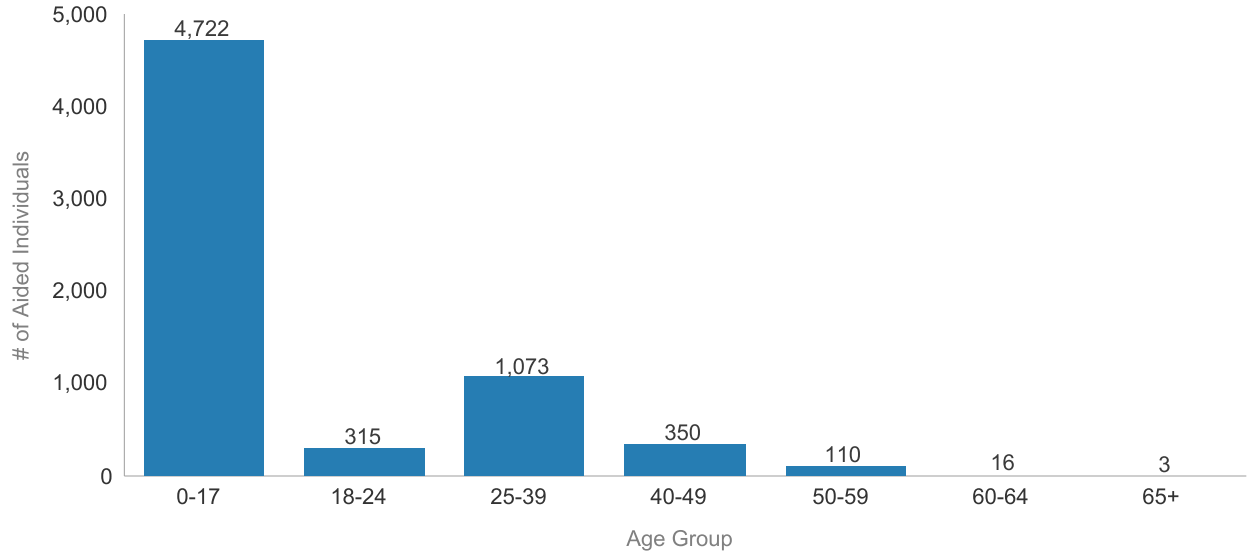
Caseload data in recent months are impacted by retroactive changes and are excluded from this trend analysis. Monthly counts are subject to change over time due to case revisions.

of Aided Individuals



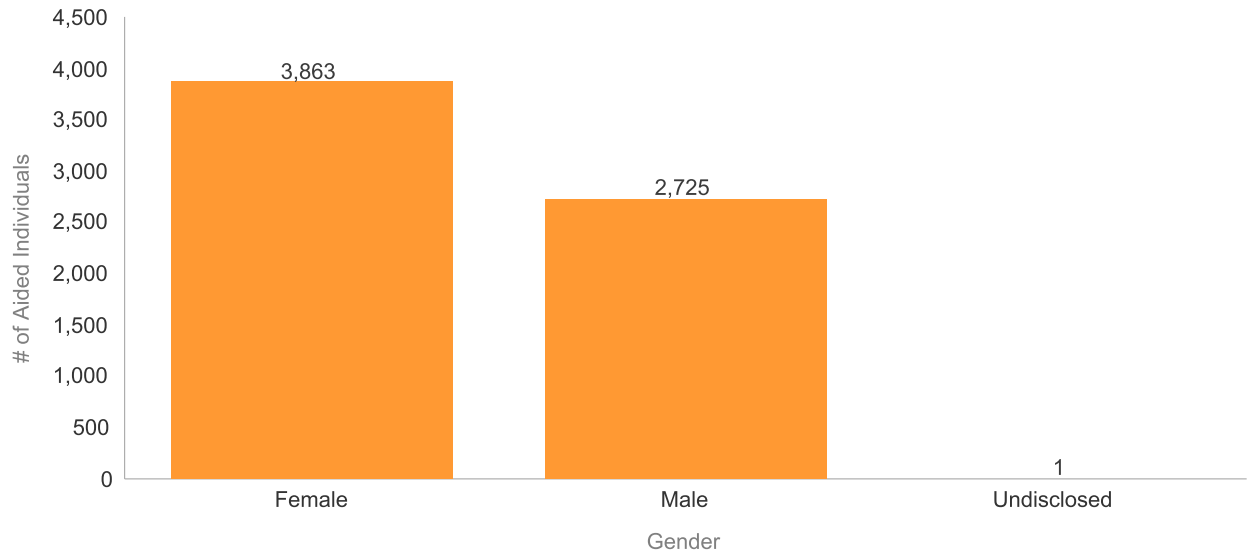
Program: CalWORKs
Data Source: CalWIN System as of Sep-2021
San Francisco Human Services Agency Planning Unit

Total Aided Individuals, by Age Group



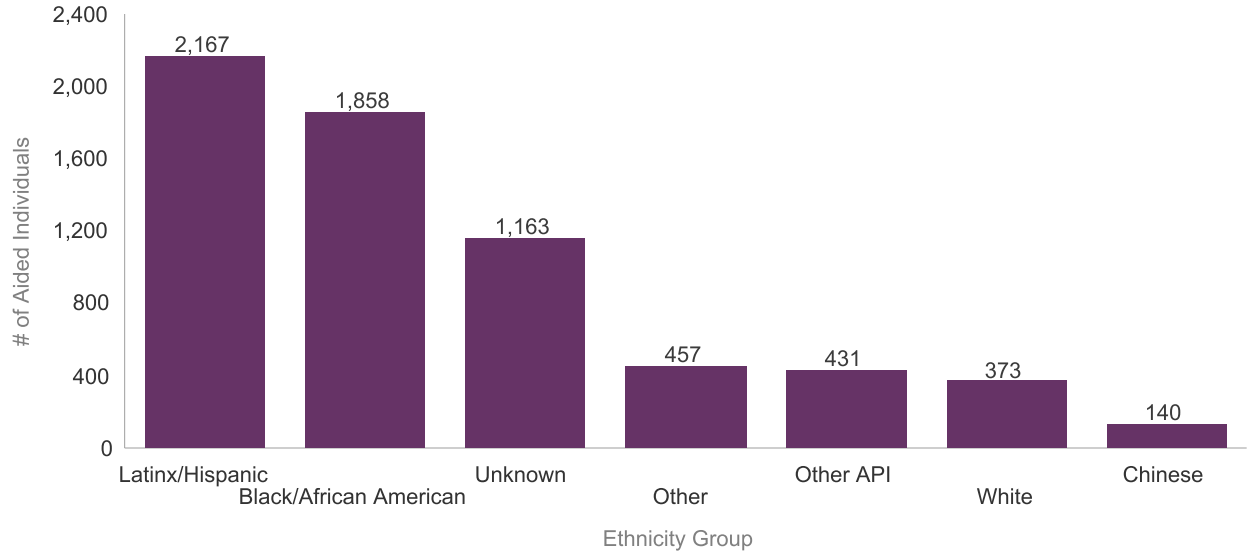
Program: CalWORKs
Data Source: CalWIN System as of Sep-2021
San Francisco Human Services Agency Planning Unit

Total Aided Individuals, by Gender



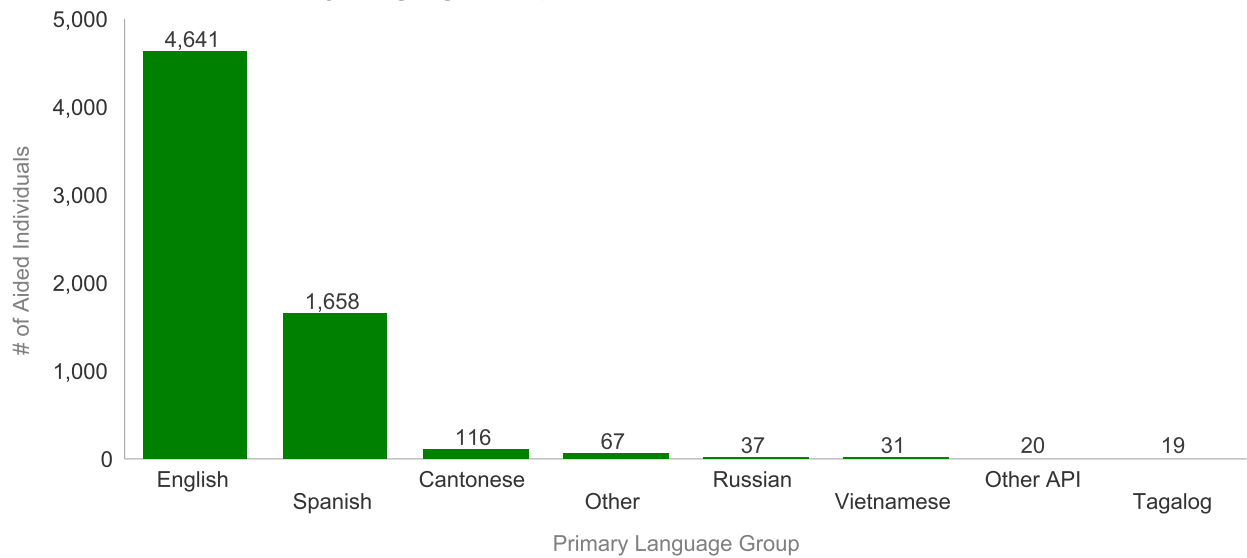
Program: CalWORKs
Data Source: CalWIN System as of Sep-2021
San Francisco Human Services Agency Planning Unit

Total Aided Individuals, by Ethnicity Group



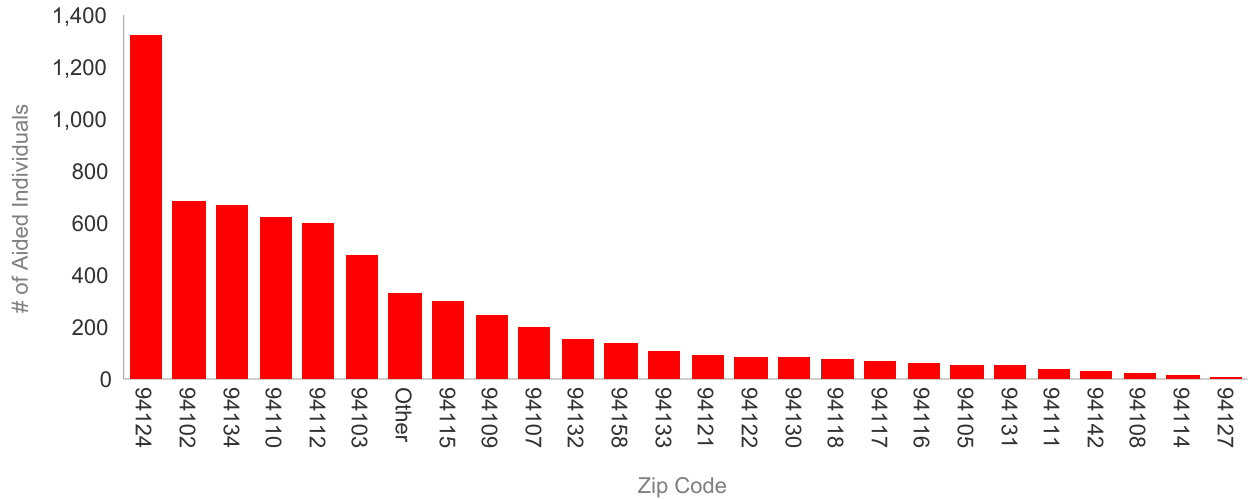
Program: CalWORKs
Data Source: CalWIN System as of Sep-2021
San Francisco Human Services Agency Planning Unit

Total Aided Individuals, by Language Group



Program: CalWORKs
Data Source: CalWIN System as of Sep-2021
San Francisco Human Services Agency Planning Unit

Total Aided Individuals, by Zip Code



Zip Code	San Francisco Neighborhood	# of Aided Individuals
94124	Bayview/Hunters Point	1,324
94102	Hayes Valley/Civic Center/Tenderloin	683
94134	Visitacion Valley	667
94110	Mission District/Bernal Heights	622
94112	Ingleside/Excelsior	602
94103	South of Market	480
Other	Other	331
94115	Western Addition/Japantown	301
94109	Polk/Russian Hill/Nob Hill	249
94107	Potrero Hill/SOMA	201
94132	Lake Merced/Lakeside	155
94158	Mission Bay	142
94133	North Beach	112
94121	Outer Richmond	92
94122	Sunset	90
94130	Treasure Island	83
94118	Inner Richmond	79
94117	Haight-Ashbury	72
94116	Sunset/Parkside/Forest Hill	63
94105	Rincon Hill	58
94131	Twin Peaks/Glen Park	55
94111	Embarcadero	37
94142	General Delivery	34
94108	Chinatown	24
94114	Castro/Noe Valley	14
94127	St. Francis Wood/Miraloma/West Portal	10
Grand Total		6,589

Program: CalWORKs
 Data Source: CalWIN System as of Sep-2021
 San Francisco Human Services Agency Planning Unit