

Program Name CalWORKs

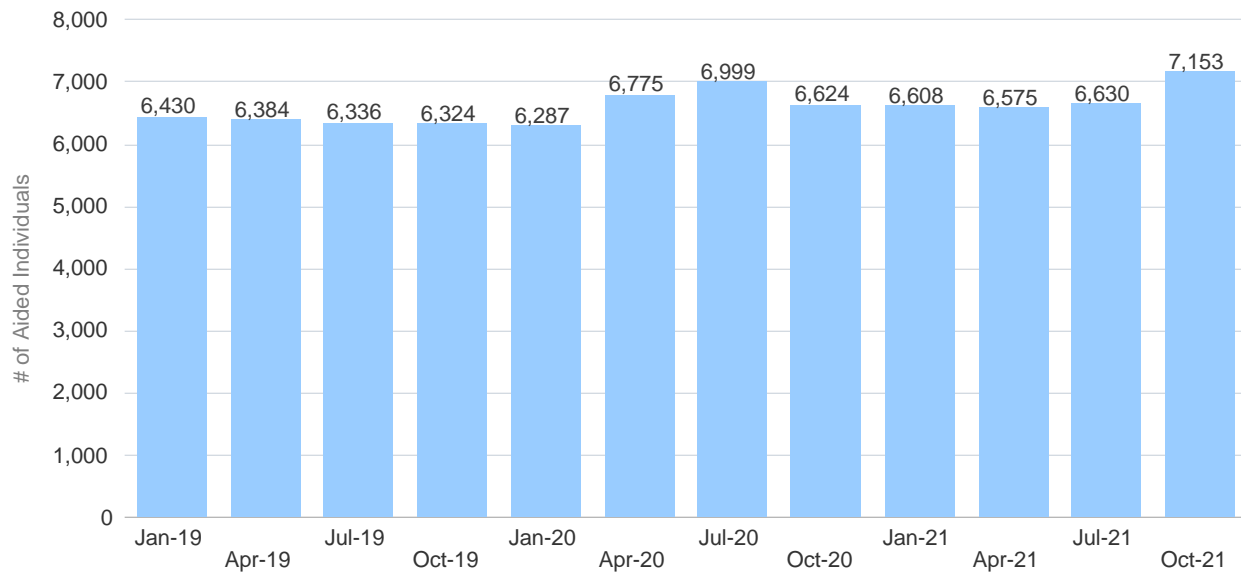
Program Name	Total Number of Aided Individuals	Total Number of Aided Cases (Households)
CalWORKs	7,254	3,145

Program: CalWORKs
Data Source: CalWIN System as of Dec-2021
San Francisco Human Services Agency Planning Unit

Aided Individual Trend Over Time

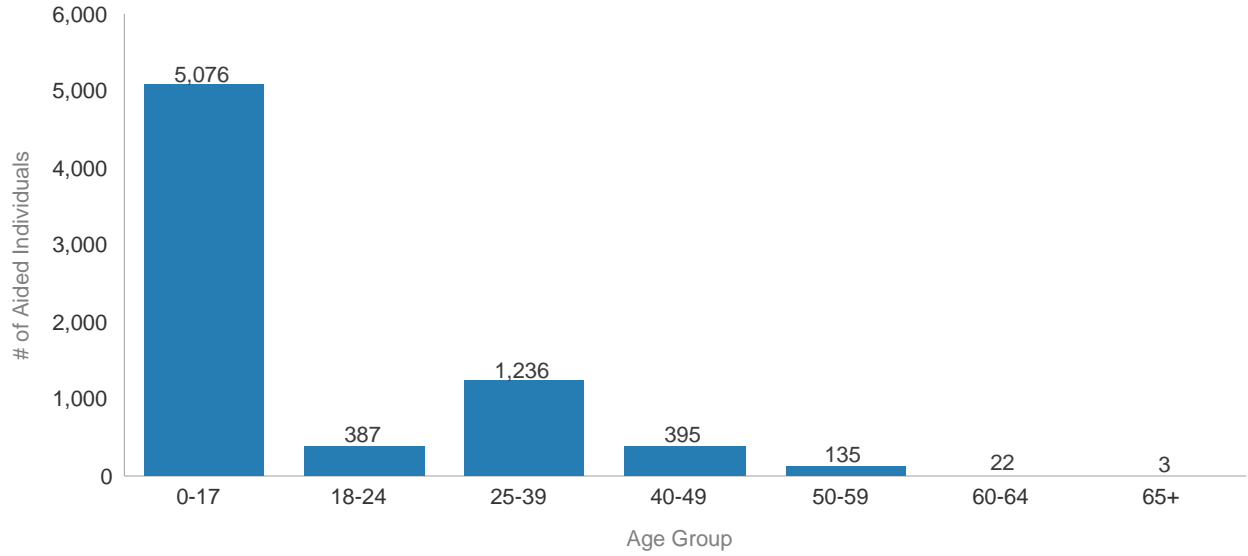
Caseload data in recent months are impacted by retroactive changes and are excluded from this trend analysis. Monthly counts are subject to change over time due to case revisions.

of Aided Individuals



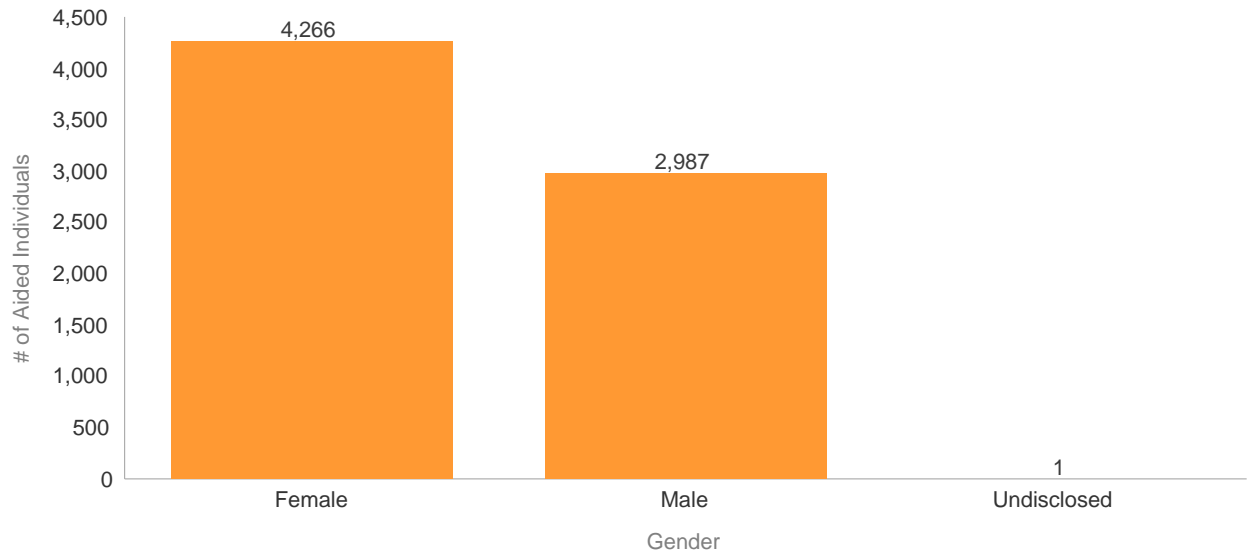
Program: CalWORKs
Data Source: CalWIN System as of Dec-2021
San Francisco Human Services Agency Planning Unit

Total Aided Individuals, by Age Group



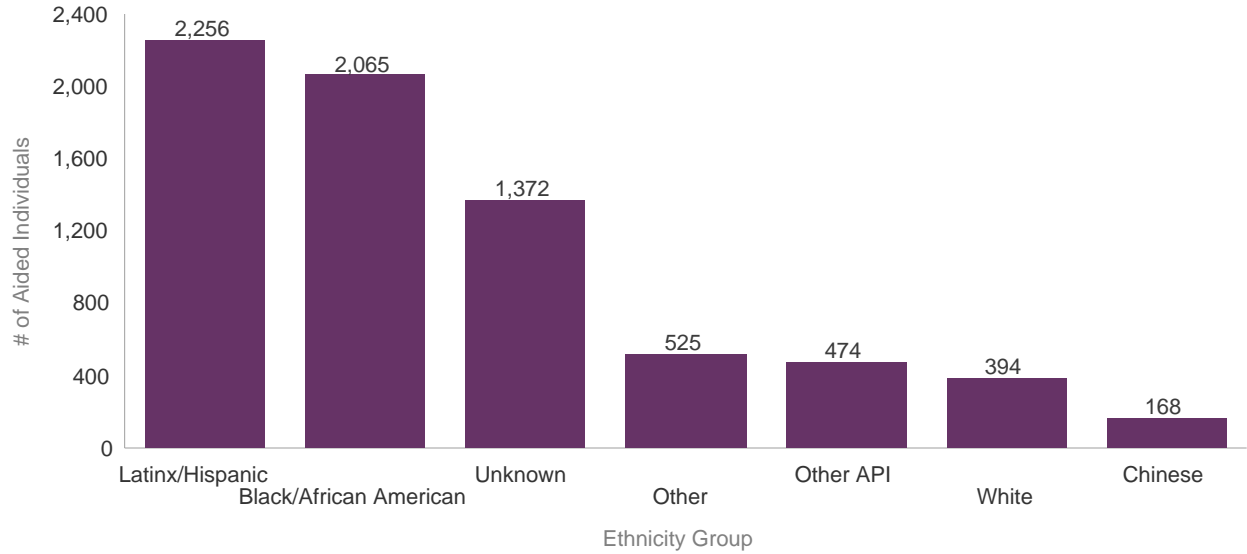
Program: CalWORKs
Data Source: CalWIN System as of Dec-2021
San Francisco Human Services Agency Planning Unit

Total Aided Individuals, by Gender



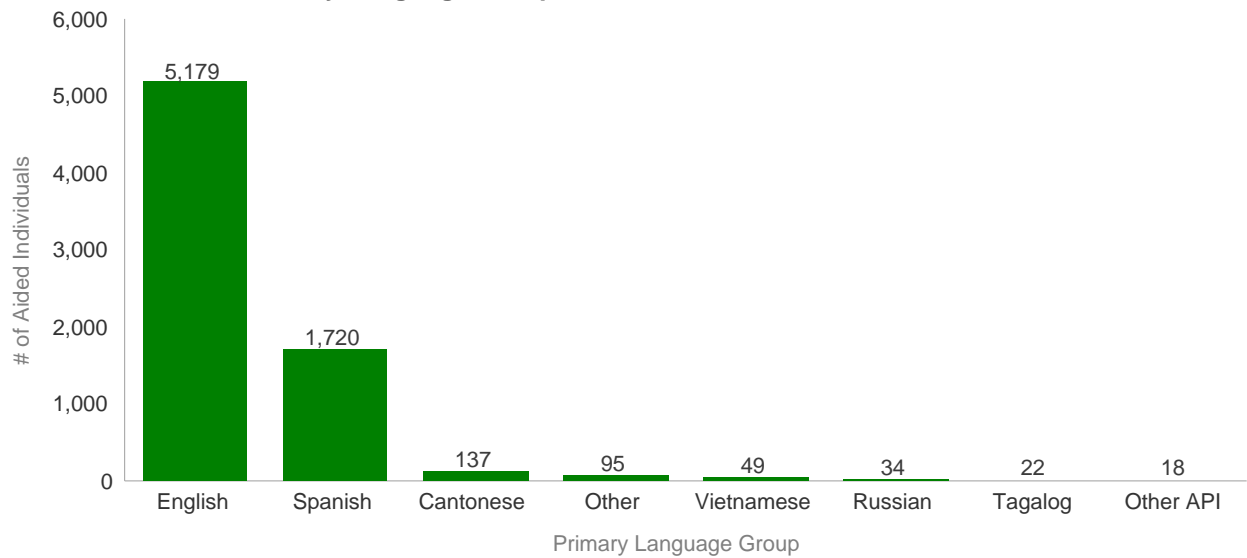
Program: CalWORKs
Data Source: CalWIN System as of Dec-2021
San Francisco Human Services Agency Planning Unit

Total Aided Individuals, by Ethnicity Group



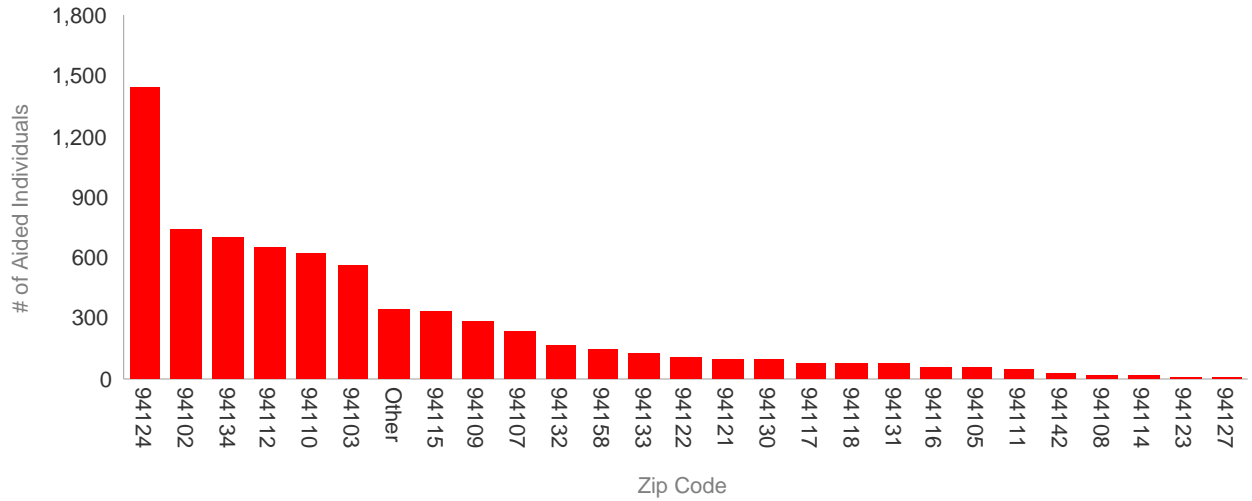
Program: CalWORKs
Data Source: CalWIN System as of Dec-2021
San Francisco Human Services Agency Planning Unit

Total Aided Individuals, by Language Group



Program: CalWORKs
Data Source: CalWIN System as of Dec-2021
San Francisco Human Services Agency Planning Unit

Total Aided Individuals, by Zip Code



Zip Code	San Francisco Neighborhood	# of Aided Individuals
94124	Bayview/Hunters Point	1,445
94102	Hayes Valley/Civic Center/Tenderloin	747
94134	Visitacion Valley	703
94112	Ingleside/Excelsior	658
94110	Mission District/Bernal Heights	624
94103	South of Market	566
Other	Other	344
94115	Western Addition/Japantown	335
94109	Polk/Russian Hill/Nob Hill	287
94107	Potrero Hill/SOMA	243
94132	Lake Merced/Lakeside	173
94158	Mission Bay	151
94133	North Beach	135
94122	Sunset	111
94121	Outer Richmond	105
94130	Treasure Island	104
94117	Haight-Ashbury	84
94118	Inner Richmond	81
94131	Twin Peaks/Glen Park	77
94116	Sunset/Parkside/Forest Hill	61
94105	Rincon Hill	58
94111	Embarcadero	52
94142	General Delivery	37
94108	Chinatown	23
94114	Castro/Noe Valley	20
94123	Marina/Cow Hollow	14
94127	St. Francis Wood/Miraloma/West Portal	11
Grand Total		7,254

Program: CalWORKs
 Data Source: CalWIN System as of Dec-2021
 San Francisco Human Services Agency Planning Unit