

Program Name CalFresh

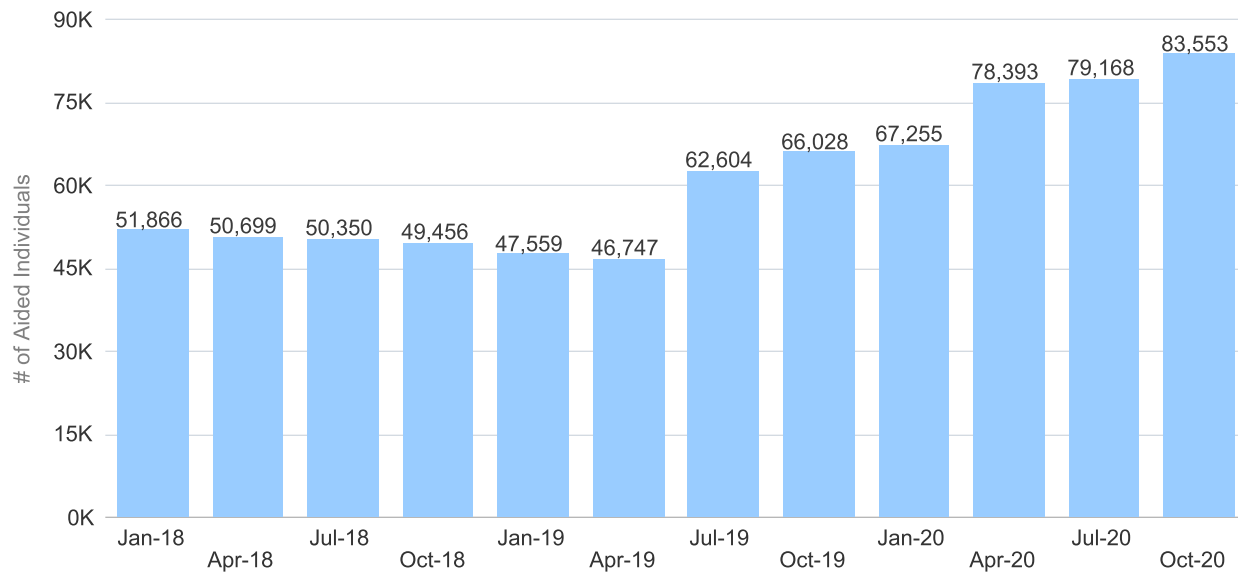
Program Name	Total Number of Aided Individuals	Total Number of Aided Cases (Households)
CalFresh	82,717	58,883

Program: CalFresh
Data Source: CalWIN System as of Dec-2020
San Francisco Human Services Agency Planning Unit

Aided Individual Trend Over Time

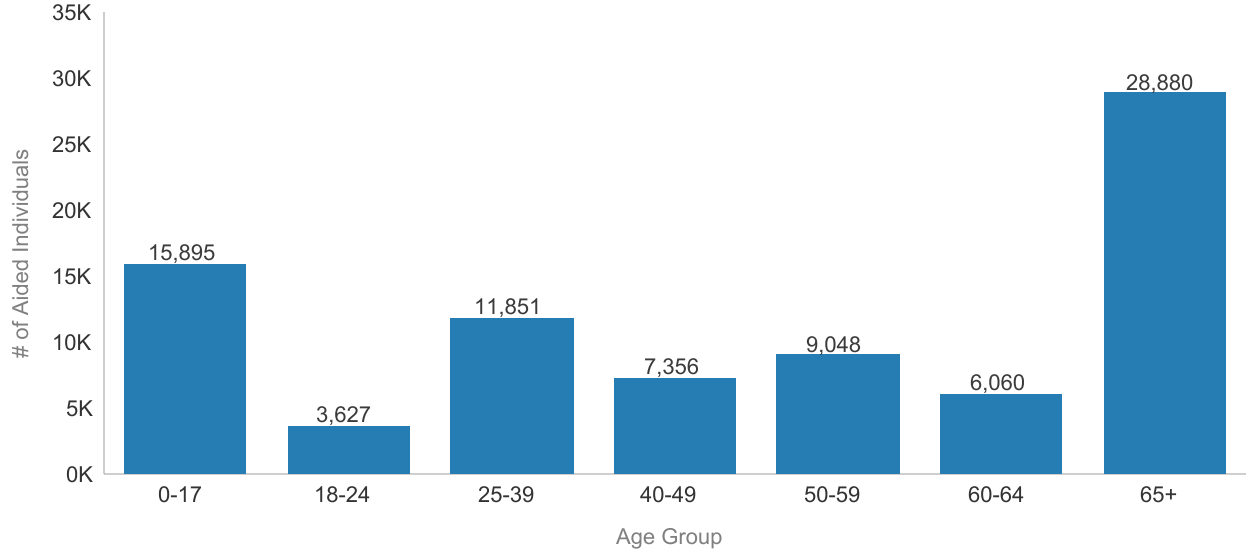
Caseload data in recent months are impacted by retroactive changes and are excluded from this trend analysis. Monthly counts are subject to change over time due to case revisions.

of Aided Individuals



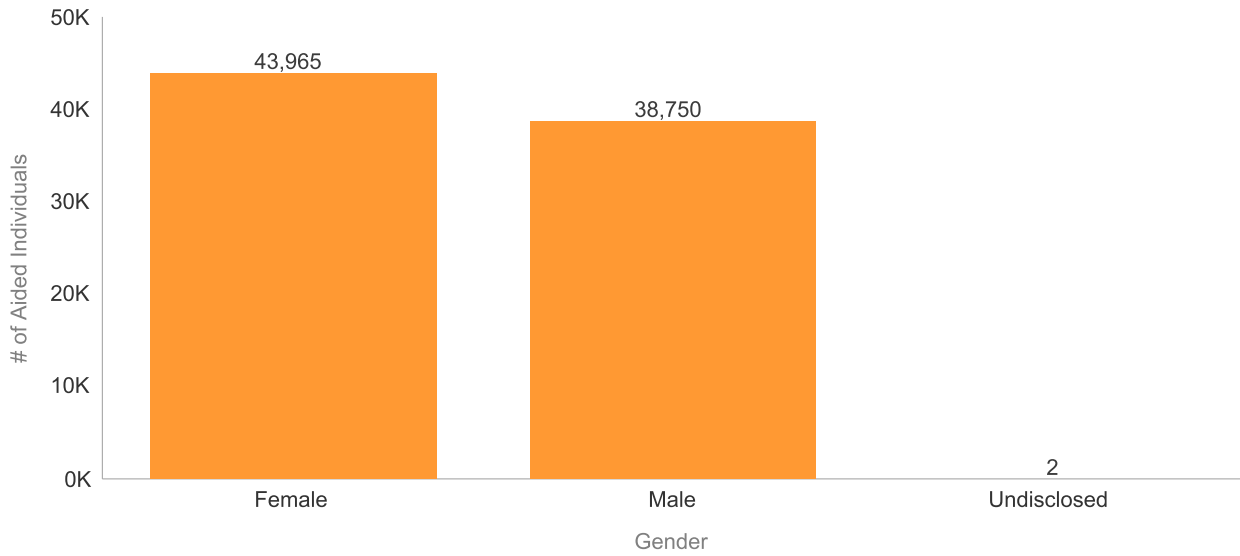
Program: CalFresh
Data Source: CalWIN System as of Dec-2020
San Francisco Human Services Agency Planning Unit

Total Aided Individuals, by Age Group



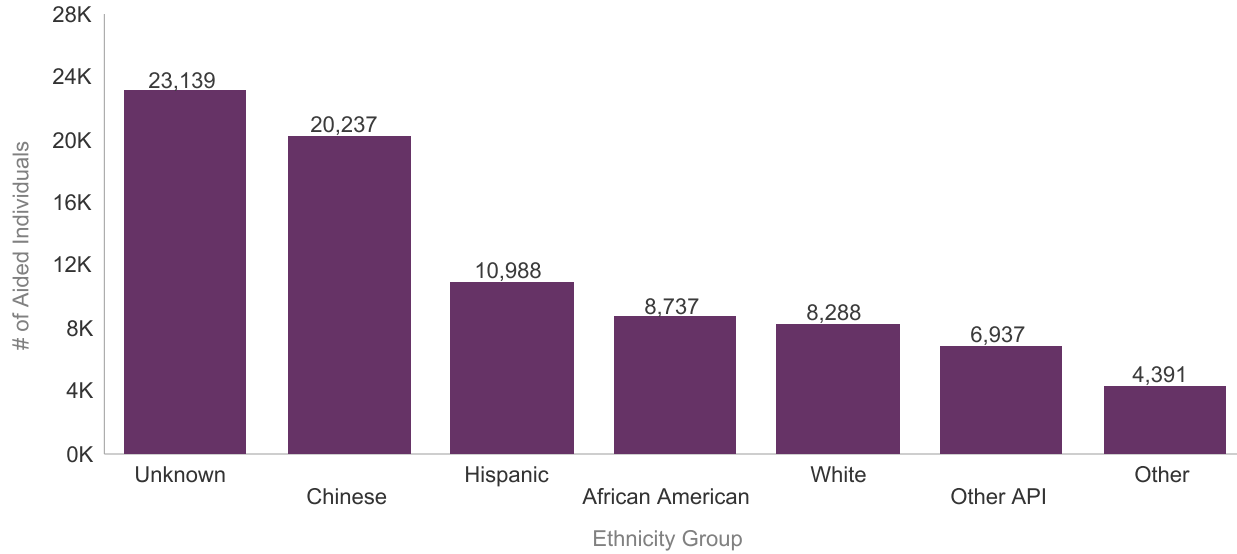
Program: CalFresh
Data Source: CalWIN System as of Dec-2020
San Francisco Human Services Agency Planning Unit

Total Aided Individuals, by Gender



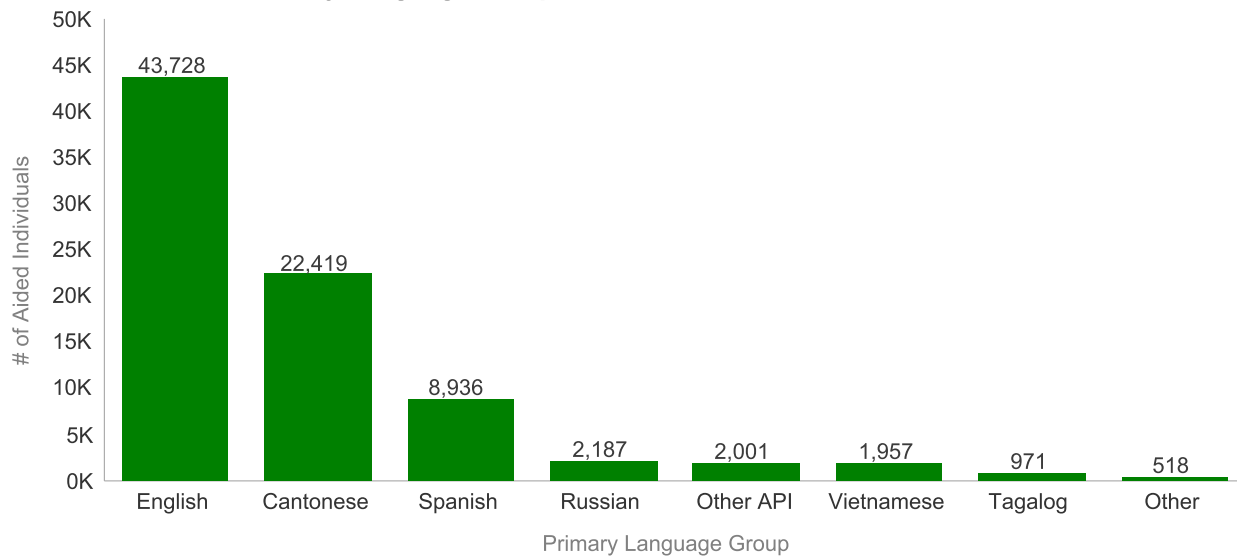
Program: CalFresh
Data Source: CalWIN System as of Dec-2020
San Francisco Human Services Agency Planning Unit

Total Aided Individuals, by Ethnicity Group



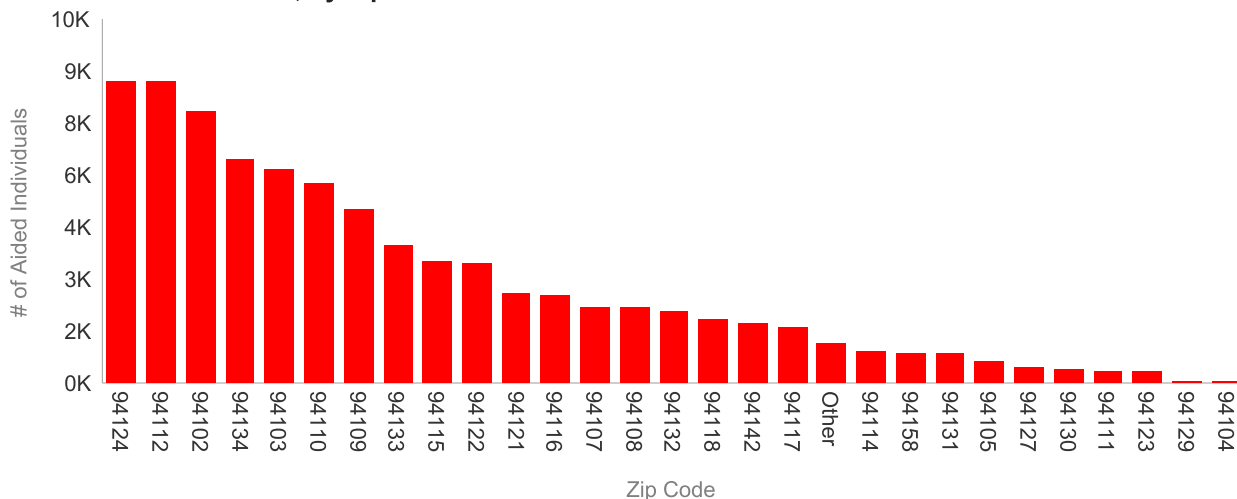
Program: CalFresh
Data Source: CalWIN System as of Dec-2020
San Francisco Human Services Agency Planning Unit

Total Aided Individuals, by Language Group



Program: CalFresh
Data Source: CalWIN System as of Dec-2020
San Francisco Human Services Agency Planning Unit

Total Aided Individuals, by Zip Code



Zip Code	San Francisco Neighborhood	# of Aided Individuals
94124	Bayview/Hunters Point	8,718
94112	Ingleside/Excelsior	8,686
94102	Hayes Valley/Civic Center/Tenderloin	7,826
94134	Visitacion Valley	6,477
94103	South of Market	6,169
94110	Mission District/Bernal Heights	5,761
94109	Polk/Russian Hill/Nob Hill	5,004
94133	North Beach	3,970
94115	Western Addition/Japantown	3,536
94122	Sunset	3,477
94121	Outer Richmond	2,586
94116	Sunset/Parkside/Forest Hill	2,530
94107	Potrero Hill/SOMA	2,223
94108	Chinatown	2,176
94132	Lake Merced/Lakeside	2,101
94118	Inner Richmond	1,852
94142	General Delivery	1,746
94117	Haight-Ashbury	1,636
Other	Other	1,143
94114	Castro/Noe Valley	930
94158	Mission Bay	892
94131	Twin Peaks/Glen Park	878
94105	Rincon Hill	620
94127	St. Francis Wood/Miraloma/West Portal	466
94130	Treasure Island	432
94111	Embarcadero	372
94123	Marina/Cow Hollow	348
94129	Presidio	87
94104	Financial District	75
Grand Total		82,717

Program: CalFresh

Data Source: CalWIN System as of Dec-2020

San Francisco Human Services Agency Planning Unit