

**Program Name** CalFresh

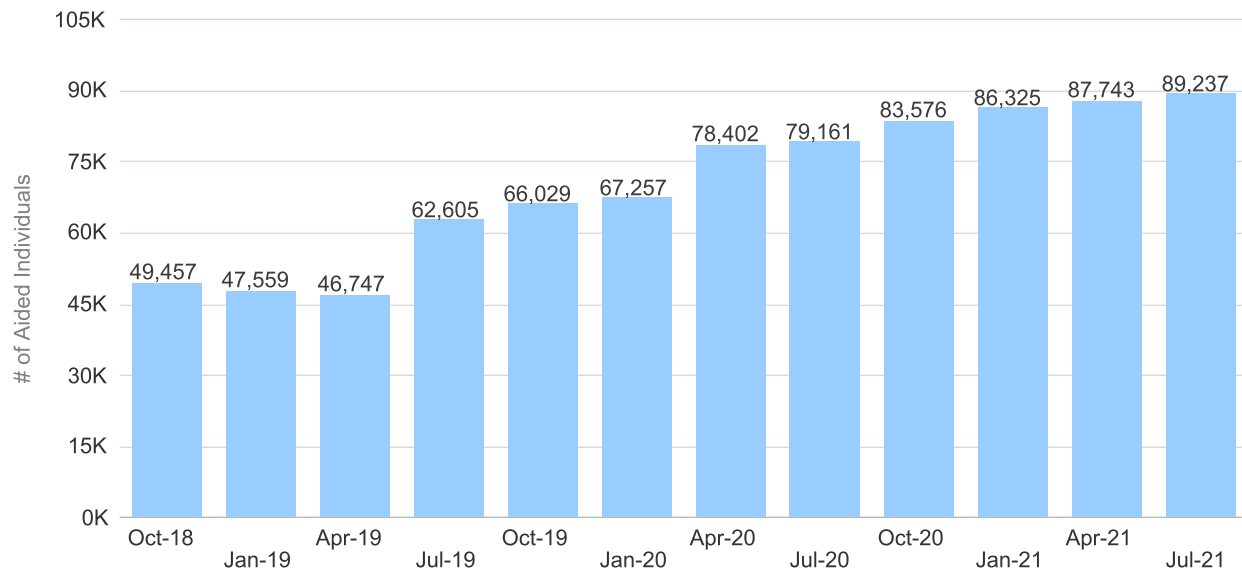
Program Name	Total Number of Aided Individuals	Total Number of Aided Cases (Households)
CalFresh	90,742	64,721

Program: CalFresh  
Data Source: CalWIN System as of Sep-2021  
San Francisco Human Services Agency Planning Unit

### Aided Individual Trend Over Time

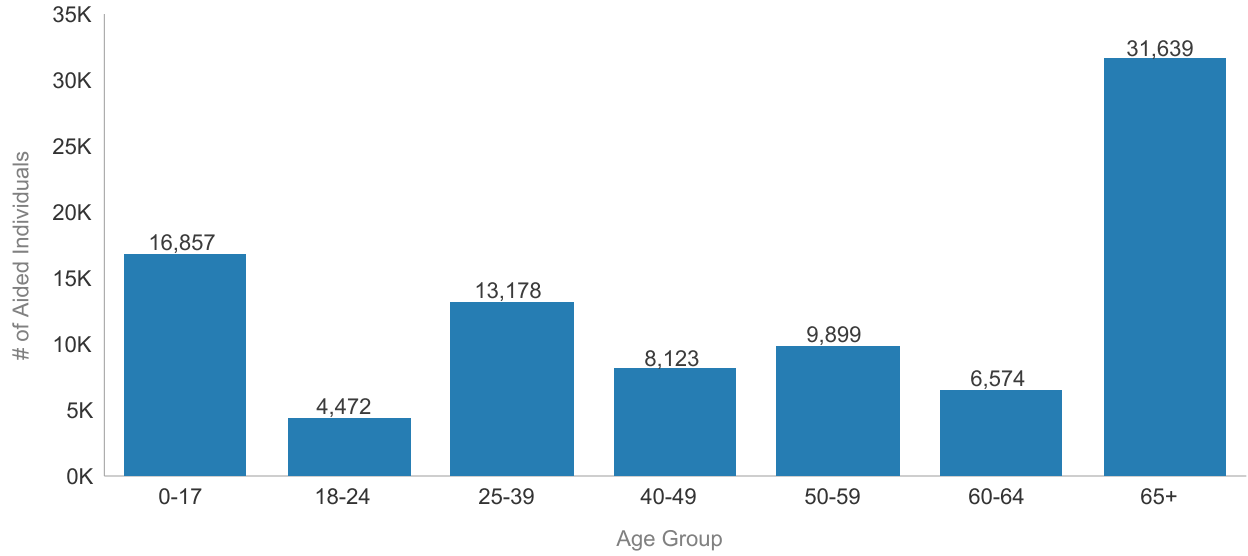
Caseload data in recent months are impacted by retroactive changes and are excluded from this trend analysis. Monthly counts are subject to change over time due to case revisions.

#### # of Aided Individuals



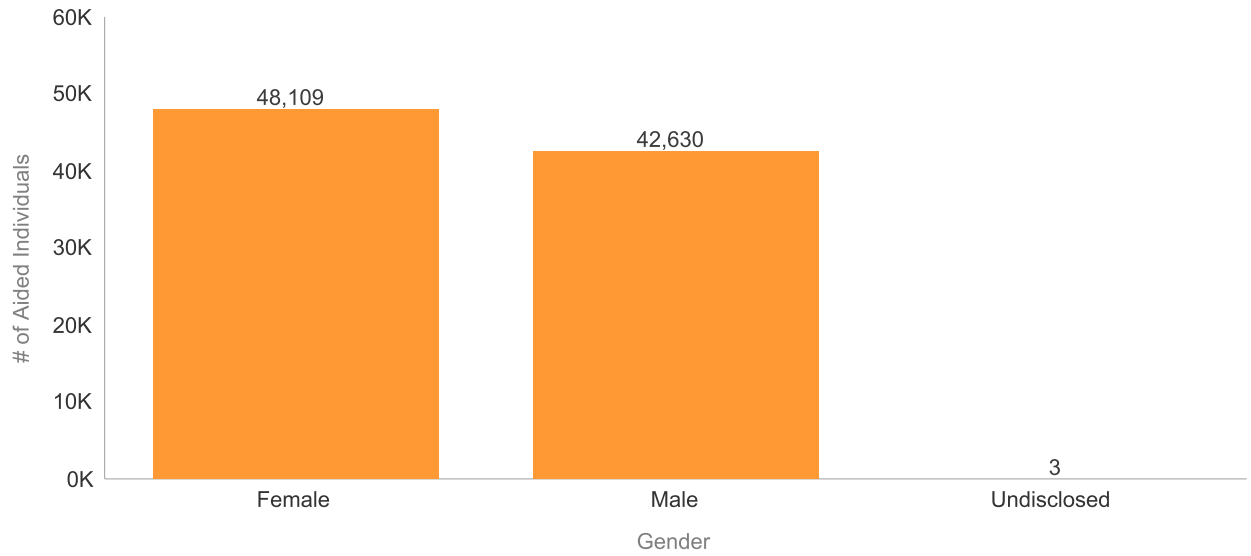
Program: CalFresh  
Data Source: CalWIN System as of Sep-2021  
San Francisco Human Services Agency Planning Unit

### Total Aided Individuals, by Age Group



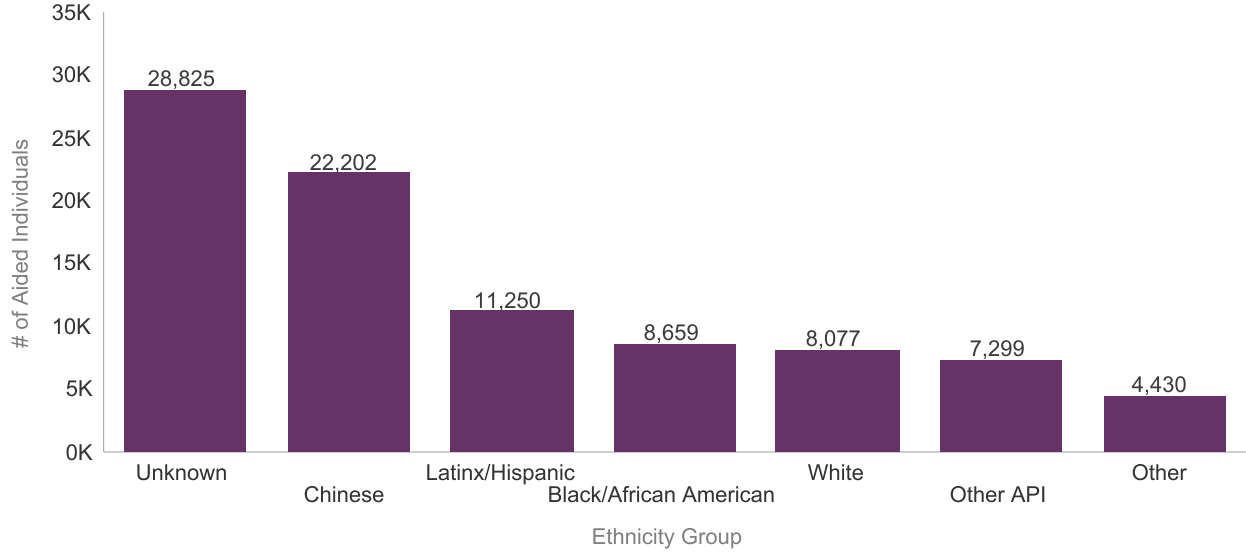
Program: CalFresh  
Data Source: CalWIN System as of Sep-2021  
San Francisco Human Services Agency Planning Unit

### Total Aided Individuals, by Gender



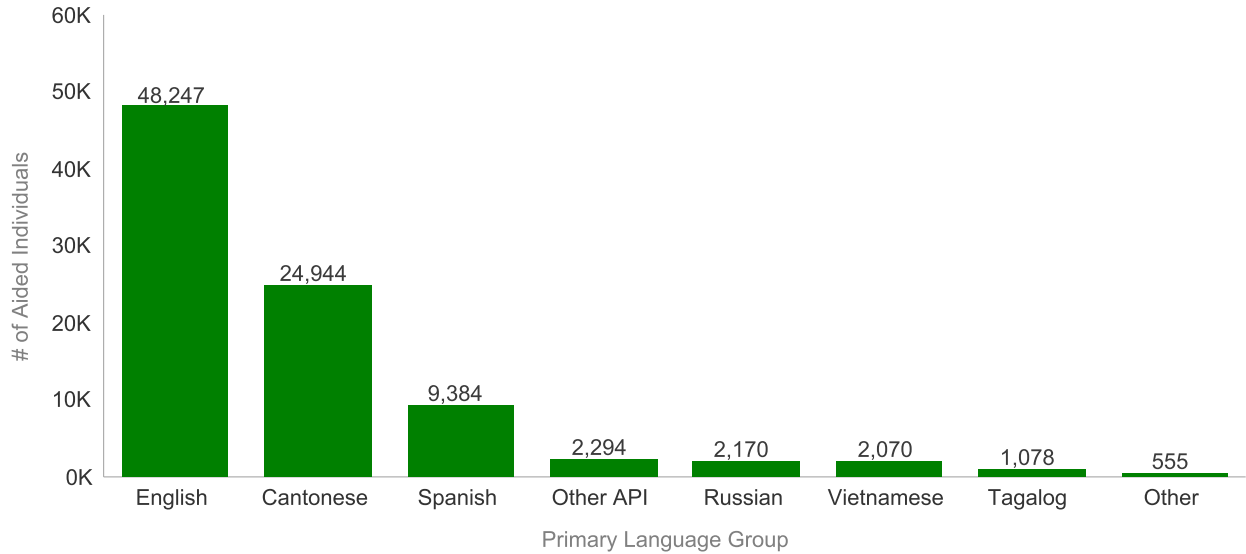
Program: CalFresh  
Data Source: CalWIN System as of Sep-2021  
San Francisco Human Services Agency Planning Unit

### Total Aided Individuals, by Ethnicity Group



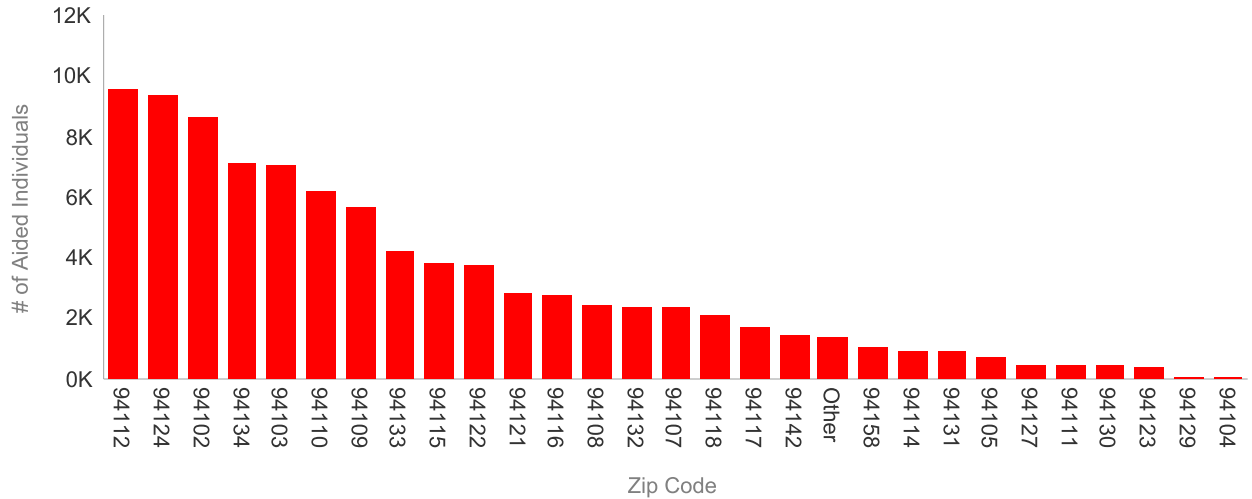
Program: CalFresh  
 Data Source: CalWIN System as of Sep-2021  
 San Francisco Human Services Agency Planning Unit

### Total Aided Individuals, by Language Group



Program: CalFresh  
 Data Source: CalWIN System as of Sep-2021  
 San Francisco Human Services Agency Planning Unit

### Total Aided Individuals, by Zip Code



Zip Code	San Francisco Neighborhood	# of Aided Individuals
94112	Ingleside/Excelsior	9,554
94124	Bayview/Hunters Point	9,332
94102	Hayes Valley/Civic Center/Tenderloin	8,629
94134	Visitacion Valley	7,146
94103	South of Market	7,042
94110	Mission District/Bernal Heights	6,216
94109	Polk/Russian Hill/Nob Hill	5,657
94133	North Beach	4,243
94115	Western Addition/Japantown	3,815
94122	Sunset	3,738
94121	Outer Richmond	2,872
94116	Sunset/Parkside/Forest Hill	2,810
94108	Chinatown	2,426
94132	Lake Merced/Lakeside	2,396
94107	Potrero Hill/SOMA	2,361
94118	Inner Richmond	2,132
94117	Haight-Ashbury	1,702
94142	General Delivery	1,482
Other	Other	1,422
94158	Mission Bay	1,092
94114	Castro/Noe Valley	969
94131	Twin Peaks/Glen Park	957
94105	Rincon Hill	741
94127	St. Francis Wood/Miraloma/West Portal	510
94111	Embarcadero	487
94130	Treasure Island	463
94123	Marina/Cow Hollow	381
94129	Presidio	86
94104	Financial District	81
<b>Grand Total</b>		<b>90,742</b>

Program: CalFresh  
 Data Source: CalWIN System as of Sep-2021  
 San Francisco Human Services Agency Planning Unit