

## Program Name CalFresh

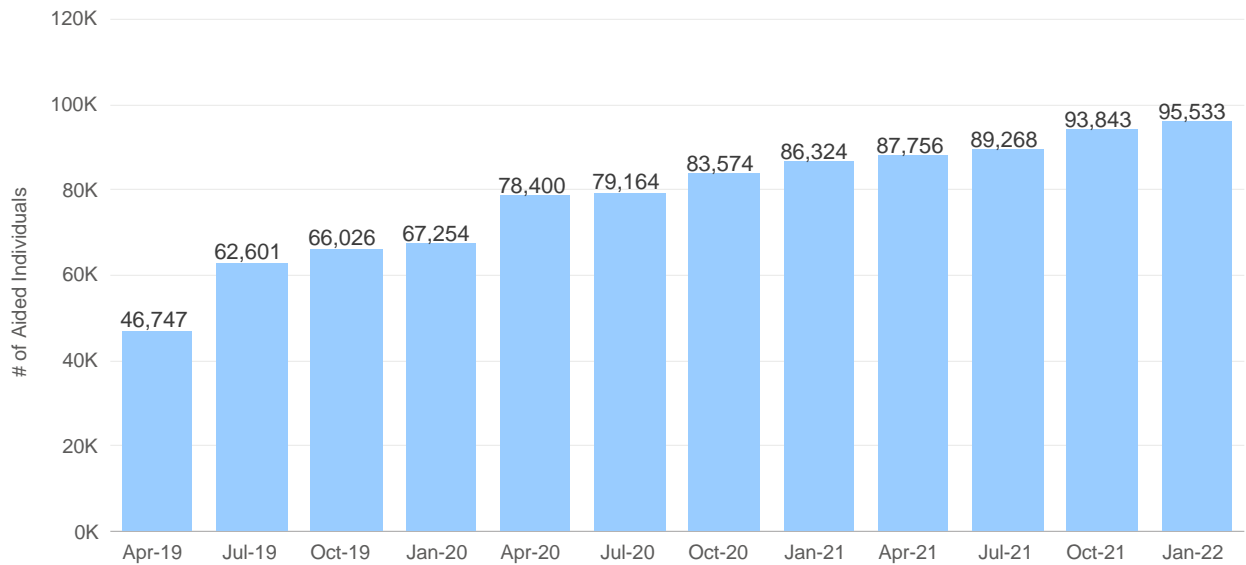
Program Name	Total Number of Aided Individuals	Total Number of Aided Cases (Households)
CalFresh	95,115	68,387

Program: CalFresh  
Data Source: CalWIN System as of Mar-2022  
San Francisco Human Services Agency Planning Unit

### Aided Individual Trend Over Time

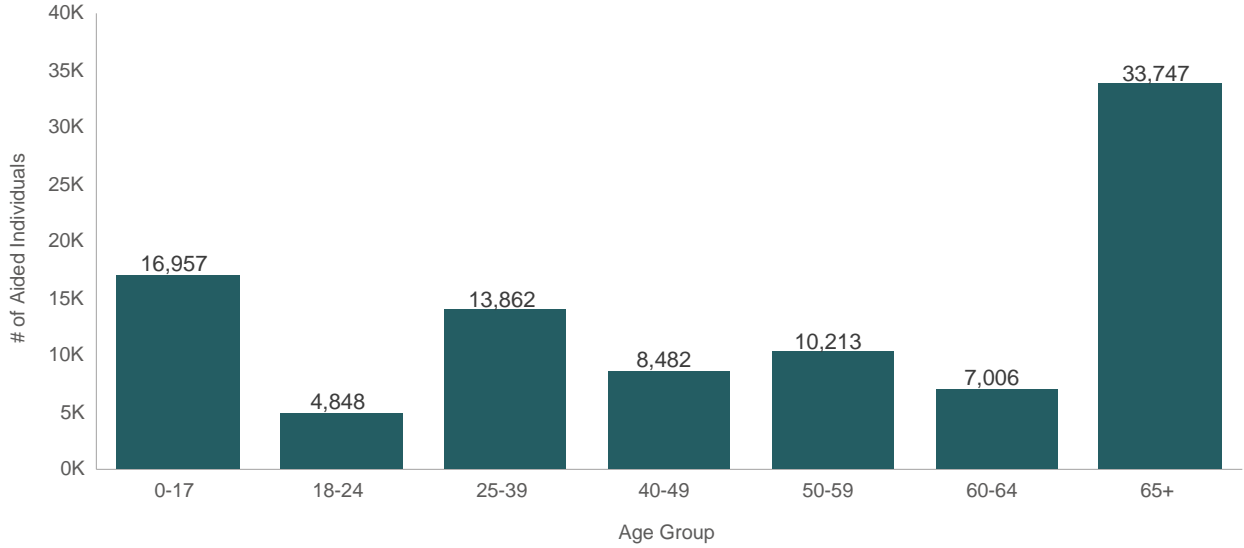
Caseload data in recent months are impacted by retroactive changes and are excluded from this trend analysis. Monthly counts are subject to change over time due to case revisions.

#### # of Aided Individuals



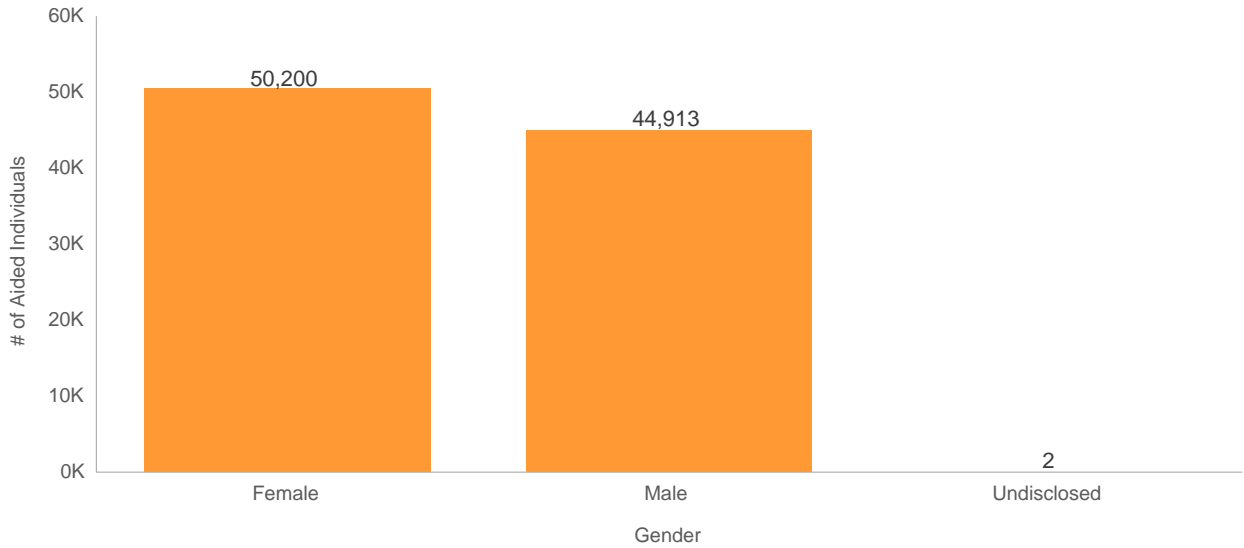
Program: CalFresh  
Data Source: CalWIN System as of Mar-2022  
San Francisco Human Services Agency Planning Unit

### Total Aided Individuals, by Age Group



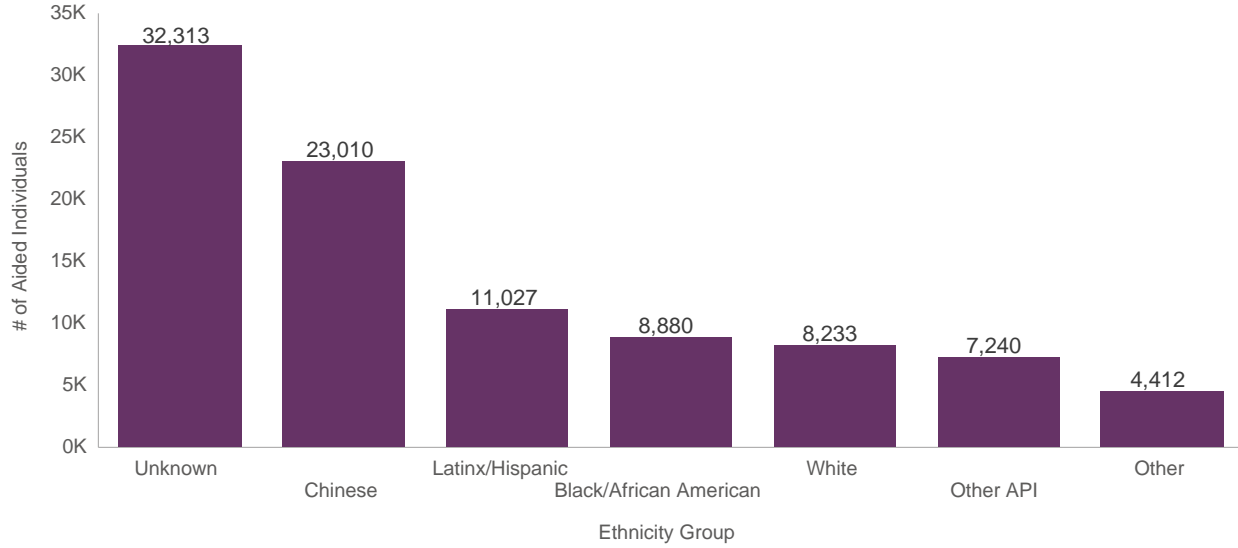
Program: CalFresh  
Data Source: CalWIN System as of Mar-2022  
San Francisco Human Services Agency Planning Unit

### Total Aided Individuals, by Gender



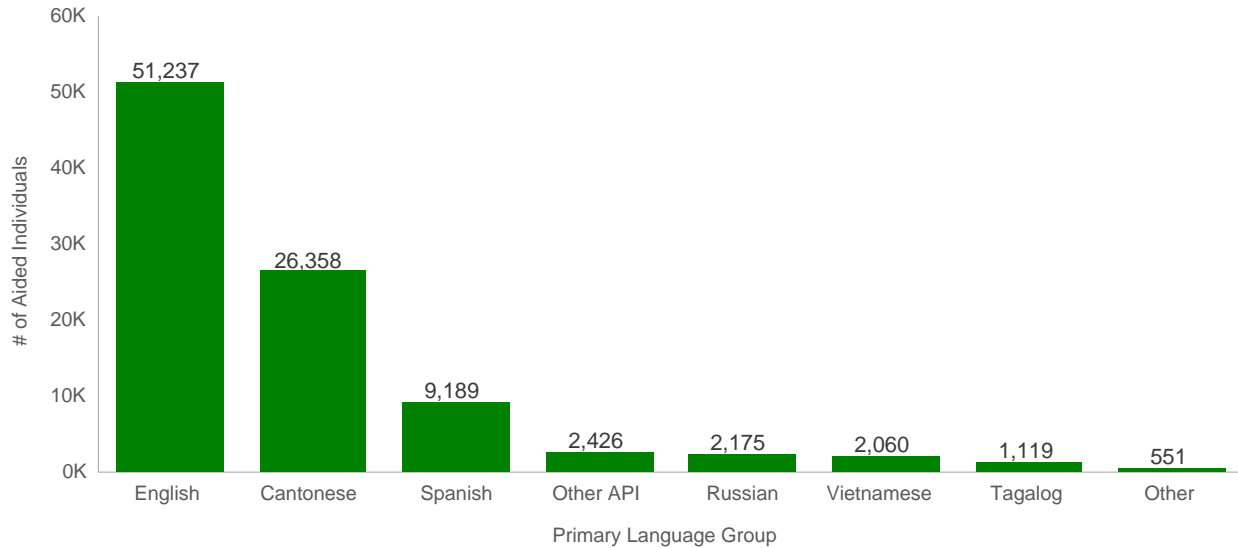
Program: CalFresh  
Data Source: CalWIN System as of Mar-2022  
San Francisco Human Services Agency Planning Unit

### Total Aided Individuals, by Ethnicity Group



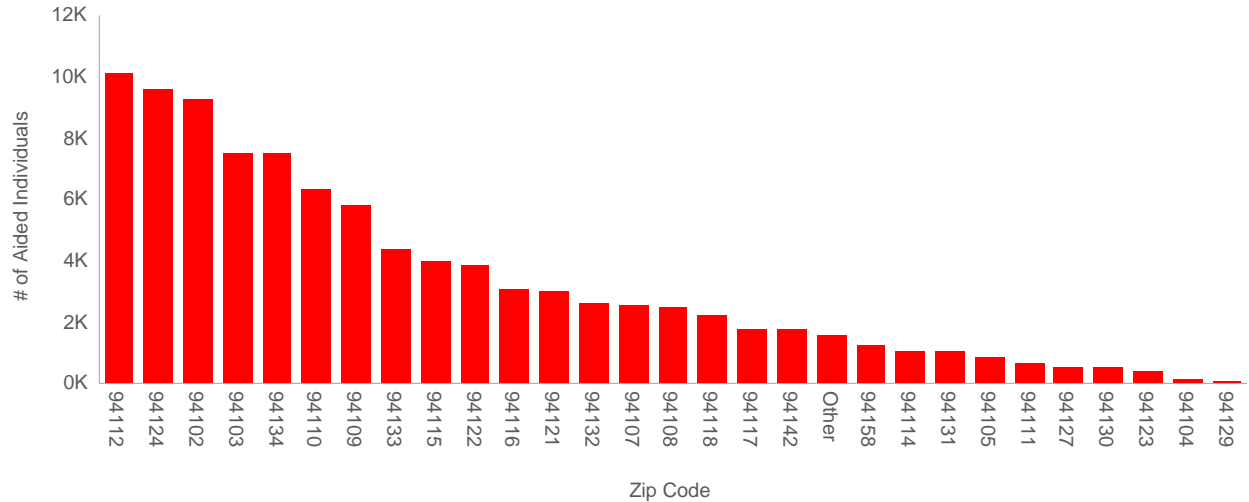
Program: CalFresh  
Data Source: CalWIN System as of Mar-2022  
San Francisco Human Services Agency Planning Unit

### Total Aided Individuals, by Language Group



Program: CalFresh  
Data Source: CalWIN System as of Mar-2022  
San Francisco Human Services Agency Planning Unit

## Total Aided Individuals, by Zip Code



Zip Code	San Francisco Neighborhood	# of Aided Individuals
94112	Ingleside/Excelsior	10,097
94124	Bayview/Hunters Point	9,569
94102	Hayes Valley/Civic Center/Tenderloin	9,200
94103	South of Market	7,477
94134	Visitacion Valley	7,446
94110	Mission District/Bernal Heights	6,286
94109	Polk/Russian Hill/Nob Hill	5,785
94133	North Beach	4,371
94115	Western Addition/Japantown	3,956
94122	Sunset	3,850
94116	Sunset/Parkside/Forest Hill	3,067
94121	Outer Richmond	2,984
94132	Lake Merced/Lakeside	2,598
94107	Potrero Hill/SOMA	2,499
94108	Chinatown	2,449
94118	Inner Richmond	2,183
94117	Haight-Ashbury	1,757
94142	General Delivery	1,749
Other	Other	1,562
94158	Mission Bay	1,189
94114	Castro/Noe Valley	1,021
94131	Twin Peaks/Glen Park	1,002
94105	Rincon Hill	817
94111	Embarcadero	611
94127	St. Francis Wood/Miraloma/West Portal	519
94130	Treasure Island	498
94123	Marina/Cow Hollow	390
94104	Financial District	106
94129	Presidio	77
<b>Grand Total</b>		<b>95,115</b>

Program: CalFresh  
 Data Source: CalWIN System as of Mar-2022  
 San Francisco Human Services Agency Planning Unit