

Program Name CalFresh

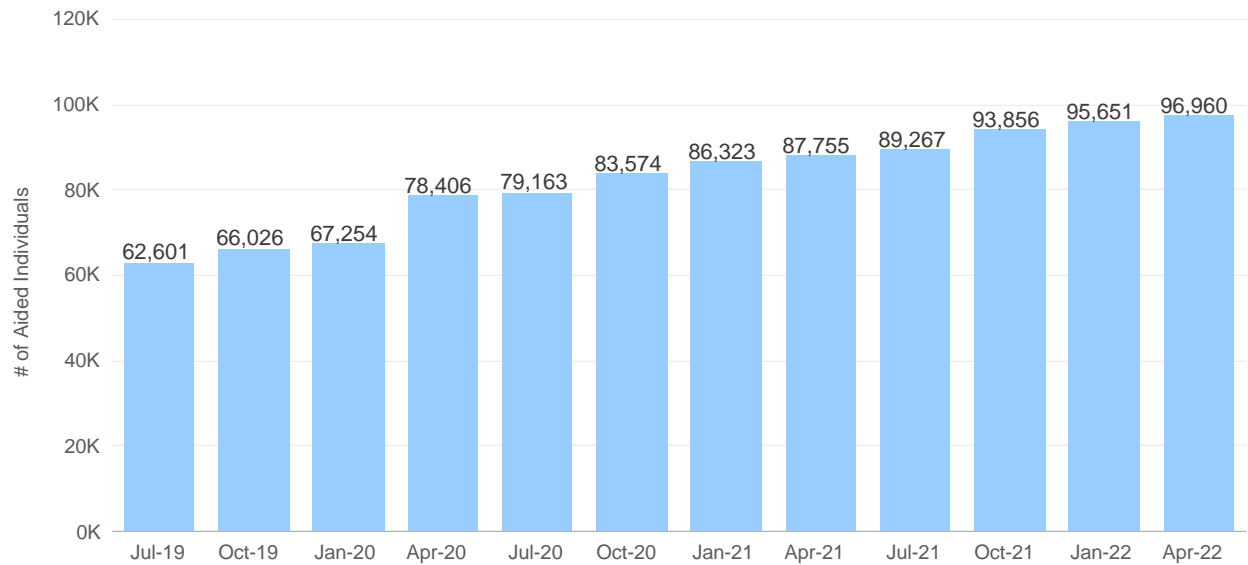
Program Name	Total Number of Aided Individuals	Total Number of Aided Cases (Households)
CalFresh	97,484	70,349

Program: CalFresh
Data Source: CalWIN System as of Jun-2022
San Francisco Human Services Agency Planning Unit

Aided Individual Trend Over Time

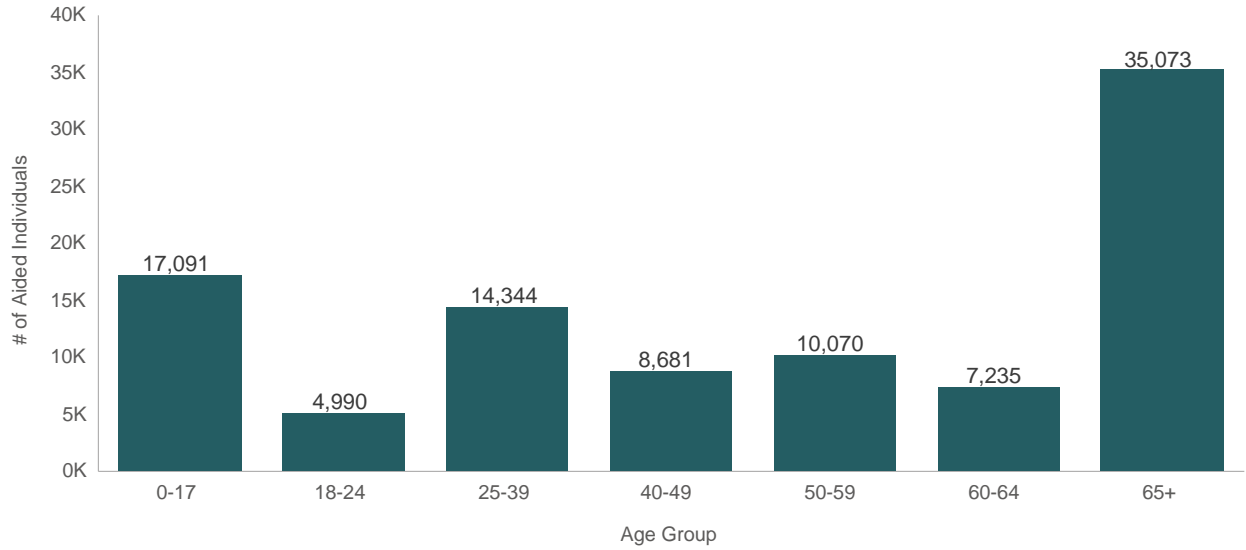
Caseload data in recent months are impacted by retroactive changes and are excluded from this trend analysis. Monthly counts are subject to change over time due to case revisions.

of Aided Individuals



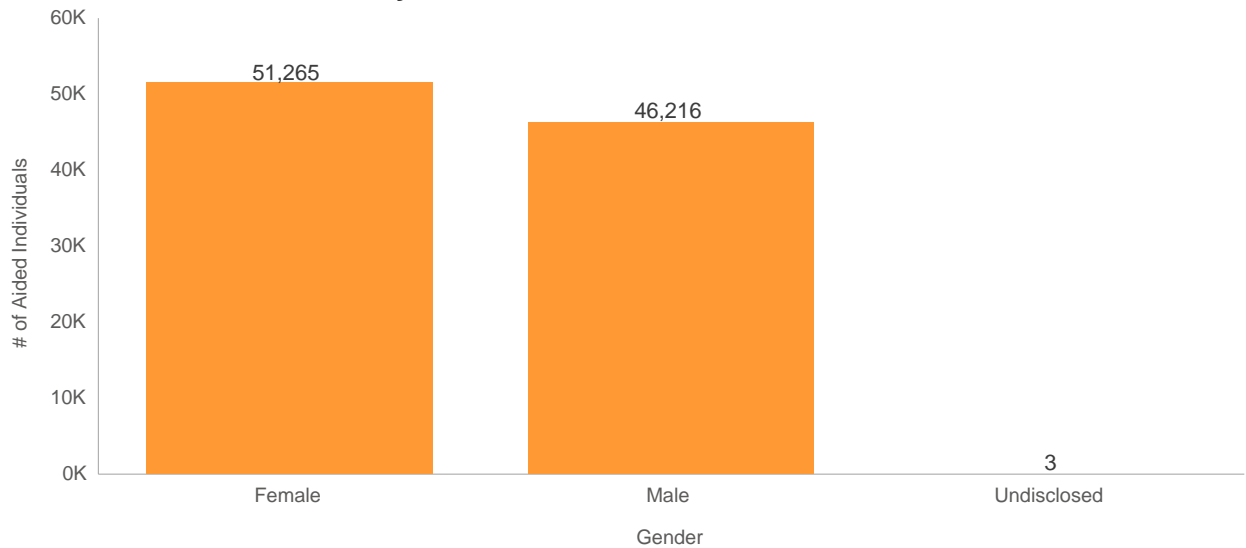
Program: CalFresh
Data Source: CalWIN System as of Jun-2022
San Francisco Human Services Agency Planning Unit

Total Aided Individuals, by Age Group



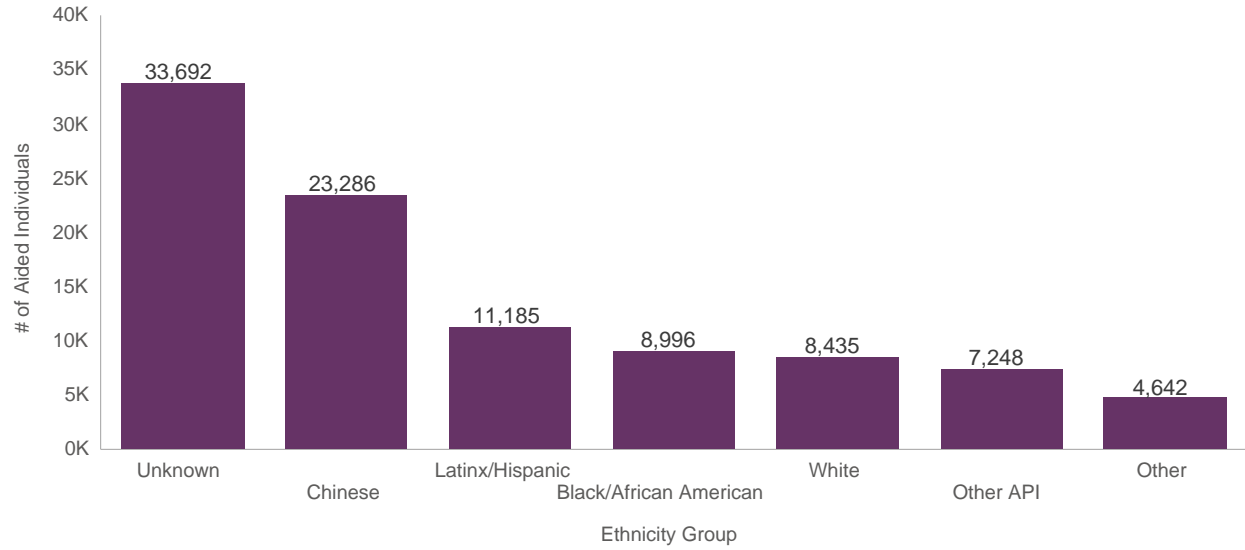
Program: CalFresh
Data Source: CalWIN System as of Jun-2022
San Francisco Human Services Agency Planning Unit

Total Aided Individuals, by Gender



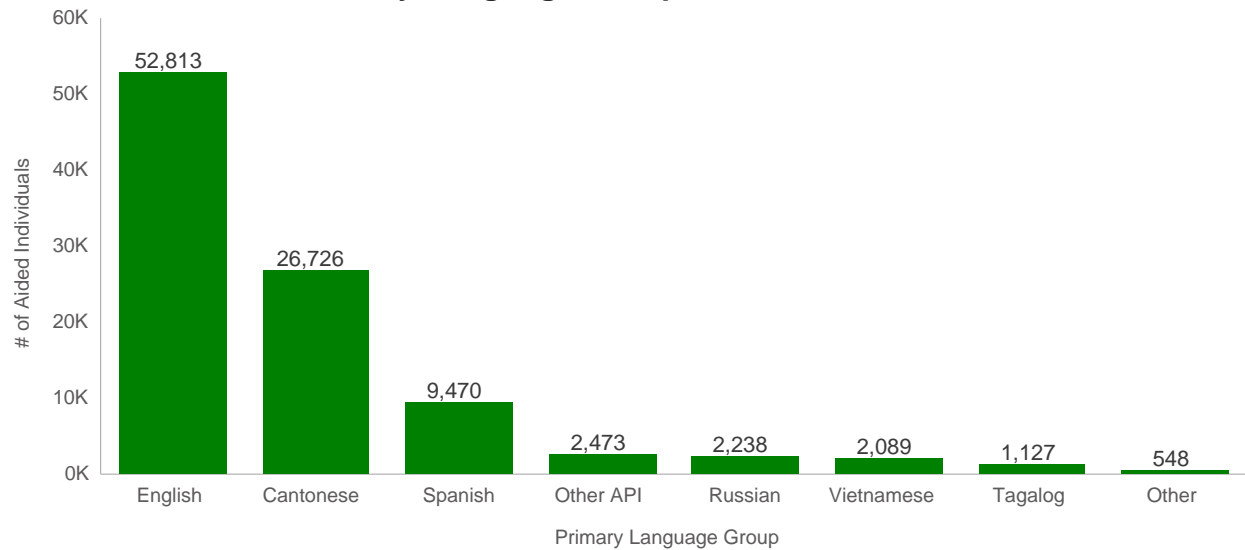
Program: CalFresh
Data Source: CalWIN System as of Jun-2022
San Francisco Human Services Agency Planning Unit

Total Aided Individuals, by Ethnicity Group



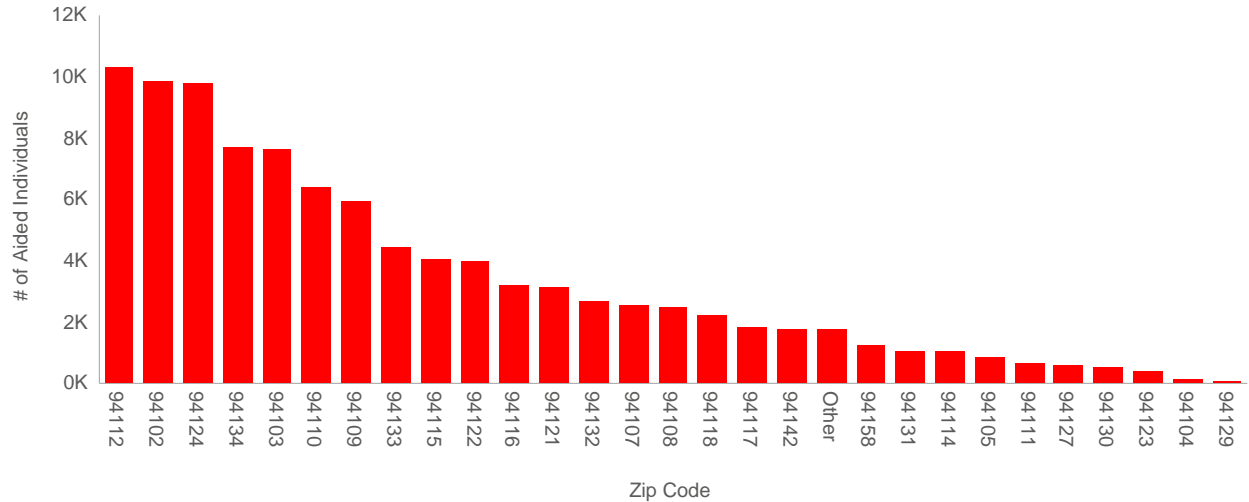
Program: CalFresh
 Data Source: CalWIN System as of Jun-2022
 San Francisco Human Services Agency Planning Unit

Total Aided Individuals, by Language Group



Program: CalFresh
 Data Source: CalWIN System as of Jun-2022
 San Francisco Human Services Agency Planning Unit

Total Aided Individuals, by Zip Code



Zip Code	San Francisco Neighborhood	# of Aided Individuals
94112	Ingleside/Excelsior	10,277
94102	Hayes Valley/Civic Center/Tenderloin	9,802
94124	Bayview/Hunters Point	9,761
94134	Visitacion Valley	7,658
94103	South of Market	7,595
94110	Mission District/Bernal Heights	6,371
94109	Polk/Russian Hill/Nob Hill	5,873
94133	North Beach	4,420
94115	Western Addition/Japantown	4,027
94122	Sunset	3,950
94116	Sunset/Parkside/Forest Hill	3,145
94121	Outer Richmond	3,110
94132	Lake Merced/Lakeside	2,682
94107	Potrero Hill/SOMA	2,538
94108	Chinatown	2,464
94118	Inner Richmond	2,213
94117	Haight-Ashbury	1,786
94142	General Delivery	1,744
Other	Other	1,734
94158	Mission Bay	1,203
94131	Twin Peaks/Glen Park	1,032
94114	Castro/Noe Valley	1,012
94105	Rincon Hill	857
94111	Embarcadero	622
94127	St. Francis Wood/Miraloma/West Portal	568
94130	Treasure Island	473
94123	Marina/Cow Hollow	385
94104	Financial District	103
94129	Presidio	79
Grand Total		97,484

Program: CalFresh
 Data Source: CalWIN System as of Jun-2022
 San Francisco Human Services Agency Planning Unit