

Program Name CalFresh

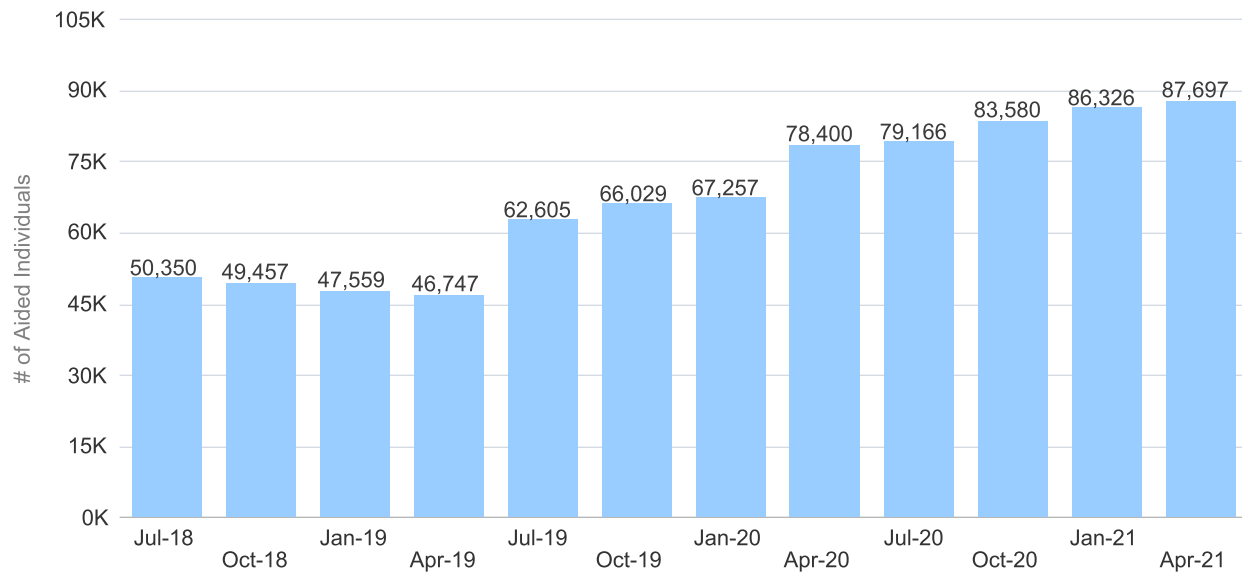
Program Name	Total Number of Aided Individuals	Total Number of Aided Cases (Households)
CalFresh	87,047	61,899

Program: CalFresh
Data Source: CalWIN System as of Jun-2021
San Francisco Human Services Agency Planning Unit

Aided Individual Trend Over Time

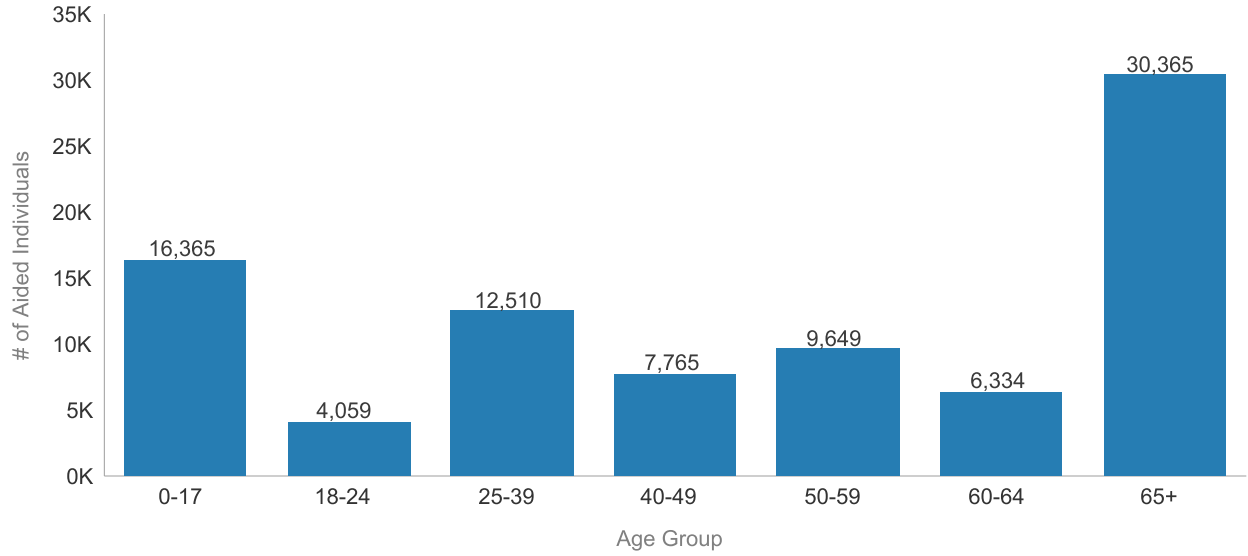
Caseload data in recent months are impacted by retroactive changes and are excluded from this trend analysis. Monthly counts are subject to change over time due to case revisions.

of Aided Individuals



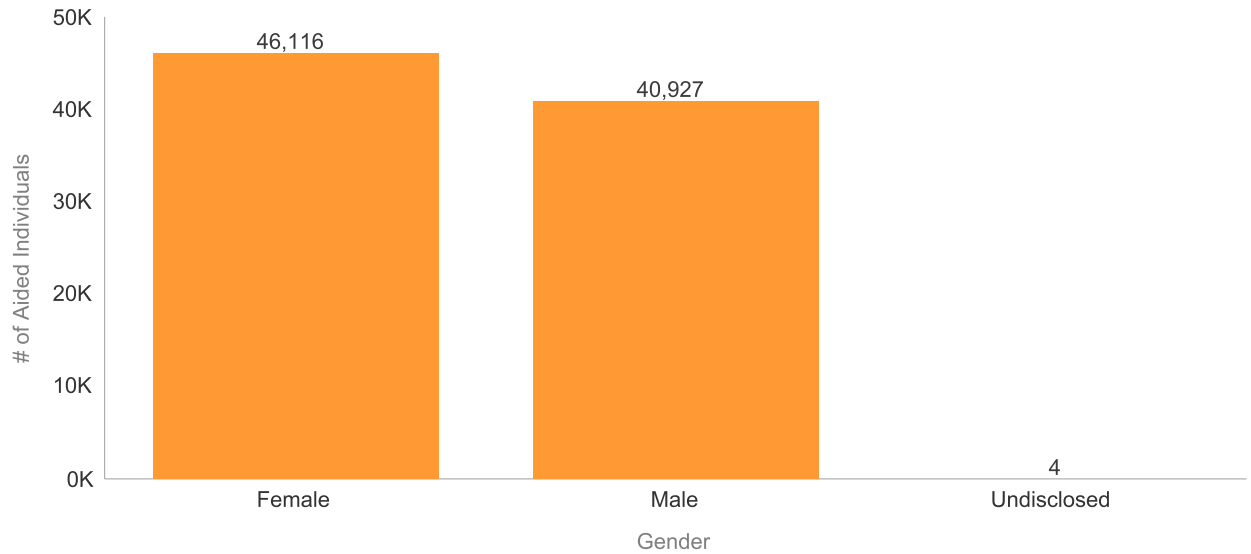
Program: CalFresh
Data Source: CalWIN System as of Jun-2021
San Francisco Human Services Agency Planning Unit

Total Aided Individuals, by Age Group



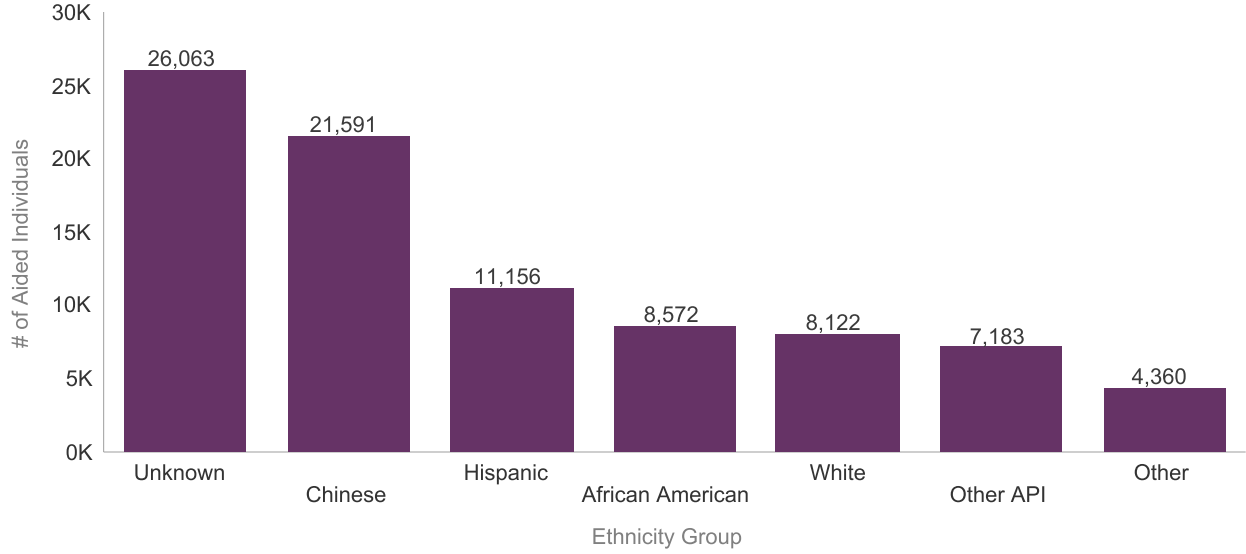
Program: CalFresh
Data Source: CalWIN System as of Jun-2021
San Francisco Human Services Agency Planning Unit

Total Aided Individuals, by Gender



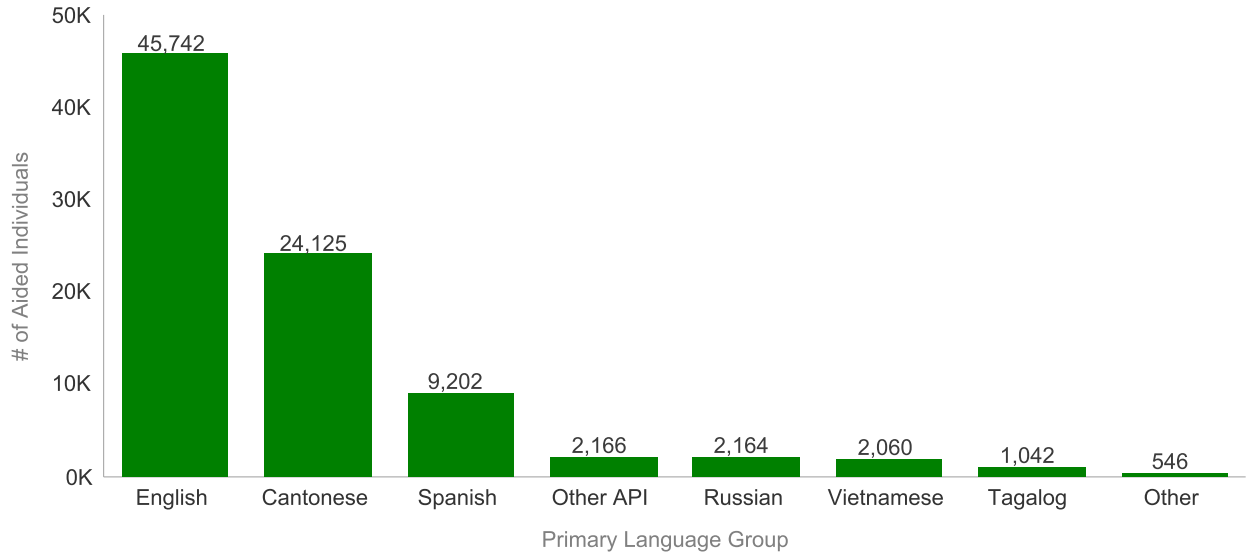
Program: CalFresh
Data Source: CalWIN System as of Jun-2021
San Francisco Human Services Agency Planning Unit

Total Aided Individuals, by Ethnicity Group



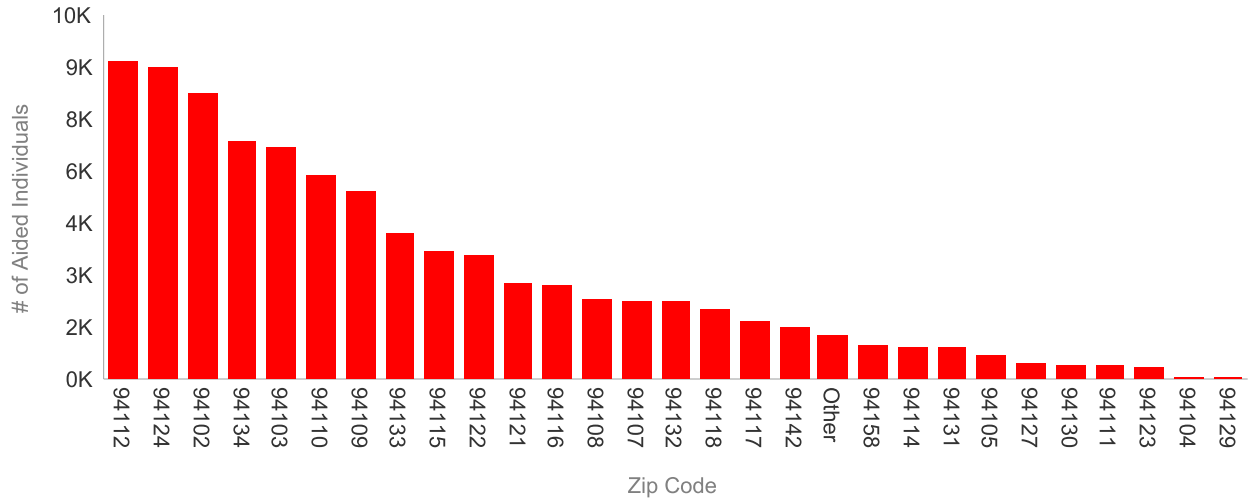
Program: CalFresh
Data Source: CalWIN System as of Jun-2021
San Francisco Human Services Agency Planning Unit

Total Aided Individuals, by Language Group



Program: CalFresh
Data Source: CalWIN System as of Jun-2021
San Francisco Human Services Agency Planning Unit

Total Aided Individuals, by Zip Code



Zip Code	San Francisco Neighborhood	# of Aided Individuals
94112	Ingleside/Excelsior	9,146
94124	Bayview/Hunters Point	8,996
94102	Hayes Valley/Civic Center/Tenderloin	8,257
94134	Visitacion Valley	6,865
94103	South of Market	6,702
94110	Mission District/Bernal Heights	5,879
94109	Polk/Russian Hill/Nob Hill	5,438
94133	North Beach	4,223
94115	Western Addition/Japantown	3,703
94122	Sunset	3,582
94121	Outer Richmond	2,770
94116	Sunset/Parkside/Forest Hill	2,724
94108	Chinatown	2,325
94107	Potrero Hill/SOMA	2,258
94132	Lake Merced/Lakeside	2,238
94118	Inner Richmond	2,048
94117	Haight-Ashbury	1,673
94142	General Delivery	1,532
Other	Other	1,284
94158	Mission Bay	973
94114	Castro/Noe Valley	956
94131	Twin Peaks/Glen Park	928
94105	Rincon Hill	677
94127	St. Francis Wood/Miraloma/West Portal	484
94130	Treasure Island	436
94111	Embarcadero	417
94123	Marina/Cow Hollow	373
94104	Financial District	82
94129	Presidio	78
Grand Total		87,047

Program: CalFresh
 Data Source: CalWIN System as of Jun-2021
 San Francisco Human Services Agency Planning Unit