

Program Name CAAP

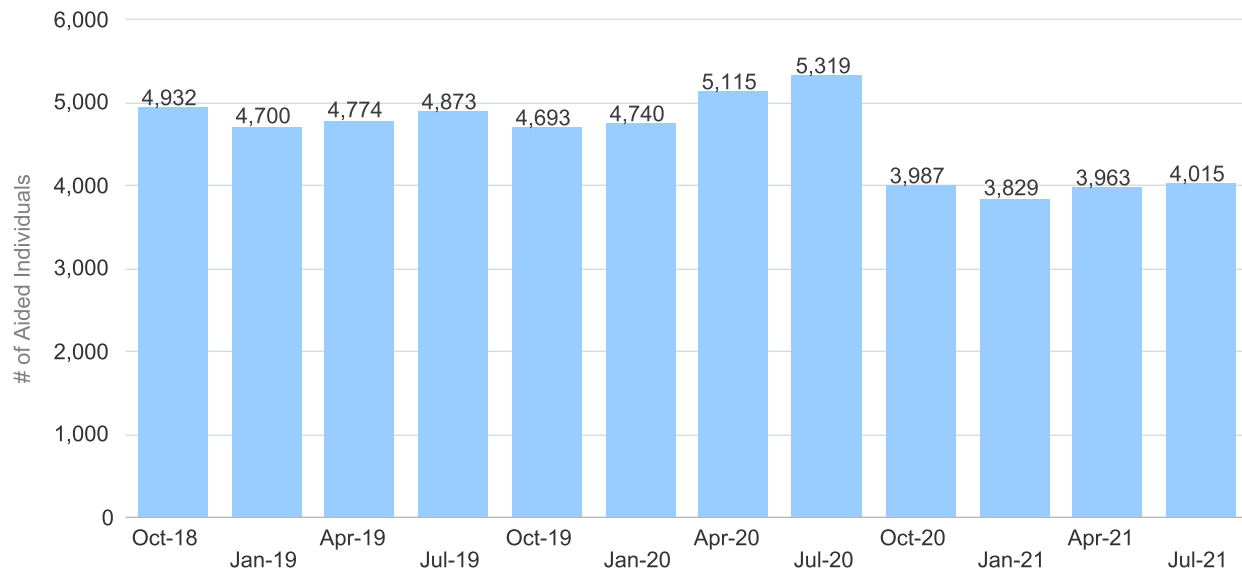
Program Name	Total Number of Aided Individuals	Total Number of Aided Cases (Households)
CAAP	3,936	3,933

Program: CAAP
Data Source: CalWIN System as of Sep-2021
San Francisco Human Services Agency Planning Unit

Aided Individual Trend Over Time

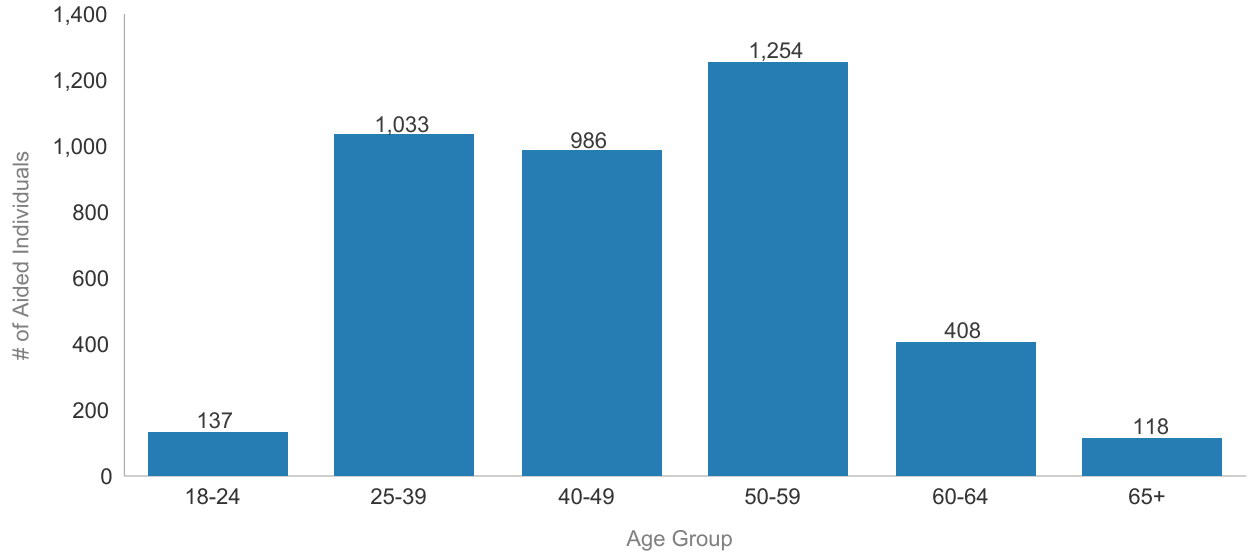
Caseload data in recent months are impacted by retroactive changes and are excluded from this trend analysis. Monthly counts are subject to change over time due to case revisions.

of Aided Individuals



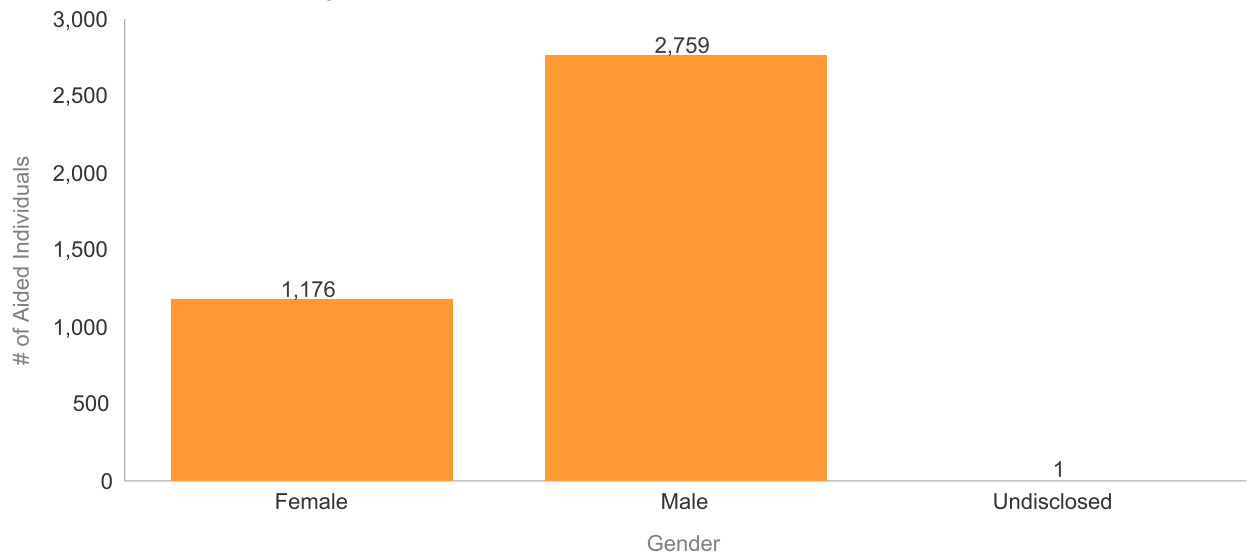
Program: CAAP
Data Source: CalWIN System as of Sep-2021
San Francisco Human Services Agency Planning Unit

Total Aided Individuals, by Age Group



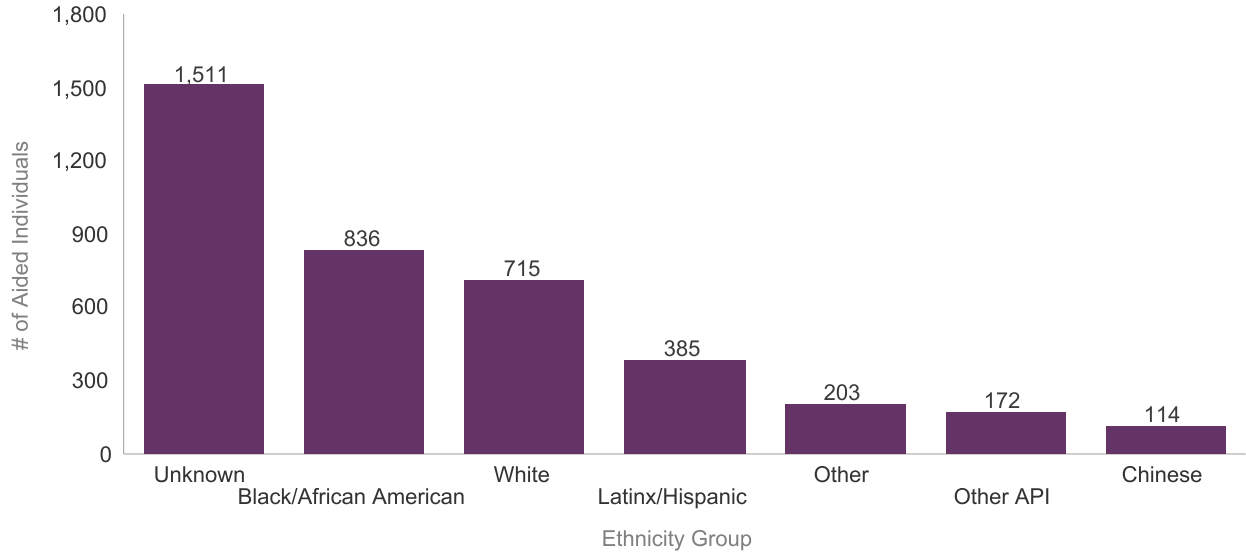
Program: CAAP
Data Source: CalWIN System as of Sep-2021
San Francisco Human Services Agency Planning Unit

Total Aided Individuals, by Gender



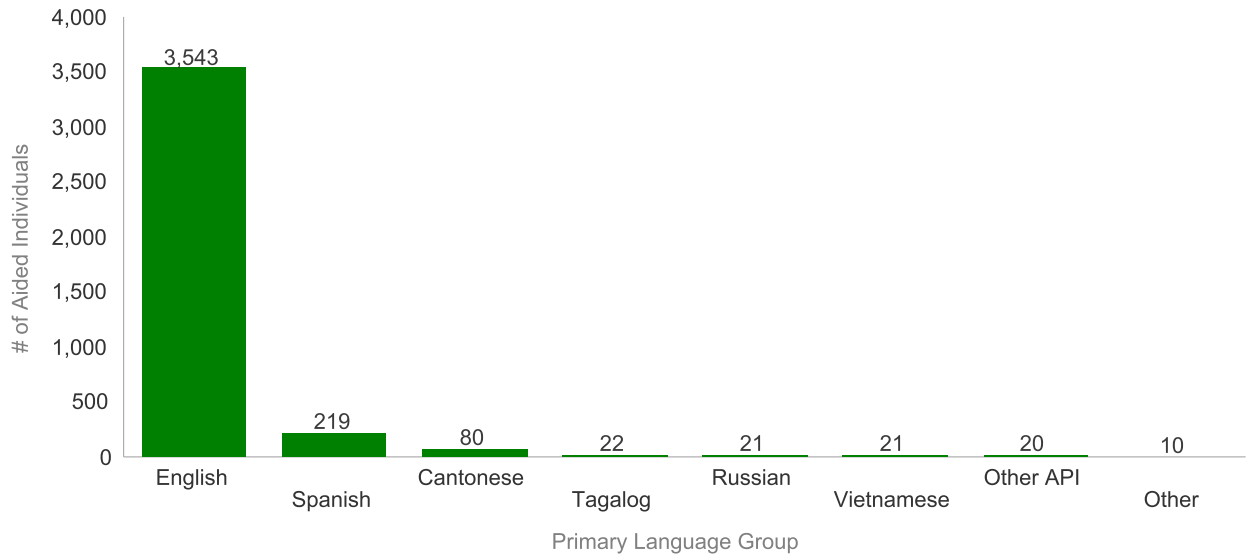
Program: CAAP
Data Source: CalWIN System as of Sep-2021
San Francisco Human Services Agency Planning Unit

Total Aided Individuals, by Ethnicity Group



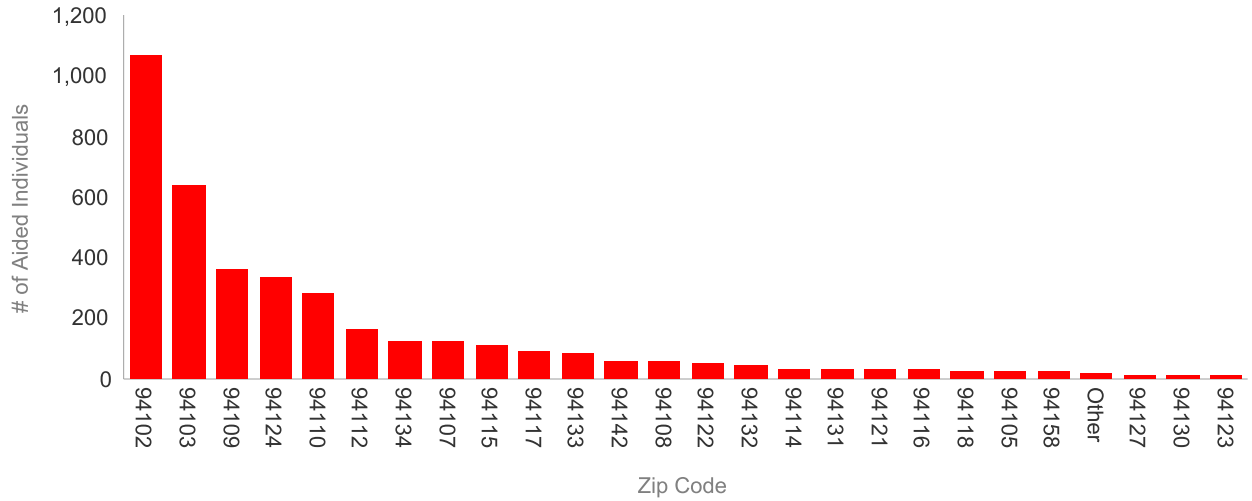
Program: CAAP
Data Source: CalWIN System as of Sep-2021
San Francisco Human Services Agency Planning Unit

Total Aided Individuals, by Language Group



Program: CAAP
Data Source: CalWIN System as of Sep-2021
San Francisco Human Services Agency Planning Unit

Total Aided Individuals, by Zip Code



Zip Code	San Francisco Neighborhood	# of Aided Individuals
94102	Hayes Valley/Civic Center/Tenderloin	1,069
94103	South of Market	639
94109	Polk/Russian Hill/Nob Hill	365
94124	Bayview/Hunters Point	334
94110	Mission District/Bernal Heights	284
94112	Ingleside/Excelsior	168
94134	Visitacion Valley	127
94107	Potrero Hill/SOMA	124
94115	Western Addition/Japantown	114
94117	Haight-Ashbury	96
94133	North Beach	84
94142	General Delivery	64
94108	Chinatown	58
94122	Sunset	57
94132	Lake Merced/Lakeside	49
94114	Castro/Noe Valley	37
94131	Twin Peaks/Glen Park	37
94121	Outer Richmond	36
94116	Sunset/Parkside/Forest Hill	32
94118	Inner Richmond	30
94105	Rincon Hill	26
94158	Mission Bay	26
Other	Other	21
94127	St. Francis Wood/Miraloma/West Portal	15
94130	Treasure Island	15
94123	Marina/Cow Hollow	14
Grand Total		3,936

Program: CAAP

Data Source: CalWIN System as of Sep-2021

San Francisco Human Services Agency Planning Unit