

**Program Name CAAP**

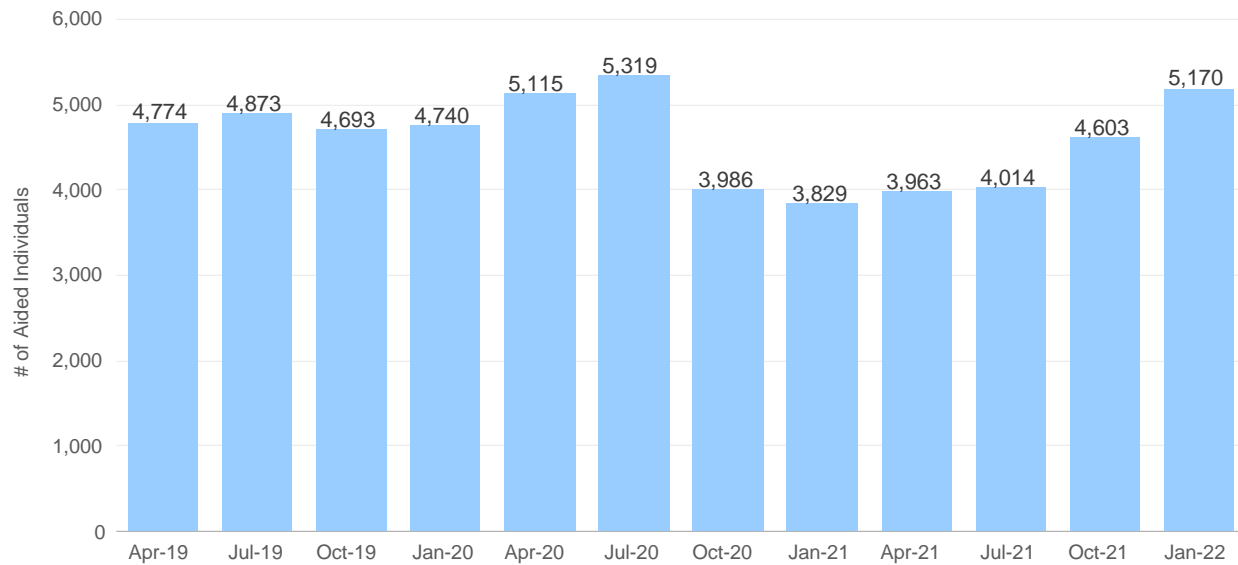
Program Name	Total Number of Aided Individuals	Total Number of Aided Cases (Households)
CAAP	5,148	5,122

Program: CAAP  
Data Source: CalWIN System as of Mar-2022  
San Francisco Human Services Agency Planning Unit

**Aided Individual Trend Over Time**

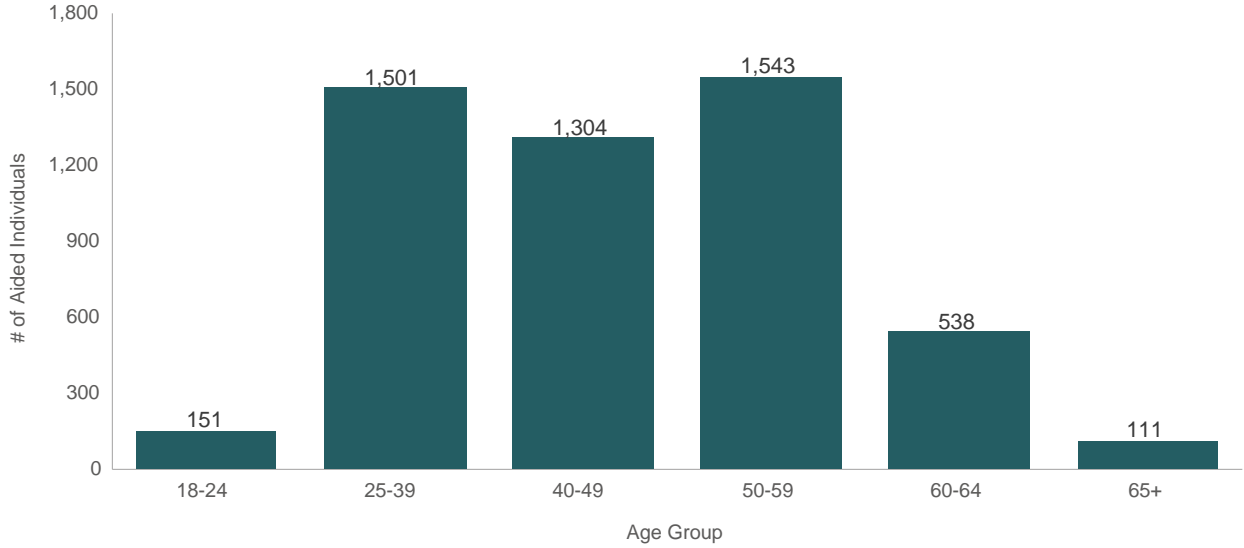
Caseload data in recent months are impacted by retroactive changes and are excluded from this trend analysis. Monthly counts are subject to change over time due to case revisions.

# of Aided Individuals



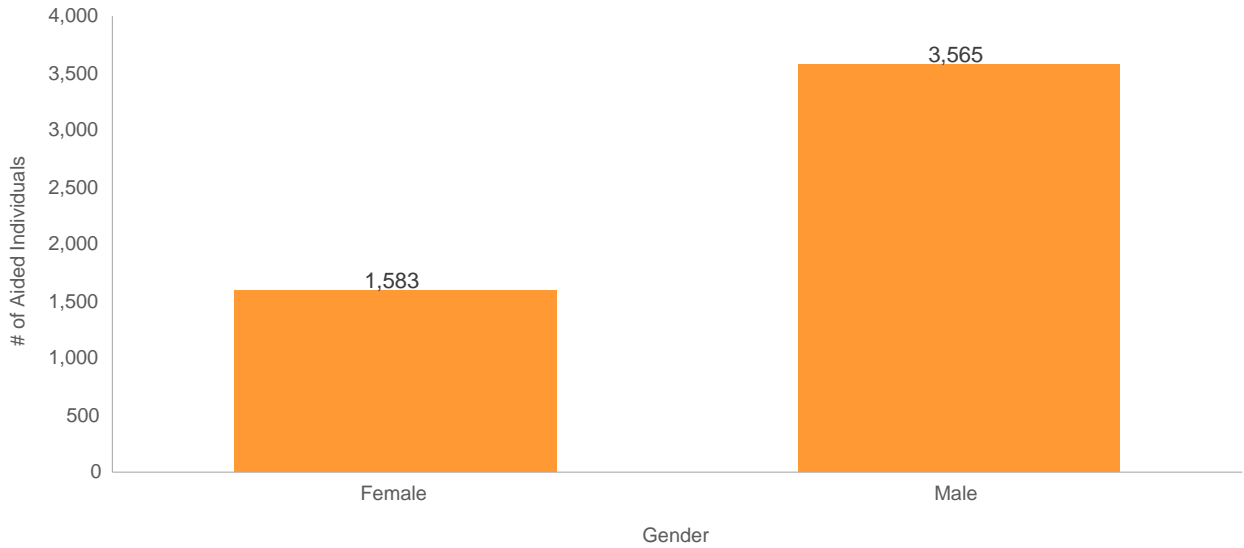
Program: CAAP  
Data Source: CalWIN System as of Mar-2022  
San Francisco Human Services Agency Planning Unit

### Total Aided Individuals, by Age Group



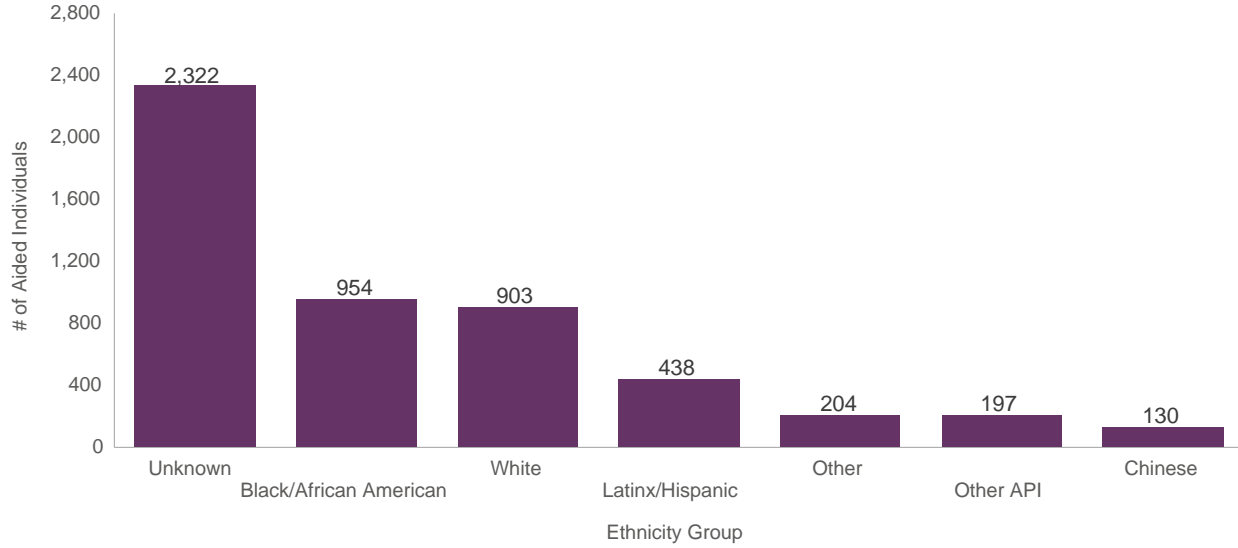
Program: CAAP  
Data Source: CalWIN System as of Mar-2022  
San Francisco Human Services Agency Planning Unit

### Total Aided Individuals, by Gender



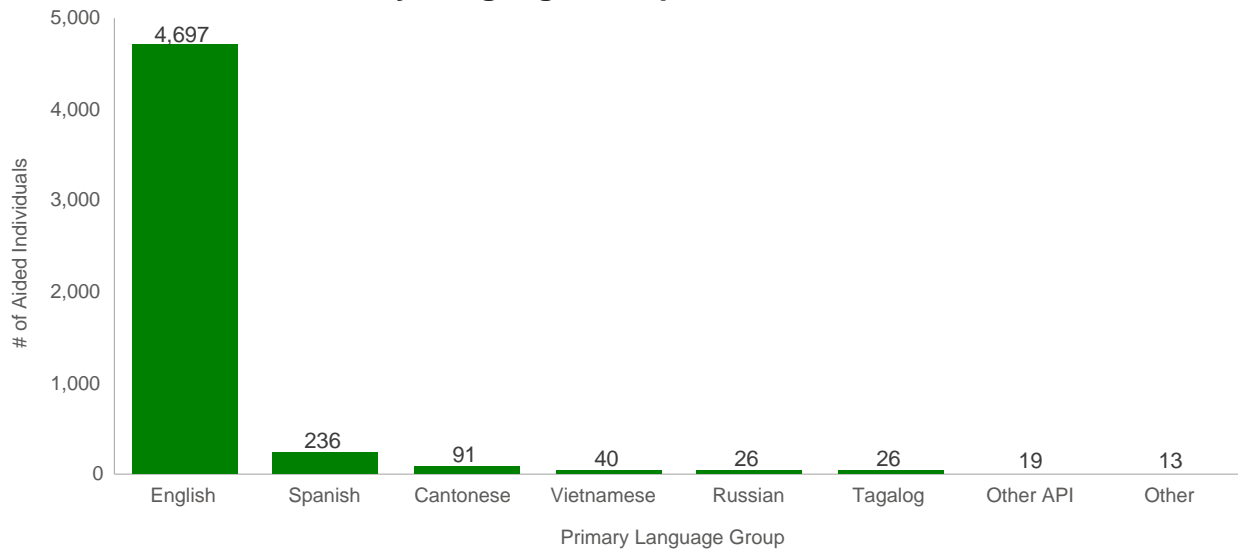
Program: CAAP  
Data Source: CalWIN System as of Mar-2022  
San Francisco Human Services Agency Planning Unit

### Total Aided Individuals, by Ethnicity Group



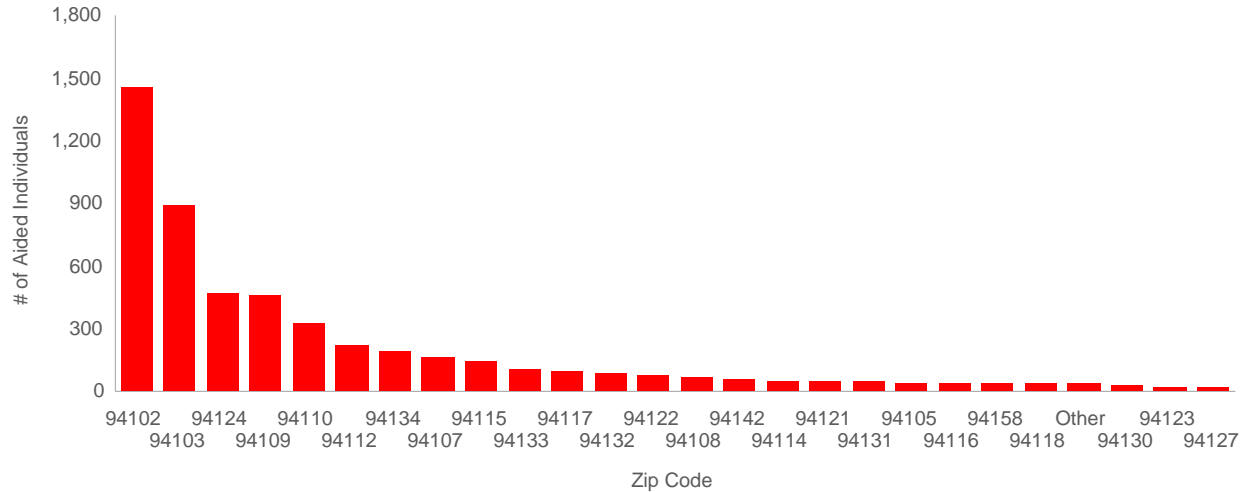
Program: CAAP  
Data Source: CalWIN System as of Mar-2022  
San Francisco Human Services Agency Planning Unit

### Total Aided Individuals, by Language Group



Program: CAAP  
Data Source: CalWIN System as of Mar-2022  
San Francisco Human Services Agency Planning Unit

## Total Aided Individuals, by Zip Code



Zip Code	San Francisco Neighborhood	# of Aided Individuals
94102	Hayes Valley/Civic Center/Tenderloin	1,447
94103	South of Market	881
94124	Bayview/Hunters Point	462
94109	Polk/Russian Hill/Nob Hill	454
94110	Mission District/Bernal Heights	323
94112	Ingleside/Excelsior	219
94134	Visitacion Valley	186
94107	Potrero Hill/SOMA	157
94115	Western Addition/Japantown	139
94133	North Beach	104
94117	Haight-Ashbury	93
94132	Lake Merced/Lakeside	81
94122	Sunset	72
94108	Chinatown	69
94142	General Delivery	54
94114	Castro/Noe Valley	48
94121	Outer Richmond	47
94131	Twin Peaks/Glen Park	45
94105	Rincon Hill	40
94116	Sunset/Parkside/Forest Hill	39
94158	Mission Bay	36
94118	Inner Richmond	34
Other	Other	33
94130	Treasure Island	27
94123	Marina/Cow Hollow	18
94127	St. Francis Wood/Miraloma/West Portal	18
<b>Grand Total</b>		<b>5,148</b>

Program: CAAP

Data Source: CalWIN System as of Mar-2022

San Francisco Human Services Agency Planning Unit