

Program Name CAAP

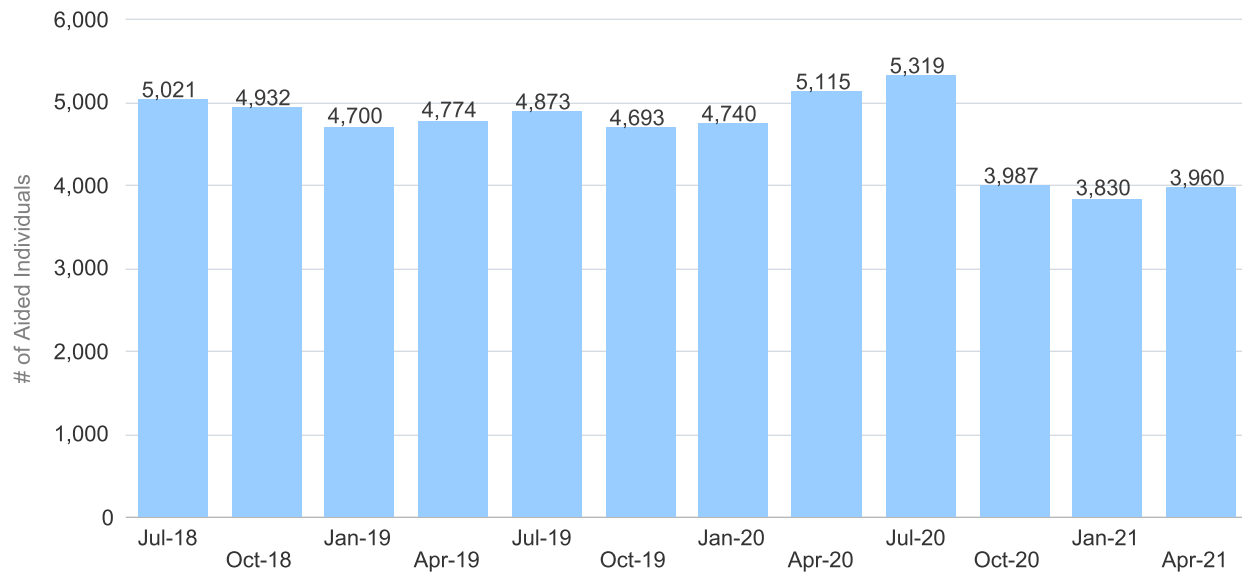
Program Name	Total Number of Aided Individuals	Total Number of Aided Cases (Households)
CAAP	3,901	3,902

Program: CAAP
Data Source: CalWIN System as of Jun-2021
San Francisco Human Services Agency Planning Unit

Aided Individual Trend Over Time

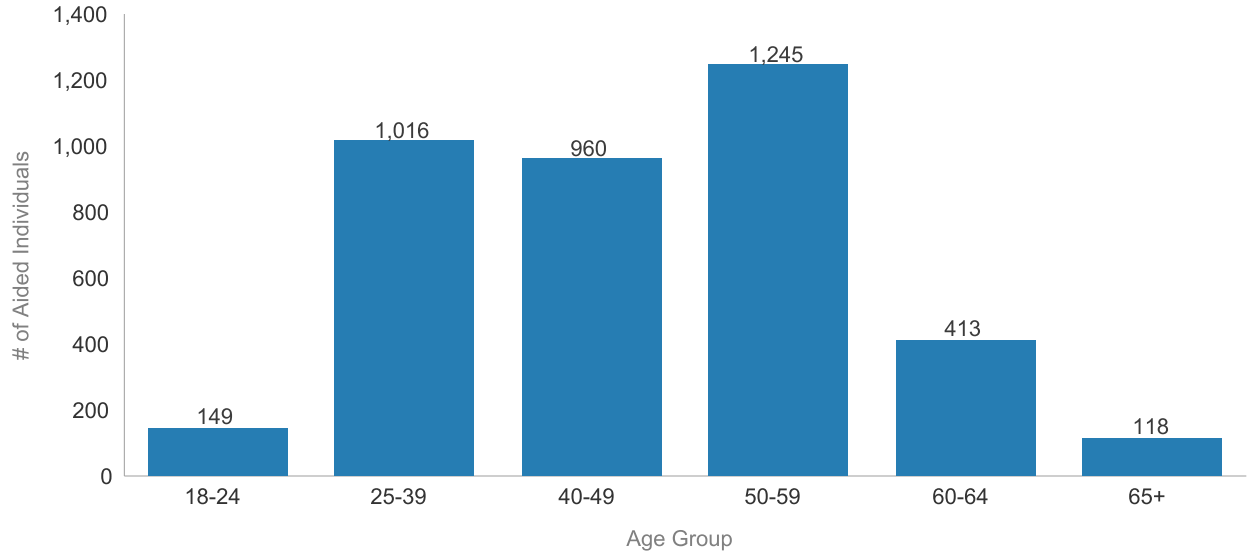
Caseload data in recent months are impacted by retroactive changes and are excluded from this trend analysis. Monthly counts are subject to change over time due to case revisions.

of Aided Individuals



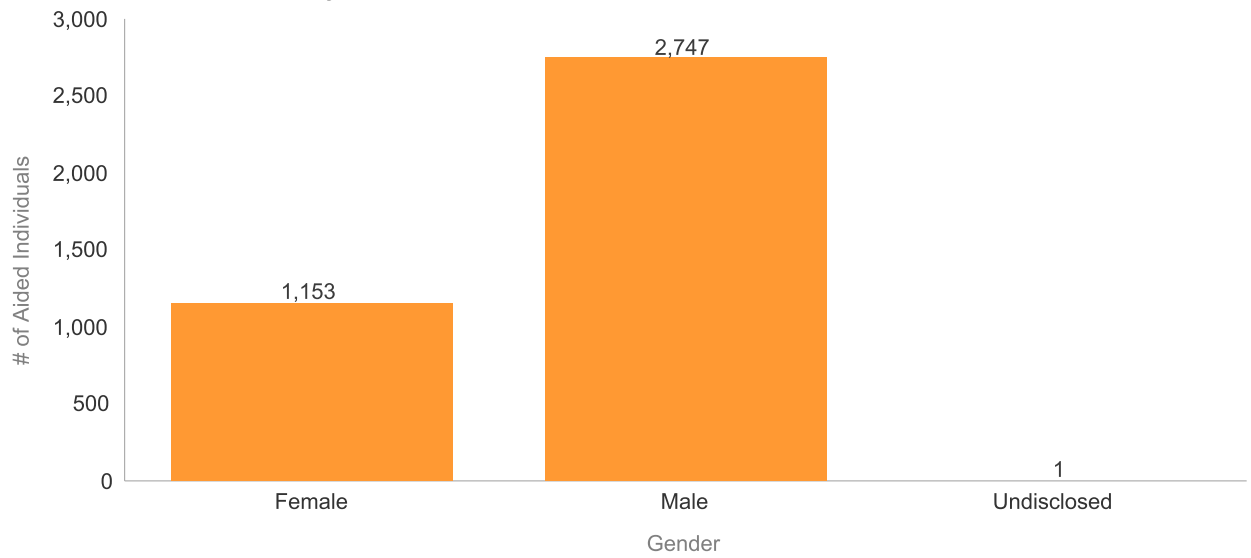
Program: CAAP
Data Source: CalWIN System as of Jun-2021
San Francisco Human Services Agency Planning Unit

Total Aided Individuals, by Age Group



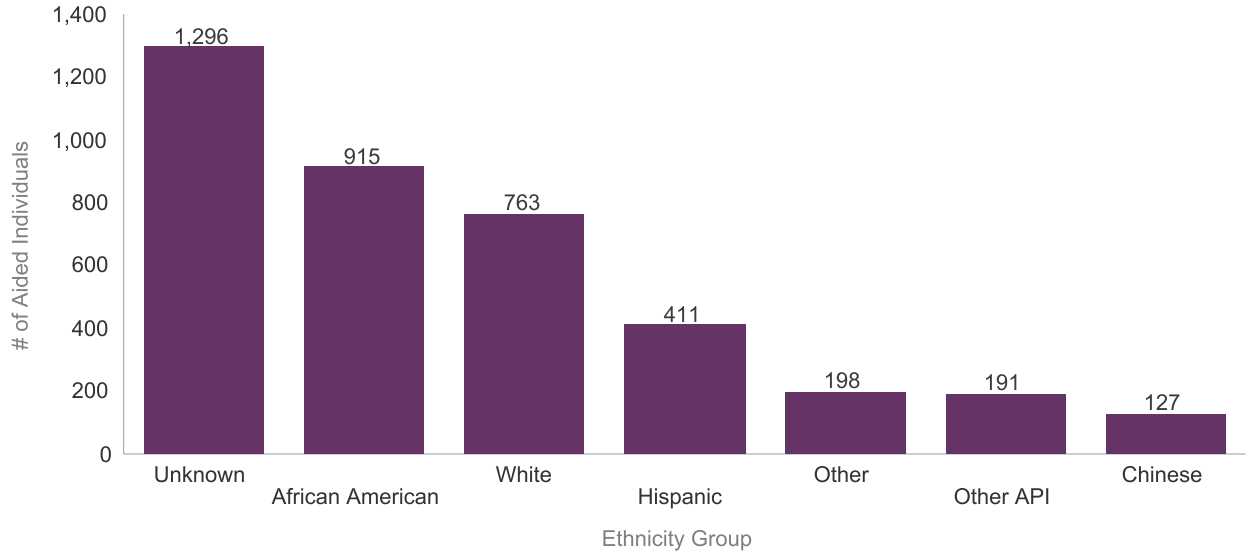
Program: CAAP
Data Source: CalWIN System as of Jun-2021
San Francisco Human Services Agency Planning Unit

Total Aided Individuals, by Gender



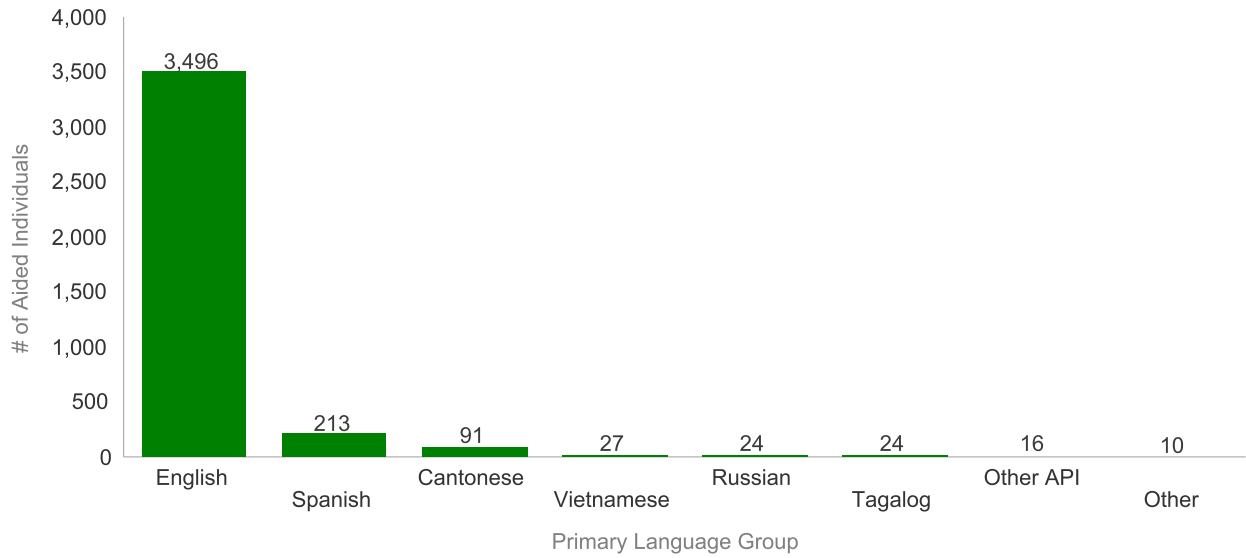
Program: CAAP
Data Source: CalWIN System as of Jun-2021
San Francisco Human Services Agency Planning Unit

Total Aided Individuals, by Ethnicity Group



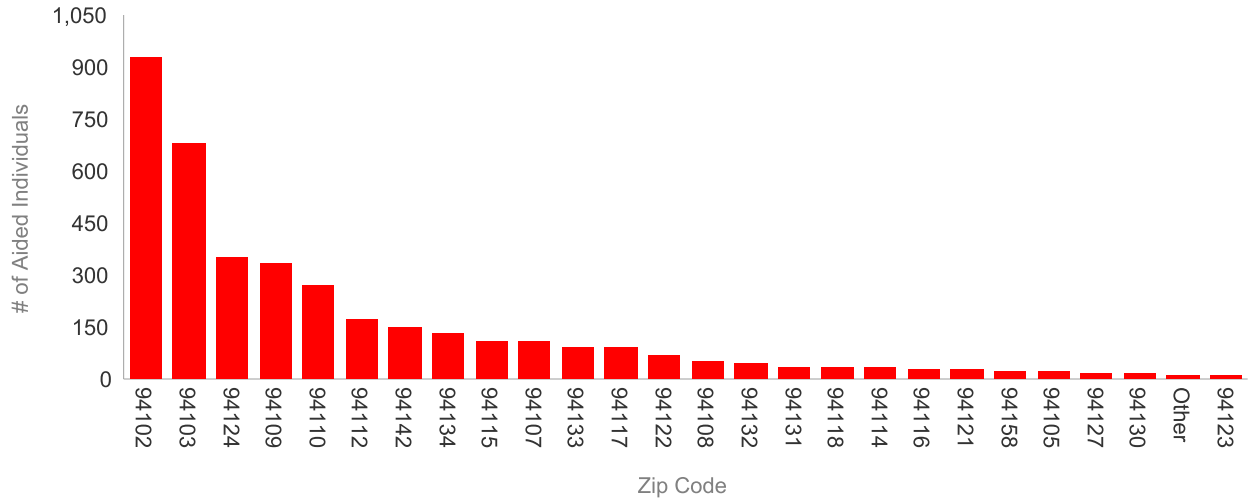
Program: CAAP
Data Source: CalWIN System as of Jun-2021
San Francisco Human Services Agency Planning Unit

Total Aided Individuals, by Language Group



Program: CAAP
Data Source: CalWIN System as of Jun-2021
San Francisco Human Services Agency Planning Unit

Total Aided Individuals, by Zip Code



Zip Code	San Francisco Neighborhood	# of Aided Individuals
94102	Hayes Valley/Civic Center/Tenderloin	926
94103	South of Market	681
94124	Bayview/Hunters Point	351
94109	Polk/Russian Hill/Nob Hill	336
94110	Mission District/Bernal Heights	272
94112	Ingleside/Excelsior	172
94142	General Delivery	153
94134	Visitacion Valley	135
94115	Western Addition/Japantown	111
94107	Potrero Hill/SOMA	110
94133	North Beach	95
94117	Haight-Ashbury	93
94122	Sunset	69
94108	Chinatown	56
94132	Lake Merced/Lakeside	50
94131	Twin Peaks/Glen Park	36
94118	Inner Richmond	35
94114	Castro/Noe Valley	34
94116	Sunset/Parkside/Forest Hill	33
94121	Outer Richmond	33
94158	Mission Bay	24
94105	Rincon Hill	23
94127	St. Francis Wood/Miraloma/West Portal	19
94130	Treasure Island	16
Other	Other	13
94123	Marina/Cow Hollow	11
Grand Total		3,901

Program: CAAP

Data Source: CalWIN System as of Jun-2021

San Francisco Human Services Agency Planning Unit