

Program Name CAAP

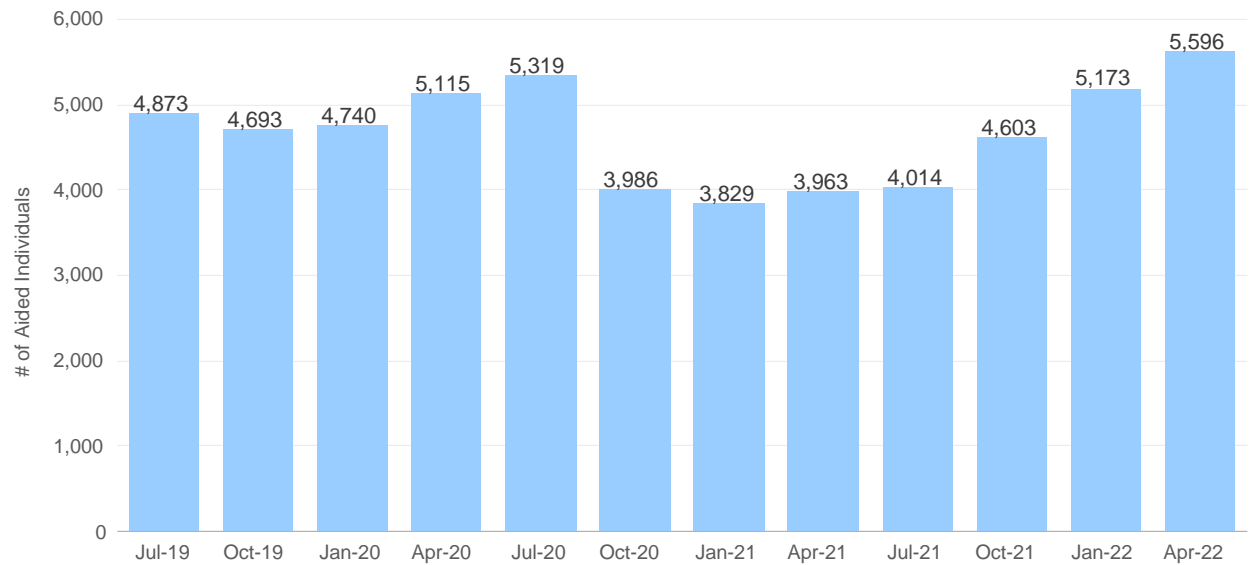
Program Name	Total Number of Aided Individuals	Total Number of Aided Cases (Households)
CAAP	5,523	5,490

Program: CAAP
Data Source: CalWIN System as of Jun-2022
San Francisco Human Services Agency Planning Unit

Aided Individual Trend Over Time

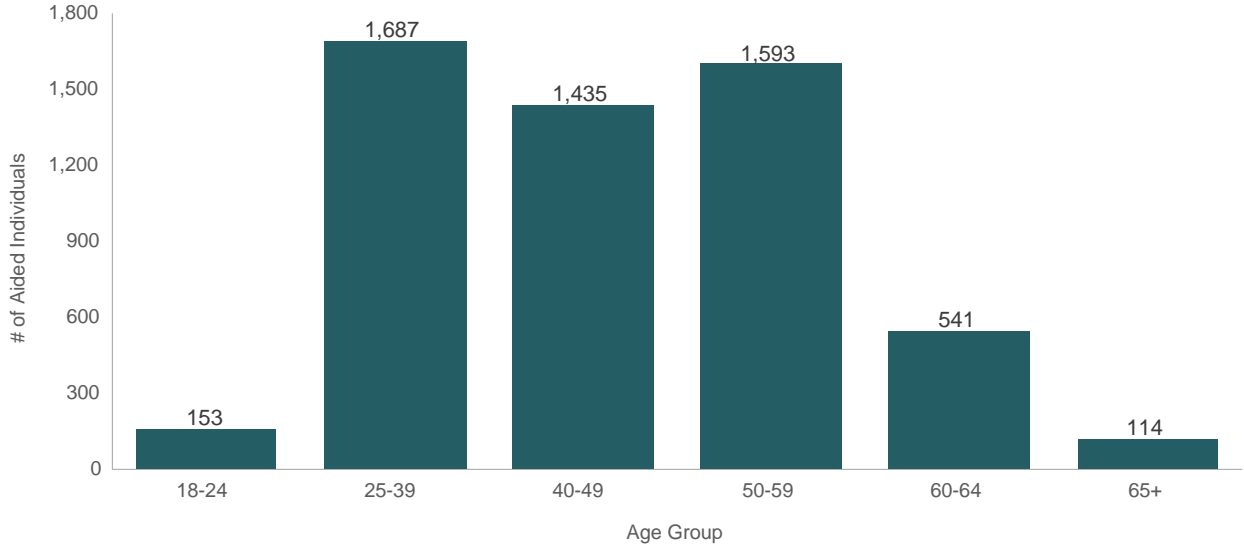
Caseload data in recent months are impacted by retroactive changes and are excluded from this trend analysis. Monthly counts are subject to change over time due to case revisions.

of Aided Individuals



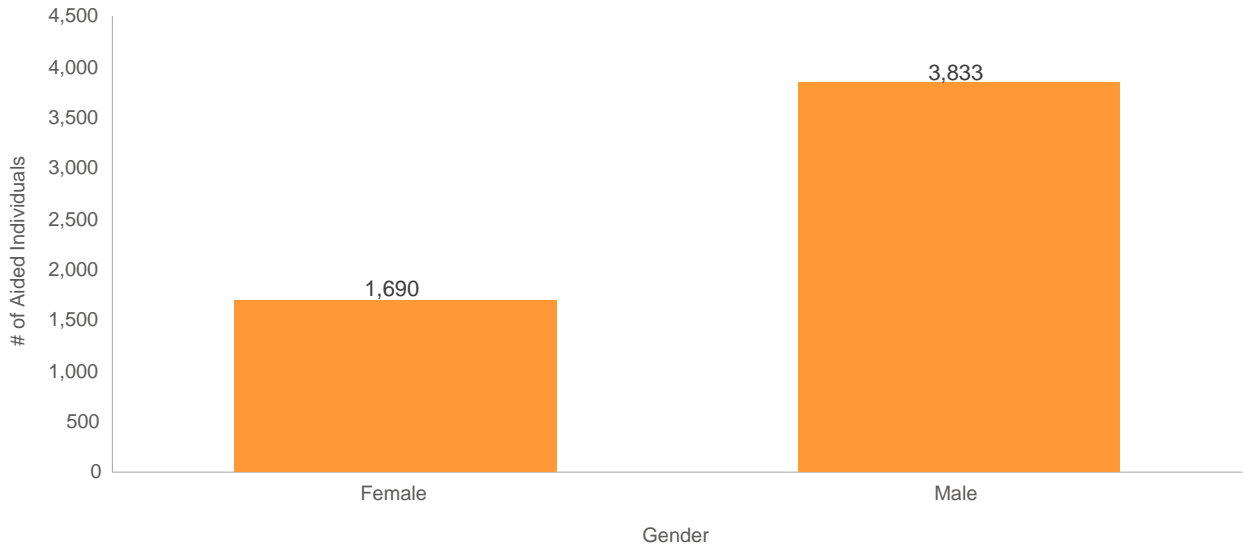
Program: CAAP
Data Source: CalWIN System as of Jun-2022
San Francisco Human Services Agency Planning Unit

Total Aided Individuals, by Age Group



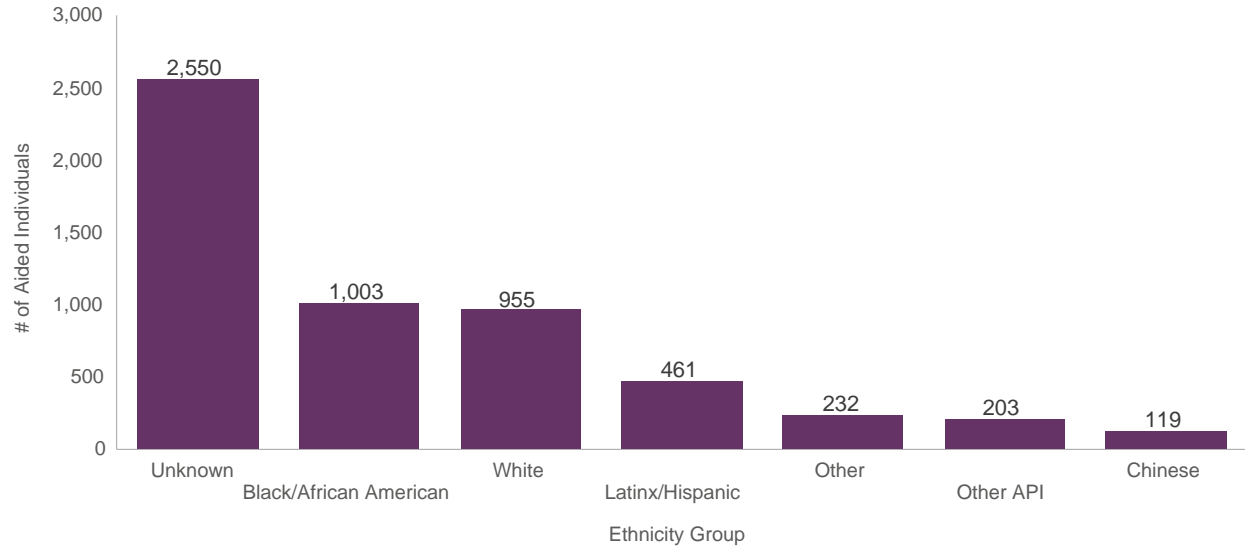
Program: CAAP
Data Source: CalWIN System as of Jun-2022
San Francisco Human Services Agency Planning Unit

Total Aided Individuals, by Gender



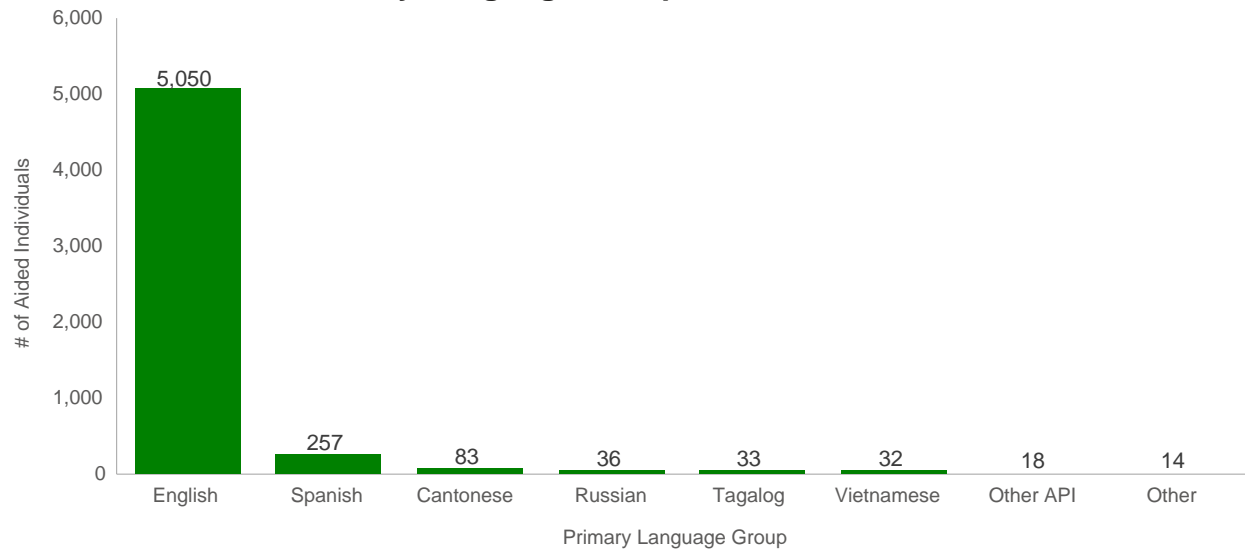
Program: CAAP
Data Source: CalWIN System as of Jun-2022
San Francisco Human Services Agency Planning Unit

Total Aided Individuals, by Ethnicity Group



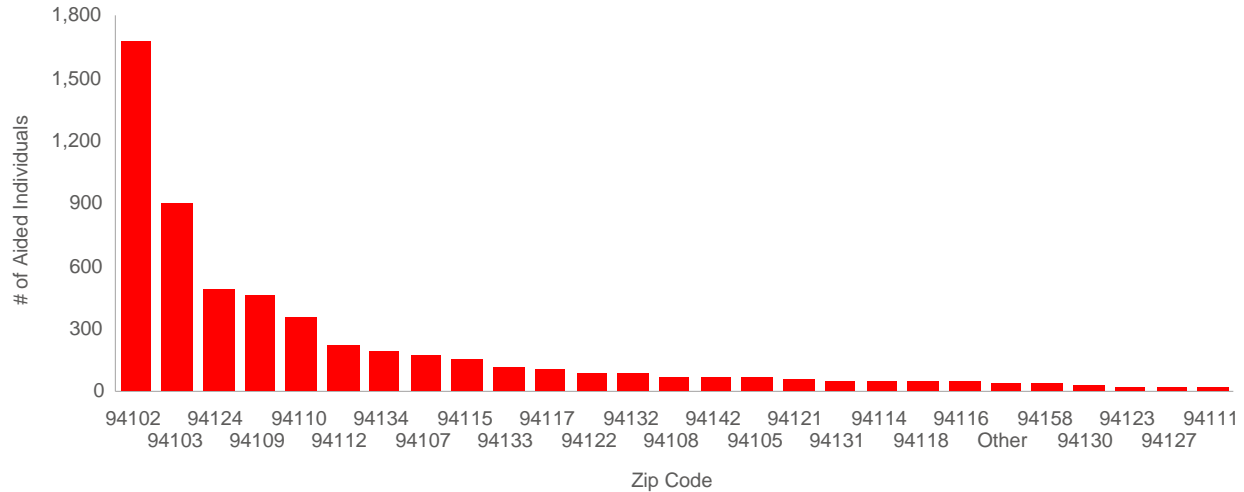
Program: CAAP
 Data Source: CalWIN System as of Jun-2022
 San Francisco Human Services Agency Planning Unit

Total Aided Individuals, by Language Group



Program: CAAP
 Data Source: CalWIN System as of Jun-2022
 San Francisco Human Services Agency Planning Unit

Total Aided Individuals, by Zip Code



Zip Code	San Francisco Neighborhood	# of Aided Individuals
94102	Hayes Valley/Civic Center/Tenderloin	1,667
94103	South of Market	891
94124	Bayview/Hunters Point	484
94109	Polk/Russian Hill/Nob Hill	454
94110	Mission District/Bernal Heights	350
94112	Ingleside/Excelsior	215
94134	Visitacion Valley	190
94107	Potrero Hill/SOMA	167
94115	Western Addition/Japantown	152
94133	North Beach	111
94117	Haight-Ashbury	101
94122	Sunset	81
94132	Lake Merced/Lakeside	81
94108	Chinatown	69
94142	General Delivery	66
94105	Rincon Hill	63
94121	Outer Richmond	51
94131	Twin Peaks/Glen Park	45
94114	Castro/Noe Valley	44
94118	Inner Richmond	42
94116	Sunset/Parkside/Forest Hill	41
Other	Other	38
94158	Mission Bay	32
94130	Treasure Island	23
94123	Marina/Cow Hollow	20
94127	St. Francis Wood/Miraloma/West Portal	20
94111	Embarcadero	14
Grand Total		5,523

Program: CAAP
 Data Source: CalWIN System as of Jun-2022
 San Francisco Human Services Agency Planning Unit