

Program Name CalWORKs

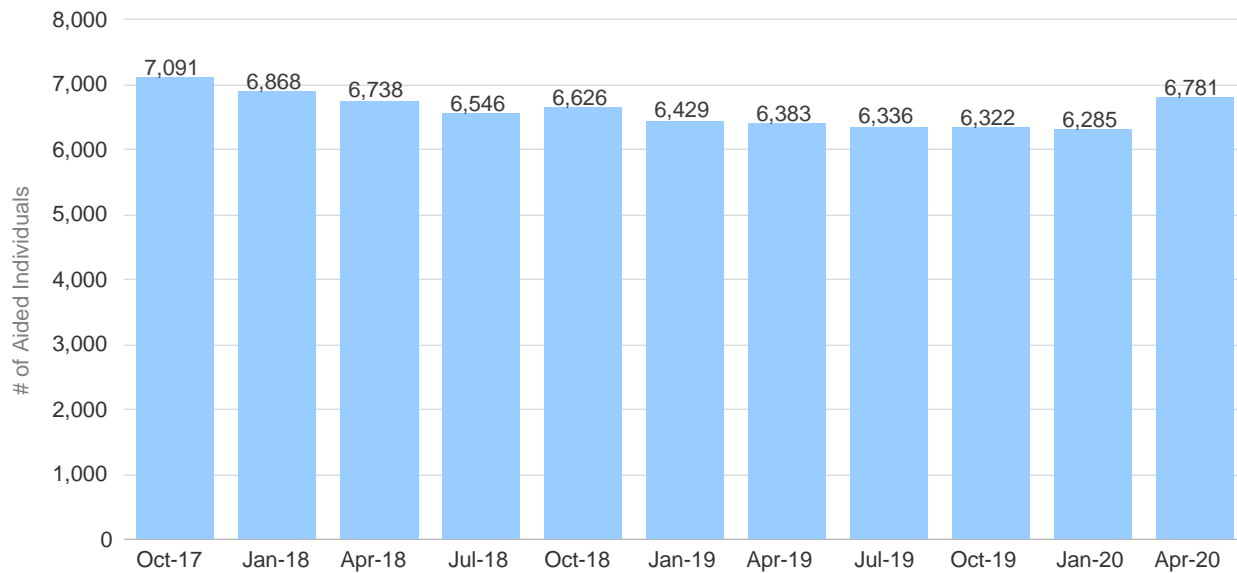
Program Name	Total Number of Aided Individuals	Total Number of Aided Cases (Households)
CalWORKs	6,910	3,031

Program: CalWORKs
Data Source: CalWIN System as of Aug-2020
San Francisco Human Services Agency Planning Unit

Aided Individual Trend Over Time

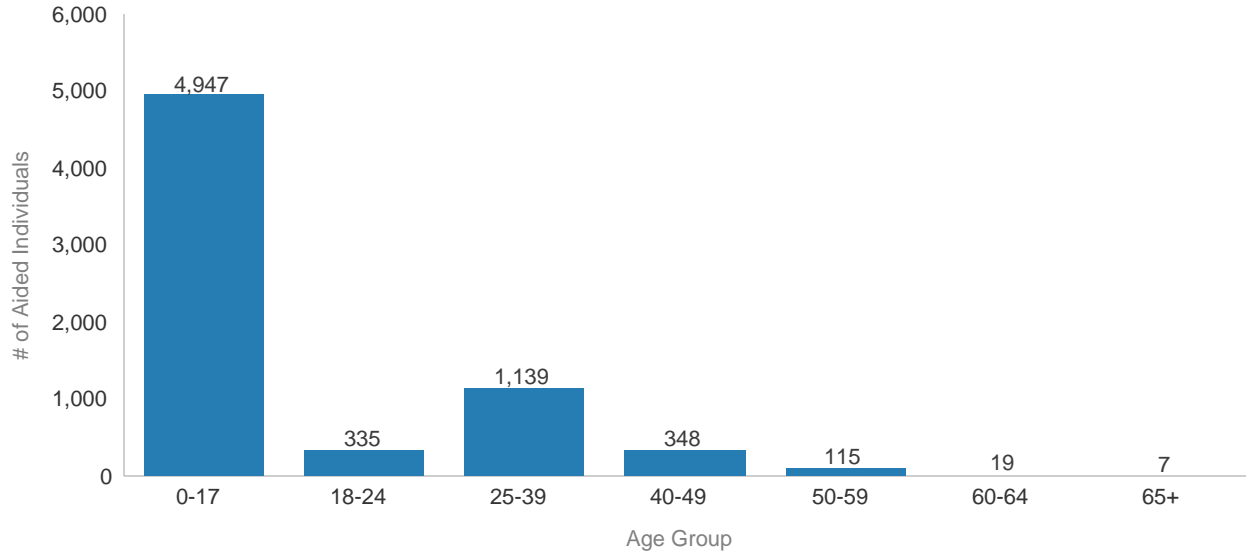
Caseload data in recent months are impacted by retroactive changes and are excluded from this trend analysis. Monthly counts are subject to change over time due to case revisions.

of Aided Individuals



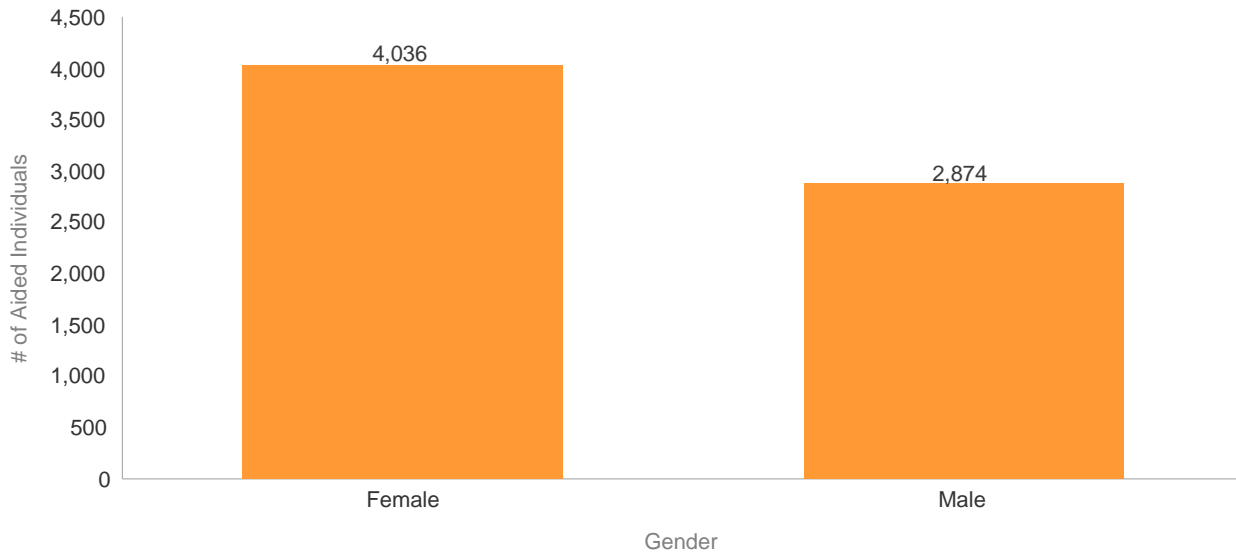
Program: CalWORKs
Data Source: CalWIN System as of Aug-2020
San Francisco Human Services Agency Planning Unit

Total Aided Individuals, by Age Group



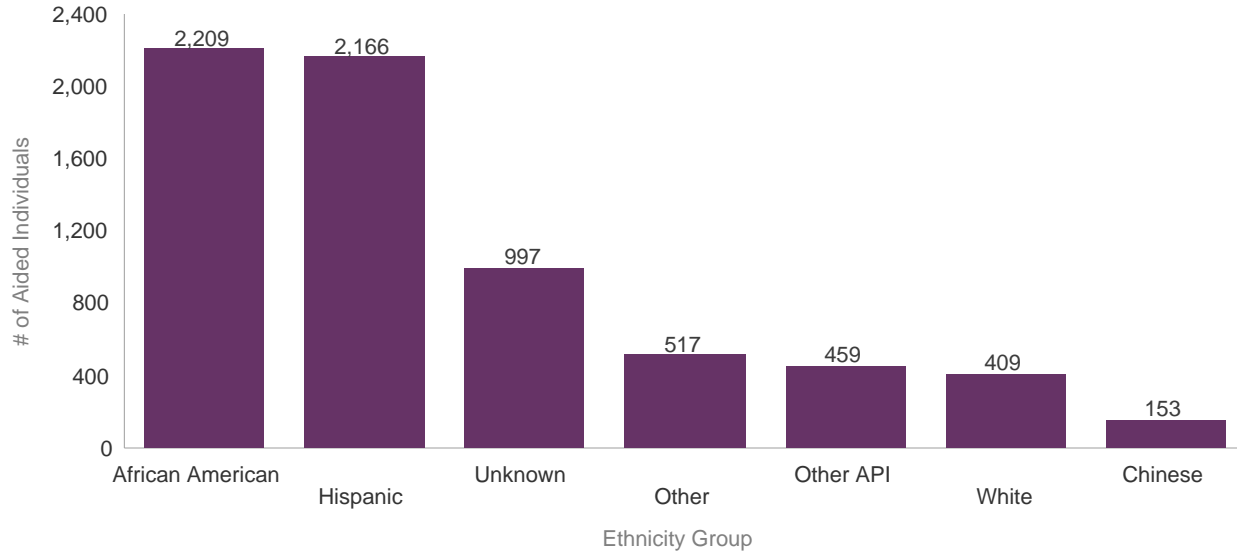
Program: CalWORKs
Data Source: CalWIN System as of Aug-2020
San Francisco Human Services Agency Planning Unit

Total Aided Individuals, by Gender



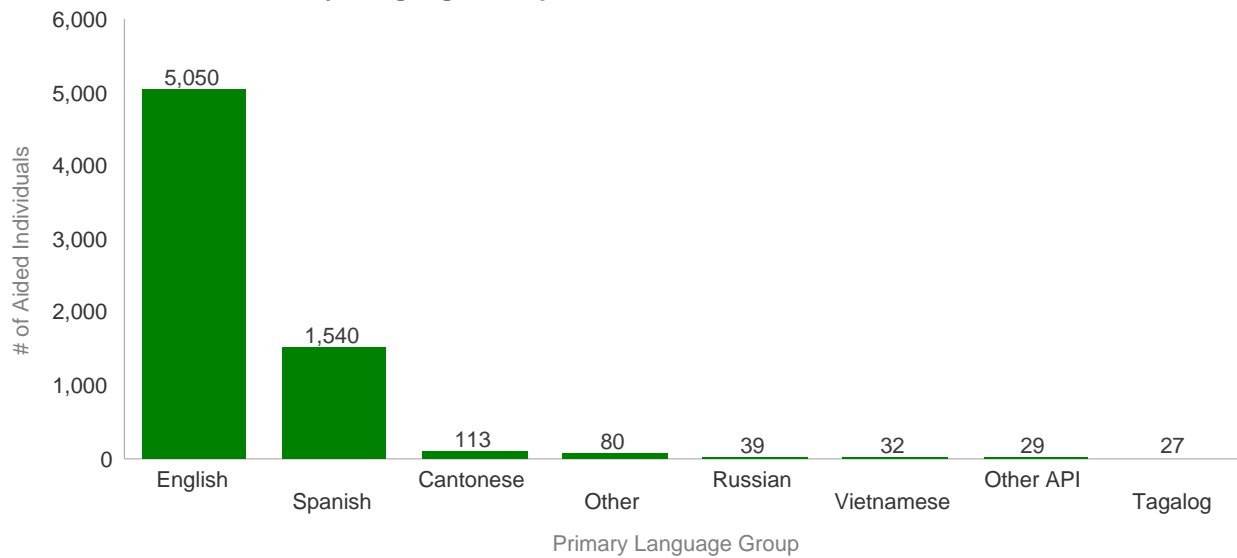
Program: CalWORKs
Data Source: CalWIN System as of Aug-2020
San Francisco Human Services Agency Planning Unit

Total Aided Individuals, by Ethnicity Group



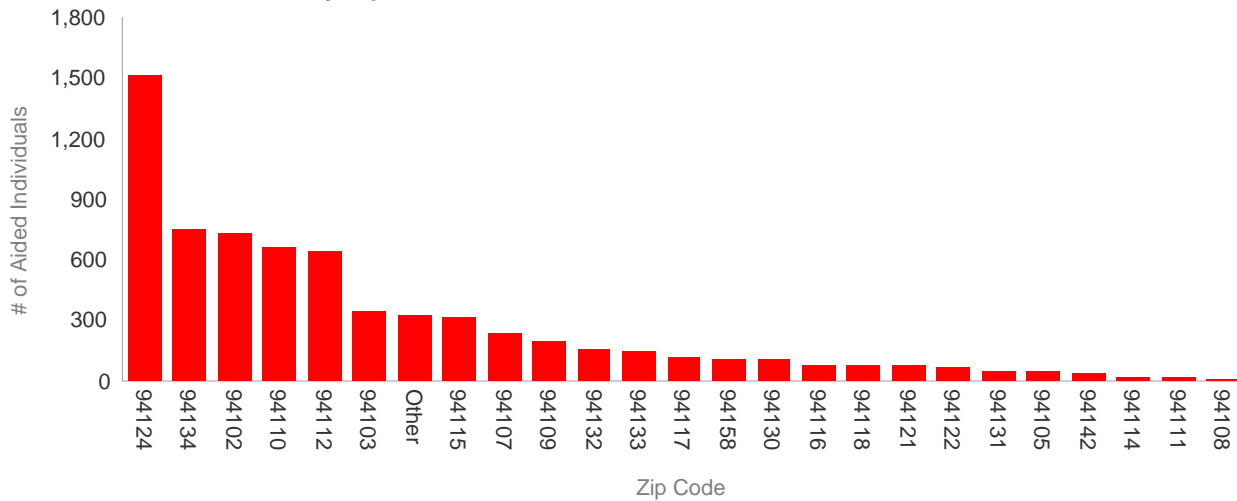
Program: CalWORKs
Data Source: CalWIN System as of Aug-2020
San Francisco Human Services Agency Planning Unit

Total Aided Individuals, by Language Group



Program: CalWORKs
Data Source: CalWIN System as of Aug-2020
San Francisco Human Services Agency Planning Unit

Total Aided Individuals, by Zip Code



Zip Code	San Francisco Neighborhood	# of Aided Individuals
94124	Bayview/Hunters Point	1,513
94134	Visitacion Valley	749
94102	Hayes Valley/Civic Center/Tenderloin	728
94110	Mission District/Bernal Heights	659
94112	Ingleside/Excelsior	645
94103	South of Market	350
Other	Other	331
94115	Western Addition/Japantown	322
94107	Potrero Hill/SOMA	241
94109	Polk/Russian Hill/Nob Hill	200
94132	Lake Merced/Lakeside	161
94133	North Beach	151
94117	Haight-Ashbury	119
94158	Mission Bay	115
94130	Treasure Island	107
94116	Sunset/Parkside/Forest Hill	80
94118	Inner Richmond	77
94121	Outer Richmond	77
94122	Sunset	72
94131	Twin Peaks/Glen Park	51
94105	Rincon Hill	50
94142	General Delivery	41
94114	Castro/Noe Valley	20
94111	Embarcadero	19
94108	Chinatown	14
Grand Total		6,910

Program: CalWORKs
 Data Source: CalWIN System as of Aug-2020
 San Francisco Human Services Agency Planning Unit