

**Program Name CAAP**

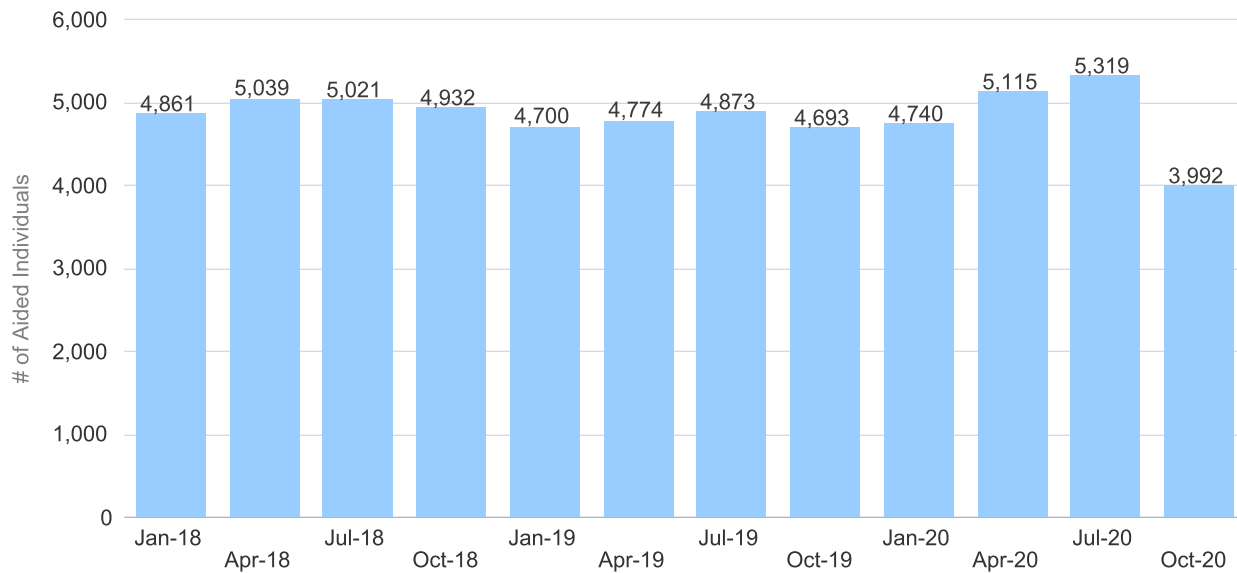
Program Name	Total Number of Aided Individuals	Total Number of Aided Cases (Households)
CAAP	3,706	3,707

Program: CAAP  
Data Source: CalWIN System as of Dec-2020  
San Francisco Human Services Agency Planning Unit

### Aided Individual Trend Over Time

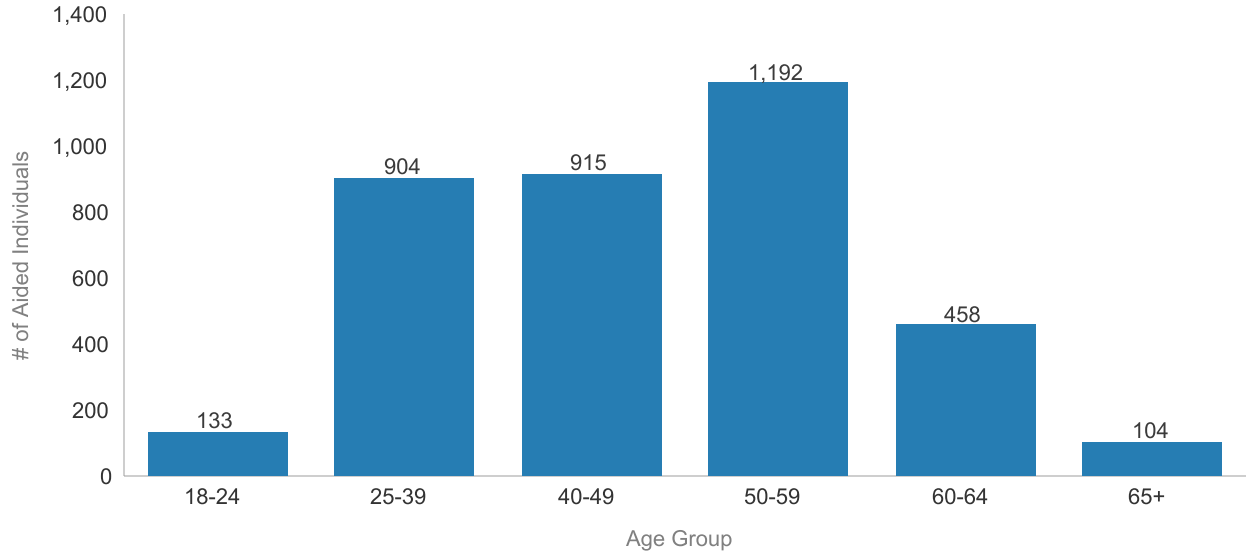
Caseload data in recent months are impacted by retroactive changes and are excluded from this trend analysis. Monthly counts are subject to change over time due to case revisions.

#### # of Aided Individuals



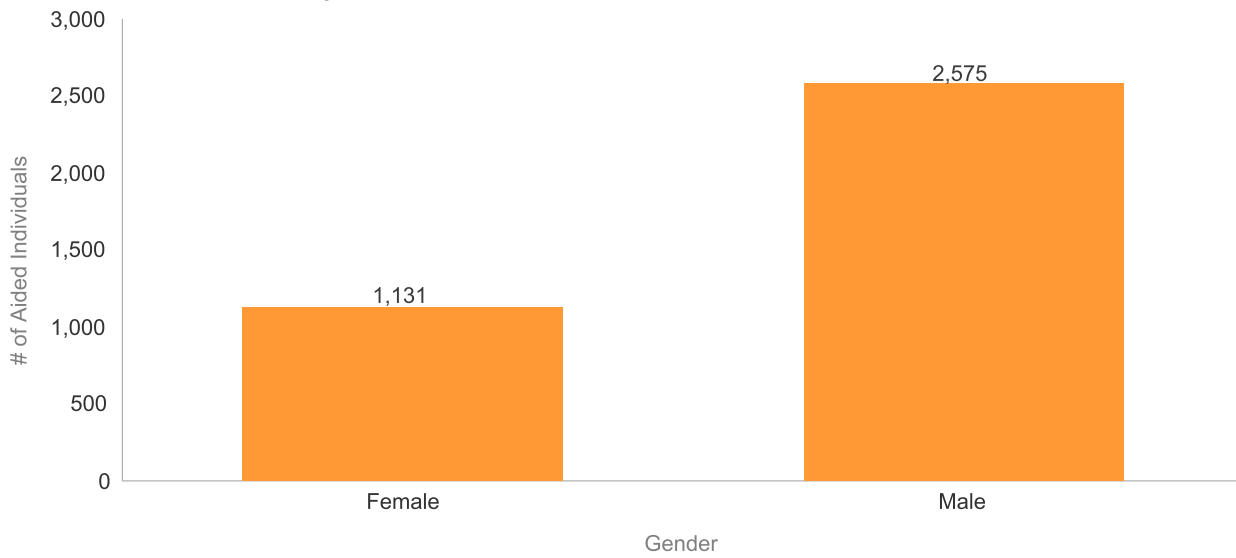
Program: CAAP  
Data Source: CalWIN System as of Dec-2020  
San Francisco Human Services Agency Planning Unit

### Total Aided Individuals, by Age Group



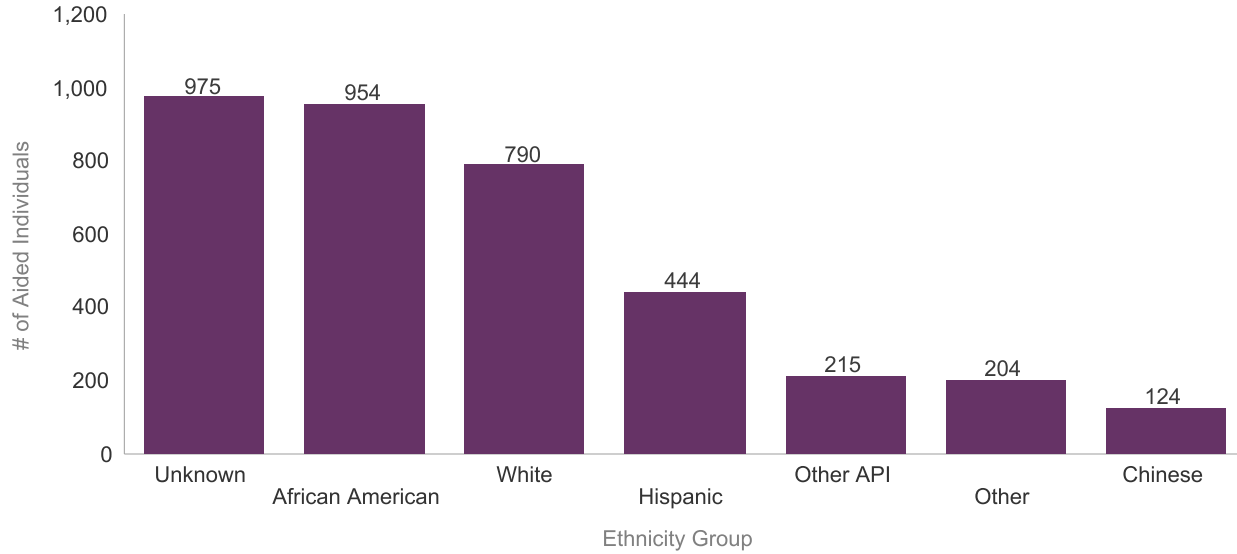
Program: CAAP  
Data Source: CalWIN System as of Dec-2020  
San Francisco Human Services Agency Planning Unit

### Total Aided Individuals, by Gender



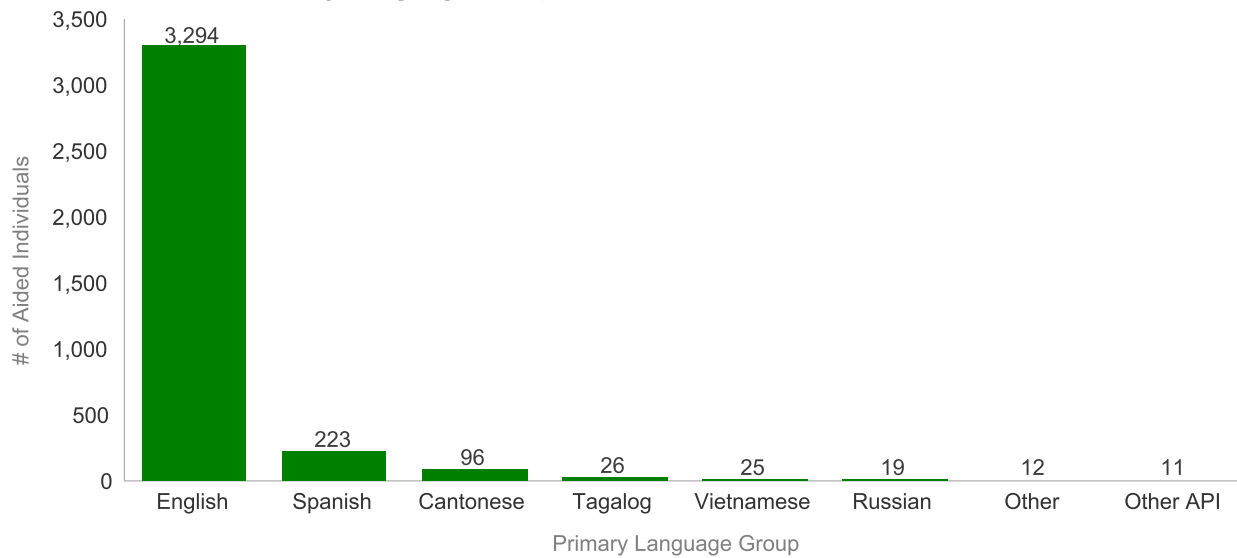
Program: CAAP  
Data Source: CalWIN System as of Dec-2020  
San Francisco Human Services Agency Planning Unit

### Total Aided Individuals, by Ethnicity Group



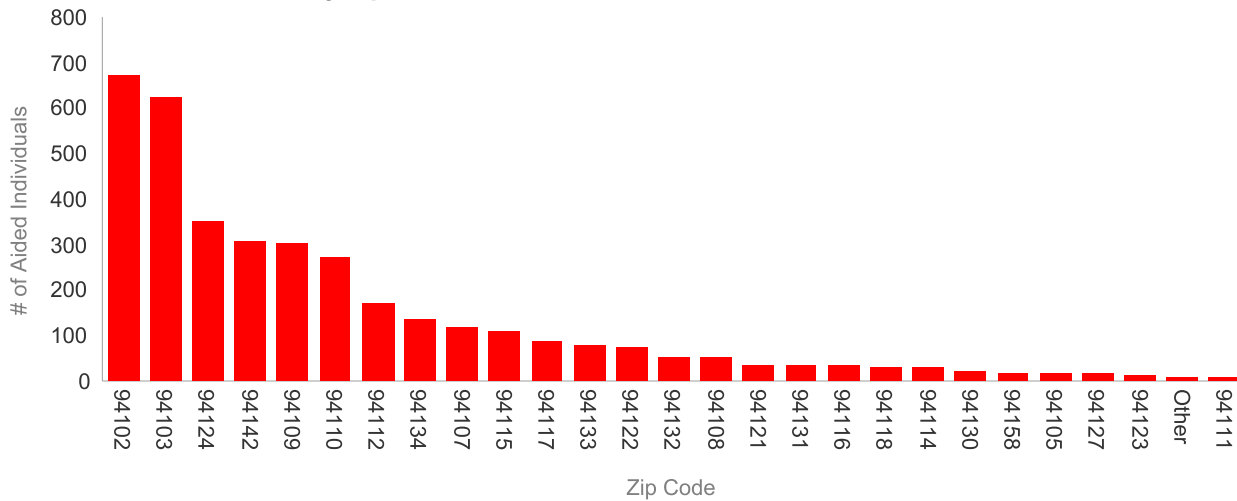
Program: CAAP  
Data Source: CalWIN System as of Dec-2020  
San Francisco Human Services Agency Planning Unit

### Total Aided Individuals, by Language Group



Program: CAAP  
Data Source: CalWIN System as of Dec-2020  
San Francisco Human Services Agency Planning Unit

### Total Aided Individuals, by Zip Code



Zip Code	San Francisco Neighborhood	# of Aided Individuals
94102	Hayes Valley/Civic Center/Tenderloin	670
94103	South of Market	623
94124	Bayview/Hunters Point	351
94142	General Delivery	310
94109	Polk/Russian Hill/Nob Hill	302
94110	Mission District/Bernal Heights	271
94112	Ingleside/Excelsior	174
94134	Visitacion Valley	137
94107	Potrero Hill/SOMA	121
94115	Western Addition/Japantown	112
94117	Haight-Ashbury	87
94133	North Beach	78
94122	Sunset	74
94132	Lake Merced/Lakeside	53
94108	Chinatown	52
94121	Outer Richmond	38
94131	Twin Peaks/Glen Park	37
94116	Sunset/Parkside/Forest Hill	35
94118	Inner Richmond	32
94114	Castro/Noe Valley	30
94130	Treasure Island	21
94158	Mission Bay	20
94105	Rincon Hill	18
94127	St. Francis Wood/Miraloma/West Portal	18
94123	Marina/Cow Hollow	13
Other	Other	11
94111	Embarcadero	10
<b>Grand Total</b>		<b>3,706</b>

Program: CAAP  
 Data Source: CalWIN System as of Dec-2020  
 San Francisco Human Services Agency Planning Unit