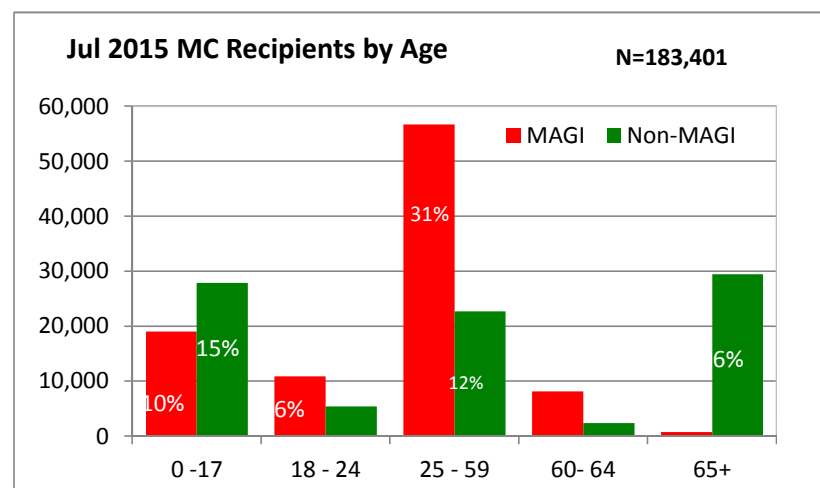
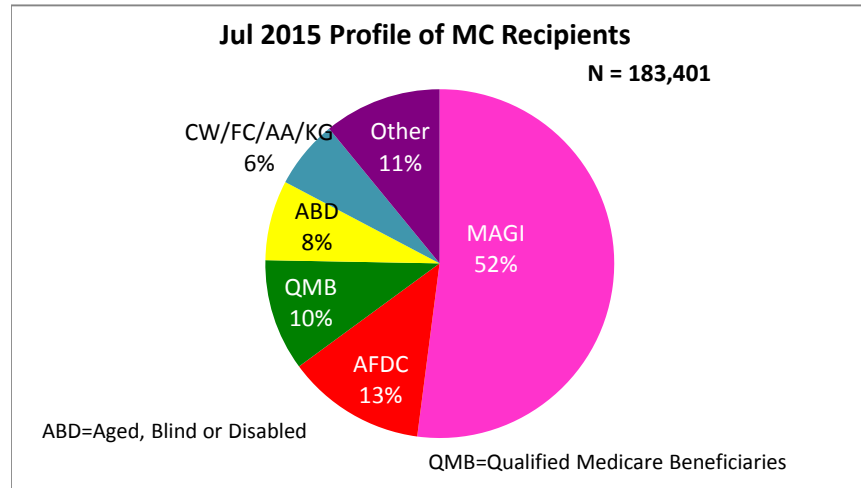
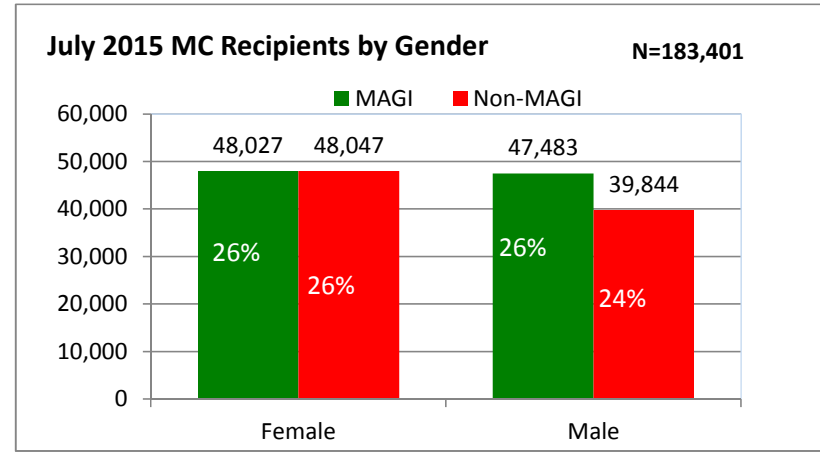
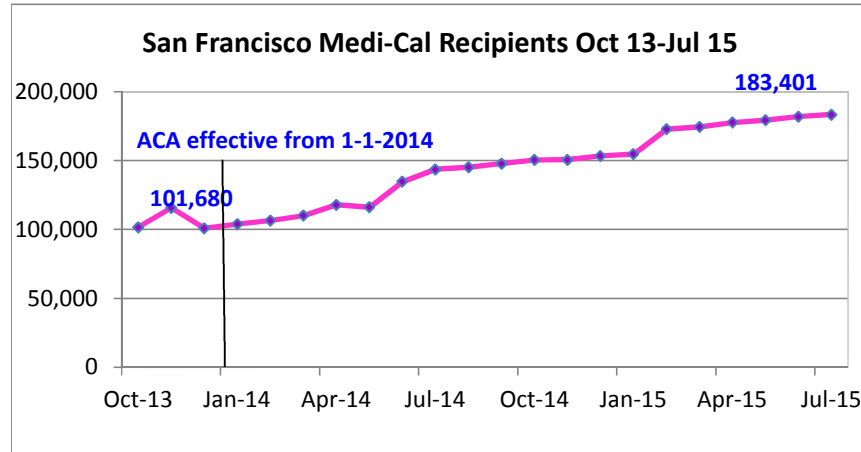


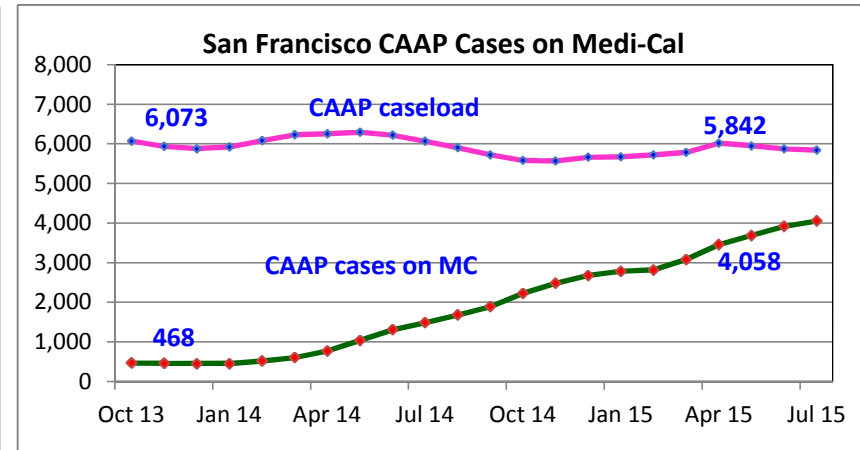
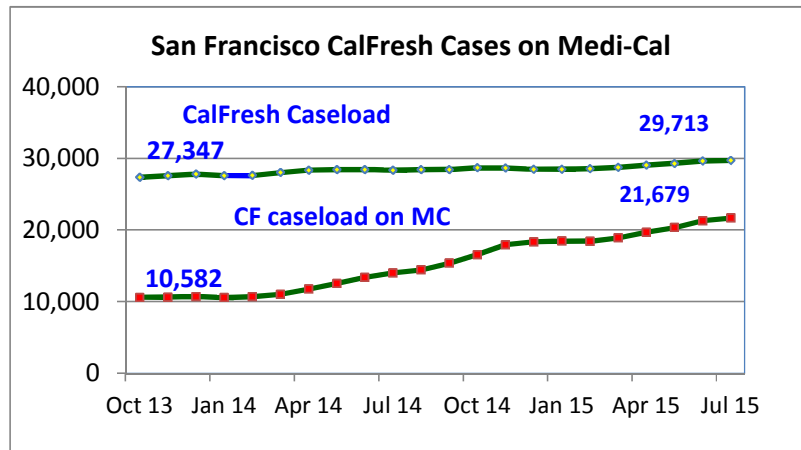
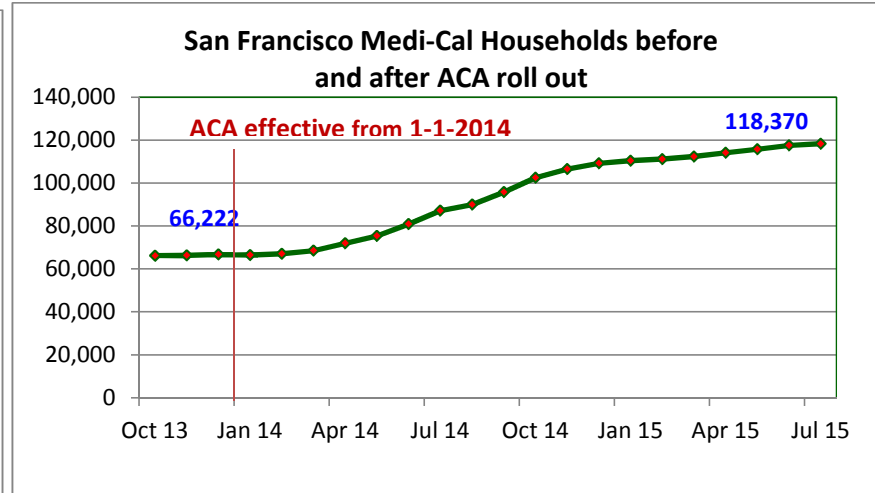
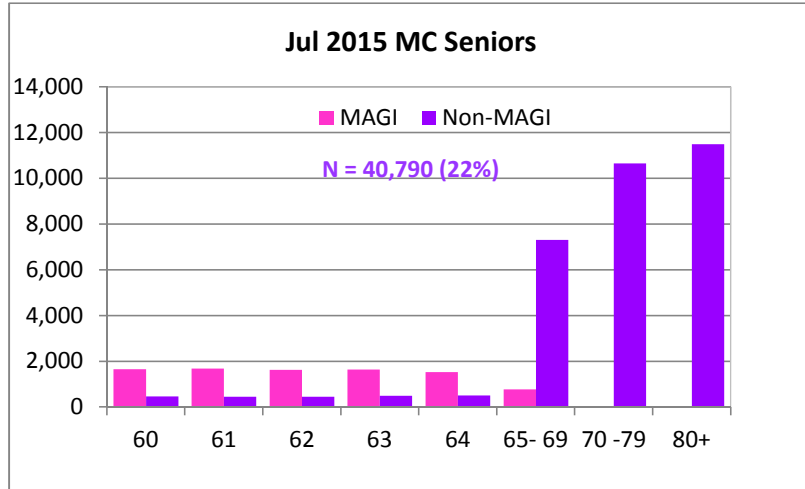
**San Francisco Human Services Agency  
July 2015 Medi-Cal Dashboard**



**Highlights:**

- 1 The magnitude of the increase in the number of enrollees can be understood by the fact that nearly 80,000 new recipients were added between Jan 2014 and June 2015, 18 months after the launch of ACA.
- 2 MAGI enrollees account for 52% of all MC recipients; this is eight percentage points higher than in April 2015, accounting for a rise of 5,619 additional persons.
- 3 As expected, number of MAGI enrollees is highest in the age group of 25-64 years.

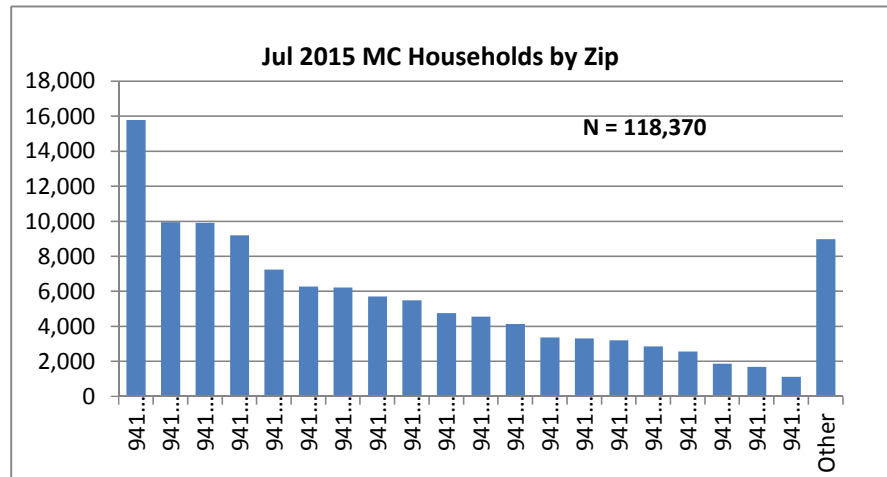
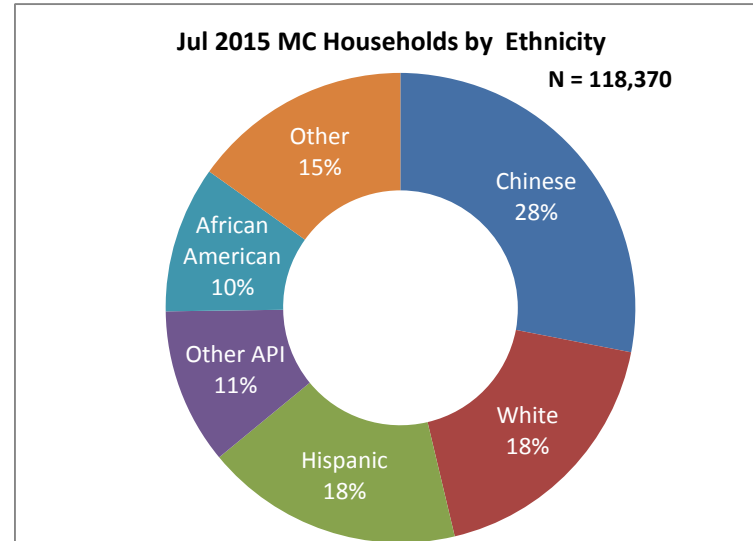
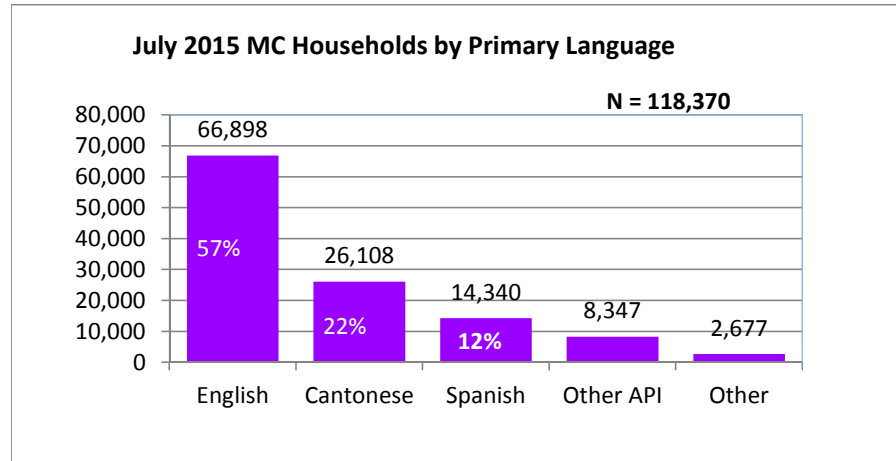
**San Francisco Human Services Agency  
July 2015 Medi-Cal Dashboard**



**Highlights contd.:**

- 4 Seniors account for 22% of the total MC recipients. This proportion has not changed since April 2015.
- 5 The number of MC Households (HHs) has risen markedly between Oct 2013 and Jul 2015 (79%) a rise of 52,148 HHs. The MC HHs rose by 4% between April and July 2015 (4,154 HHs).
- 6 The number of CalFresh cases on MC has more than doubled between Oct 2013 and Jul 2015.
- 7 From a modest number of 468 in Oct 2013, the CAAP cases on MC currently stand at 4,058, having risen by more than seven times.

**San Francisco Human Services Agency  
July 2015 Medi-Cal Dashboard**



**Highlights contd.:**

- 4** More than half of all MC HHs speak English, followed by Cantonese at 22% and Spanish at 12%.
- 5** Chinese account for 28% of the total HHs, followed by the White and Hispanic at 18% each.
- 6** Other includes a high number of HHs with unknown or unreported ethnicity (13,424), about 11% of all households.
- 7** MC HHs are spread across the county, with Excelsior accounting for 13% (highest) followed by the Mission, Bayview and Portala at 8% each of the total HHs.

**Other Highlights:**

- 8** Long Term Care recipients are a very small number (1,389) accounting for less than one percent of the total enrollees.
- 9** Share of cost (SOC) recipients are 11,886 in number and account for 6% of the total enrollees.