



Edwin M. Lee, Mayor

Department of Aging and Adult Services  
Shireen McSpadden, Executive Director

MEMORANDUM

TO:	Aging and Adult Services Commission
THROUGH:	Shireen McSpadden, Executive Director
FROM:	Daniel Kaplan, Deputy Director of Administration, Human Services Agency (HSA)
DATE:	February 15, 2017
SUBJECT:	Department of Aging and Adult Services (DAAS) Budget for FY17-18 and FY18-19

Through this memo, we present to you for review and approval the FY17-18 and FY18-19 budgets for the Department of Aging and Adult Services (DAAS). In developing this budget, HSA used as guidance the budgeting principles established by both the Human Services Commission and the Aging and Adult Services Commission, as well as overarching budget goals set by the Mayor to address fiscal sustainability, accountability for results, and government responsiveness to our clients and community.

As was described at the DAAS Finance Committee meeting on February 1, the budget outlook this year is not as positive as it has been in the last several years. While we are not yet being asked to make reductions that would impact our service levels, slowing revenue growth and increasing expenditures are resulting in both a citywide and statewide deficit. Both of those will require corrective actions.

HSA worked diligently to maintain critical client aid and services. Overall, the budget proposal prioritizes core functions, minimizes service impacts, incorporates efforts to improve clients' experience, leverages new revenue options, and re-purposes vacant positions.

**Reduction Plan**

Despite projected revenue growth, the City continues to face a structural deficit—though significantly smaller relative to prior years. The Mayor's Office has requested budget reductions of 3% for both FY17-18 and FY18-19. HSA's 2-year budget submission must include an ongoing reduction in General Fund support of \$1.5 million each year. Unlike in prior years, where HSA was able to leverage State and Federal revenues to meet budget reduction targets and grow programs, many of these revenues are declining or flat in the coming year. Reductions in the Governor's budget are estimated to reduce the IHSS revenue by \$40.3M in the department's budget.

The Mayor's Office has expressed a willingness to provide a reserve fund to address the decline in IHSS revenues should the budget allow for it. Revenue solutions in the Department of Human Services, including an increase in revenues related to closing out Medi-Cal expenditures in FY15-16 and to Continuum of Care Reform – as well as by tightening in other areas – will allow us to manage the proposed budget reductions and shortfalls.

## **DAAS Budget for FY17-18 and FY18-19**

The Department's proposed \$278.6 million budget for FY17-18 is \$16.1 million or 6.1 % more than the original FY16-17 budget of \$262.6 million. The Department's revenues of \$169.1 million in FY17-18, are \$8.1 million or 5% more than FY16-17 revenues of \$161 million. The proposed spending plan for the FY18-19 budget is the same as the FY17-18 proposal with the exception that adjustments were made for the costs associated with mandated growth in salaries, fringe benefits, and other services.

The documents that follow this memo provide additional information about new proposed positions and substitutions, program budget details, and charts and graphs detailing the DAAS budget.

## **New Budget Enhancements**

The following describes the major initiatives being requested by DAAS in the coming year. The program enhancements proposed in this budget spending plan are fully funded by increases in federal and state revenues and grants.

## **IHSS Tiered Wages**

**FY17/18 - \$411,453 (\$187,069 GF); FY18/19 - \$722,906 (\$342,138 GF)**

Homebridge—a non-profit home care agency—provides home care providers to administer personal care and chore services to IHSS clients who are unable to hire and manage a provider themselves. These clients make up about 5% of the total IHSS caseload of 22,000. Since the local minimum wage was increased to \$12.25 per hour in May 2015, Homebridge has experienced major problems in recruiting and retaining home care providers due to wage compression. Homebridge's home care providers previously earned a dollar premium above the minimum wage, but many are now more interested in working in less challenging and difficult jobs for the same or similar pay.

DAAS is proposing to pilot a tiered wages program for 100 IHSS home care providers potentially working with clients in supportive housing, and for 50 independent providers. The 150 workers would undergo additional training in order to earn \$1 above minimum wage by serving high-need clients with at least one of the following issues:

- Mental health, substance abuse, or behavioral issues
- Advanced paramedical needs
- Hazardous work environments

The pilot could potentially continue into a second year with an opportunity to earn \$2 above minimum wage. It would include a design and evaluation component to measure the effect of the wage premium on the baseline turnover rate.

## **Position Changes**

DAAS proposes the following positions changes in the FY17-18 and 18-19 budgets:

- Substitute 19 existing vacant positions to new reclassified positions to meet changing client and program service needs
- Reassign 11 positions to different programs to meet changing requirements of program service delivery

The net cost of the position substitutions is \$41,495 (\$24,897 GF) and is offset by savings in other areas.

## **Required Action and Recommendation**

With this memo, we request approval of the proposed FY17-18 and FY18-19 budgets for the Department of Aging and Adult Services.



Edwin M. Lee, Mayor

Department of Aging and Adult Services  
Shireen McSpadden, Executive Director

**MEMORANDUM**

TO: Aging and Adult Services Commission Finance Committee  
 THROUGH: Shireen McSpadden, Executive Director  
 FROM: Daniel Kaplan, Deputy Director of Administration, Human Services Agency (HSA)  
 DATE: January 25, 2017  
 SUBJECT: Department of Aging and Adult Services Budget for FY 2017-18 & FY 2018-19

While Mayor Lee’s budget projections show a strong economy, slowing revenue growth and increasing expenditures are resulting in a citywide deficit of \$119.0 million for FY 17-18 and \$283.4 million (cumulative) for FY 18-19. Mayor Lee has asked for all City departments to reduce their General Fund budgets by 3.0% in each budget year. For the Human Services Agency, this results in an ongoing budget reduction target in each fiscal year:

	FY 2017-18 (3.0% GF)	FY2018-19 (3.0% GF)
Ongoing Reduction	1,519,359	3,038,718
<b>Total</b>	<b>1,519,359</b>	<b>3,038,718</b>

**HSA Budget Strategies**

HSA is using the following principles in building its proposed budget:

- Maximize revenue opportunities in existing programs
- Look for opportunities to repurpose existing position vacancies and funds to meet new needs

HSA held a community budget meeting on January 10<sup>th</sup>. It will continue to reach out to and work with its community partners to ensure that input from the community is received and incorporated into the development of the budget.

Unlike in prior years, where HSA was able to leverage State and Federal revenues to meet budget reduction targets and grow programs, many of these revenues are declining or flat in the coming year. Reductions in the Governor’s budget are estimated to reduce the following allocations to the City: CalWORKs -\$6.5M; CalFRESH -\$1.0M; and 2011 Realignment -\$0.6M.



## **Program Highlights and Initiatives**

### **Adult Protective Services**

Over FY16/17, DAAS successfully assisted with the launch of a collaborative financial abuse outreach and prevention effort, the Veteran's Benefits and Protection Project (VBPP). The goals of VBPP are to develop a strong, collaborative communication system to respond to complaints, detect fraud, and stop scammers. Veterans, their families, and community providers are educated about pension poaching scams. VBPP toolkits also direct elders who have been scammed to resources that can help, such as Adult Protective Services, and connect those wishing to apply for veterans benefits to the local County Veterans Service Office. This effort is supported by a coalition of local and state entities, including but not limited to: the San Francisco Mayor's Office; the California Department of Insurance; the Office of the Attorney General; the County Veterans Service Office; and the Institute on Aging's Elder Abuse Prevention Program.

By the end of FY 16/17, APS will have a specialized unit of social workers operating to specifically address cases involving high risk self-neglect, substance use, and risk for eviction or loss of housing. These social workers will receive advanced training in the area of Cognitive Behavioral Therapy therapies and Motivational Interviewing. The clients that are assisted by the staff in this unit will be monitored by the APS program on a gatekeeper basis at regular intervals past case closure to ensure on-going stabilization and to facilitate the ability to monitor the outcome of the interventions.

### **County Veterans Service Office**

The County Veterans Service Office (CVSO) assists veterans, most of whom are disabled, and their dependents in obtaining U. S. Department of Veterans Affairs' benefits and entitlements. The Veteran's Office represents veterans, their dependents and survivors during the benefits claims process. The CVSO office is co-located with the DAAS Integrated Intake Unit and DAAS Eligibility teams at the DAAS Benefits and Resources Hub at 2 Gough. Retired Air Force Sergeant Dorian Carr has recently been appointed to fill the County Veterans Service Officer role. After twenty years of service in the Air Force, he has worked for the last nine years as a Veterans Service Representative with the last three years in the San Francisco CVSO.

### **Dignity Fund**

Representatives from DAAS and the Dignity Fund coalition have been meeting since passage of the ordinance to develop processes and timelines for implementation of the Fund. Areas of discussion include formation of the Oversight and Advisory Committee, identification of priorities for allocation of the initial funding for 2017-18, review of the baseline amounts per the ordinance, and timelines.

The Oversight and Advisory Committee appointments are in process. Eight of the eleven members have been identified; 3 members from the LTCCC, 3 members from the Advisory Council, and 2 members from the Aging and Adult Services Commission. The final three at-large appointments will be completed by February 1. The first meeting of the OAC will occur mid-late February.

DAAS leadership and the coalition representatives have reviewed the current needs assessment and have engaged in discussions to identify the areas of allocation of first year funds. Based on current needs assessment, those areas include supporting and enhancing community service, home-delivered meals,

support for people with dementia, senior employment, and services specifically directed to younger adults with disabilities, people aging with HIV, and isolated seniors.

### **In-Home Support Services (IHSS)**

The Governor's budget proposal indicates that the Coordinated Care Initiative (CCI) will no longer be cost effective for the state. Therefore, pursuant to the provisions of current state law, the CCI will be discontinued in FY 17-18 and related changes – including the IHSS county Maintenance of Effort (MOE) – would be repealed and replaced by the historical IHSS cost-sharing percentages beginning July 1, 2017.

Staff estimates that the additional cost to San Francisco of shifting from the MOE to a share of cost is approximately \$43.3 million in FY17-18. These costs grow significantly in FY18-19 – primarily as a result of the voter-approved minimum wage increase to \$15.00 per hour beginning July 1, 2018– before somewhat leveling off in FY19-20.

### **Long-Term Care Operations**

DAAS has several new or significantly expanded programs in the LTC Operations Division. The Support at Home program is a pilot program that provides subsidized home care for persons ineligible for IHSS but unable to afford the full cost of home care. This program was advocated for by community members and supported as a Mayoral initiative and with addback funding from the Board of Supervisors (total budget: \$1.65 million).

Also new this year is an \$805K grant from the U.S. Department of Health and Human Services' Administration for Community Living (ACL) to implement a three-year project to advance San Francisco's dementia care network. Persons living with Alzheimer's Disease and related dementias (ADRD) are part of a population that is particularly vulnerable to institutionalization; they and their caregivers are in profound need of specialized supportive services, which help them remain independent, safe, and at home within their communities.

Finally, the Rental Assistance Demonstration project (RAD) – formerly known as the Services Connect Program – has grown by \$1.5 million this year. The purpose of the grants is to provide service connection to seniors residing in San Francisco Rental Assistance Demonstration (RAD) converted Housing Development units, formerly public housing units operated by the San Francisco Housing Authority.

### **Office on Aging (OOA)**

HSA's Office of Contract Management issued a \$16.7 million Request for Proposal (RFP) for the OOA Nutrition Program. During the FY16/17 budget process, the Nutrition program received \$2.9 million from the Mayor and Board of Supervisors to continue one-time addbacks and further expand services. These new funds will help reduce waitlists for the home-delivered meal and home-delivered grocery programs and add seats in the congregate meal program.

In response to recommendations from the LGBT Aging Policy Task Force, DAAS developed new programs related to reducing isolation among LGBT Seniors and Adults with Disabilities and a new training program for community providers regarding aging and dementia issues faced by LGBT seniors.

The Senior and Adults with Disabilities Employment Program – modeled on the ReServe program– will be debuting at DAAS this year, supported by addback funding. This program's goal is to recruit and develop work sites and provide job placements for seniors and adults with disabilities. The contractor will provide

part-time employment opportunities to seniors and adults with disabilities by placing them at non-profit organizations and businesses in need of their unique experience and skills. Costs of work provided by program participants will be subsidized by grant funds in order to incentivize placement opportunities.

There had been an additional \$1.5 million scheduled to fund an expansion of the DAAS Housing subsidies program that was contingent on the passage of a local tax initiative. Since that new tax did not pass at the November elections, the program will not be expanding. However, the current program budget of \$1.5 million has become part of the department's baseline funding and will remain ongoing.

### **Public Conservator**

The Public Conservator program provides mental health conservatorship, a legal procedure that authorizes psychiatric treatment of a person found by the Court to be gravely disabled due to mental illness and who is unable or unwilling to accept voluntary treatment. Conserved individuals are typically institutionalized during treatment and stabilization. With support from the Mayor's Office, DAAS has been working with the Department of Public Health (DPH) to develop a model for a community collaborative conservatorship court. As with other San Francisco collaborative courts (e.g., Drug Court, Behavioral Health Court), the design will draw on partners in the offices of the District Attorney and Public Defender and intensive case management programs, and participation will be voluntary. The purpose of this court is to reduce placements in unnecessarily restrictive settings and facilitate stabilization for persons struggling to live safely in the community but whose needs do not rise to the level of full conservatorship with placement in a locked facility for treatment.

### **Program Support**

HSA's Program Support functions are comprised of the following divisions, Planning, Administration (Budget, Contracts, Finance, Human Resources, Information Technology, Facilities/Operations, and Investigations), and Central Management. HSA is evaluating the need for additional resources to support the growing contracting function.

### **Next Steps**

At the next meeting of the Department of Aging and Adult Services Commission, we will present you with a full proposal of the DAAS budget for FY 2017-18 and FY 2018-19, for your review and final approval.

CITY & COUNTY OF SAN FRANCISCO  
HUMAN SERVICES AGENCY

*promotes well-being and self-sufficiency  
among individuals, families and communities*

*Department of Aging & Adult Services FY17-18 & FY18-19*



*February 15, 2017*

CITY & COUNTY OF SAN FRANCISCO



# Budget Process

## Mayor's Budget

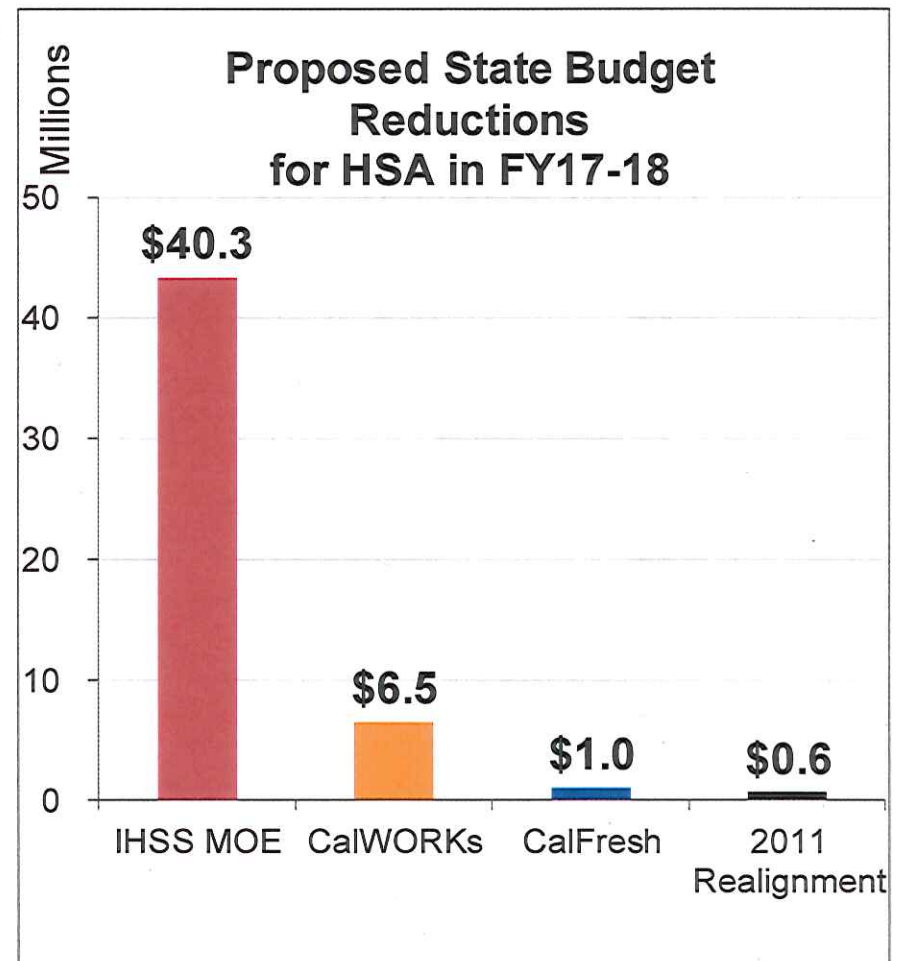
- For FY17-18 and FY18-19 - propose ongoing general fund reductions of 3% - \$1.5M in 1<sup>st</sup> year and \$3.0M in 2<sup>nd</sup> year
- Agencies should not grow FTE count

## State Budget

- Proposed reductions in IHSS MOE, CalWORKs, CalFresh, & 2011 Realignment revenues

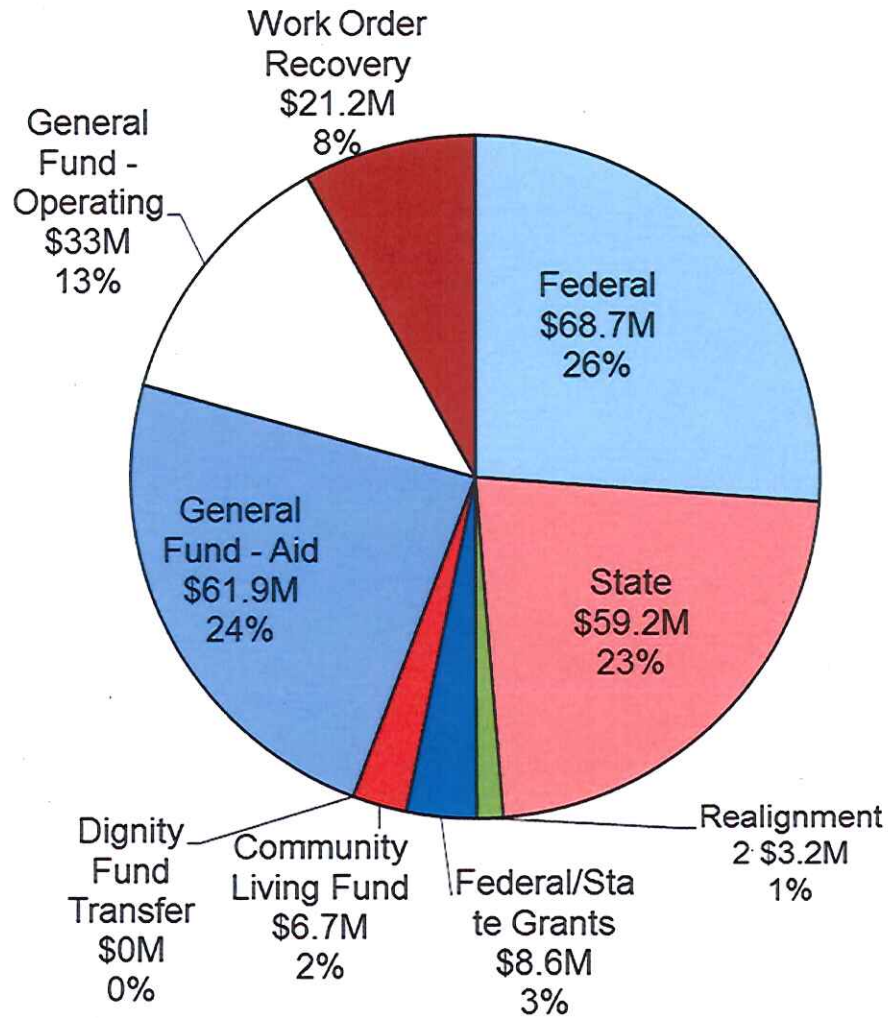
## Agency Budget

- Maximized revenues in existing programs
- Repurposed existing position vacancies and funds to meet new needs

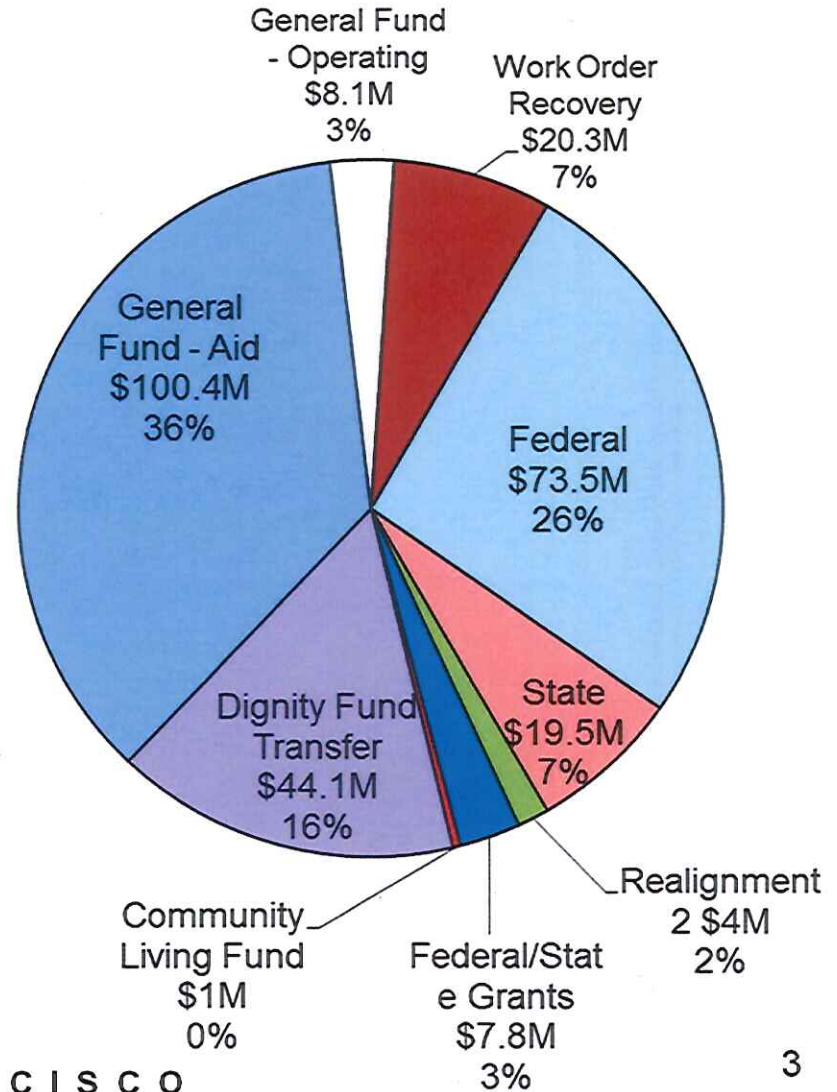


# Department of Aging & Adult Services

**DAAS FY16-17 Original Budget By Sources**  
\$262.6M



**DAAS FY17-18 Proposed Budget Budget By Sources**  
\$278.6M

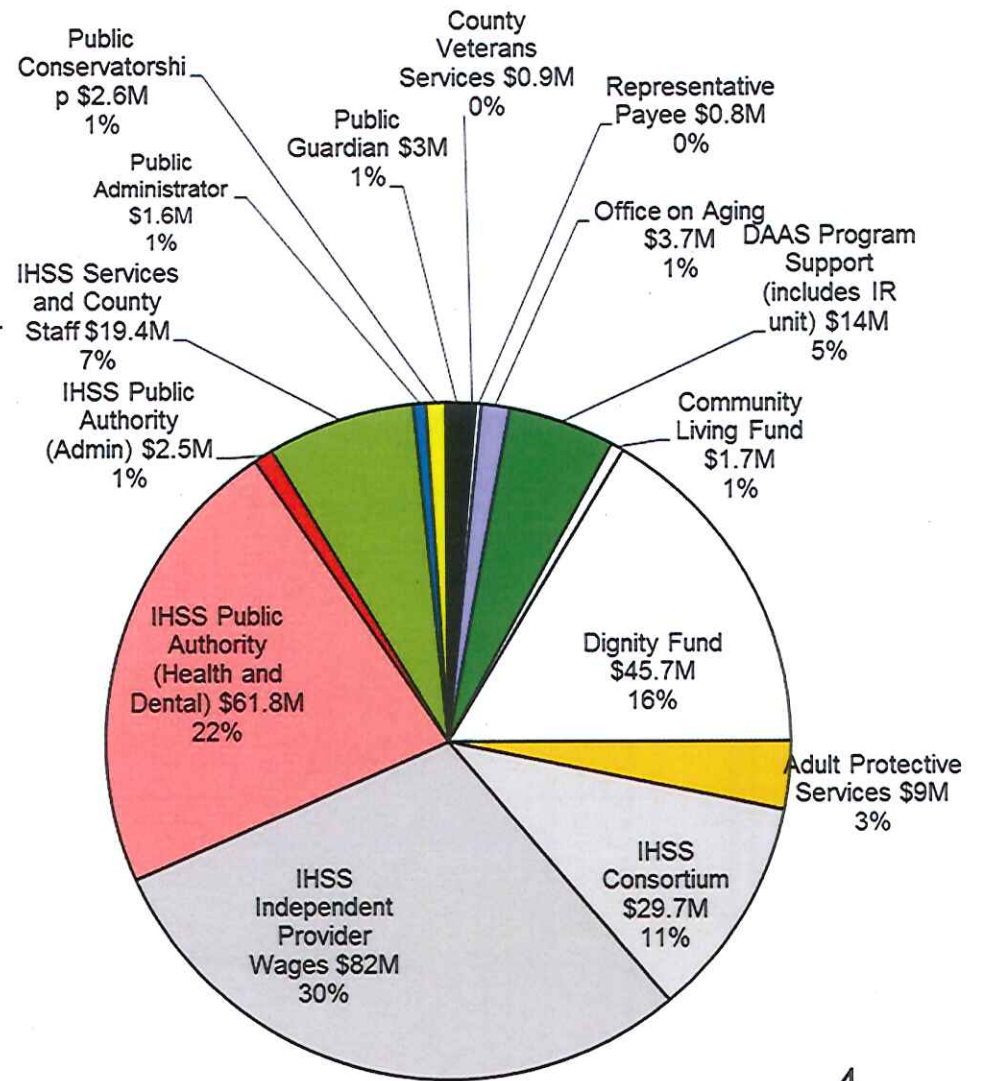
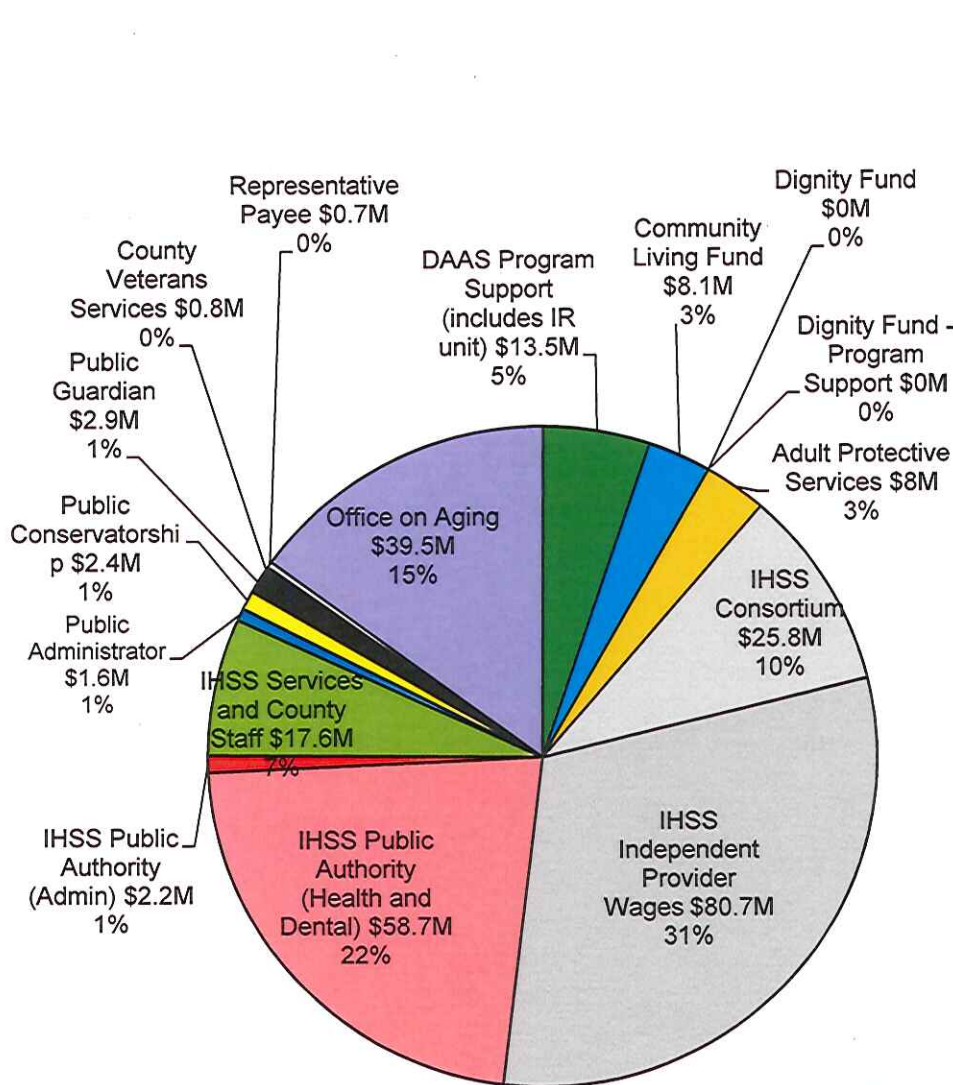




# Department of Aging & Adult Services

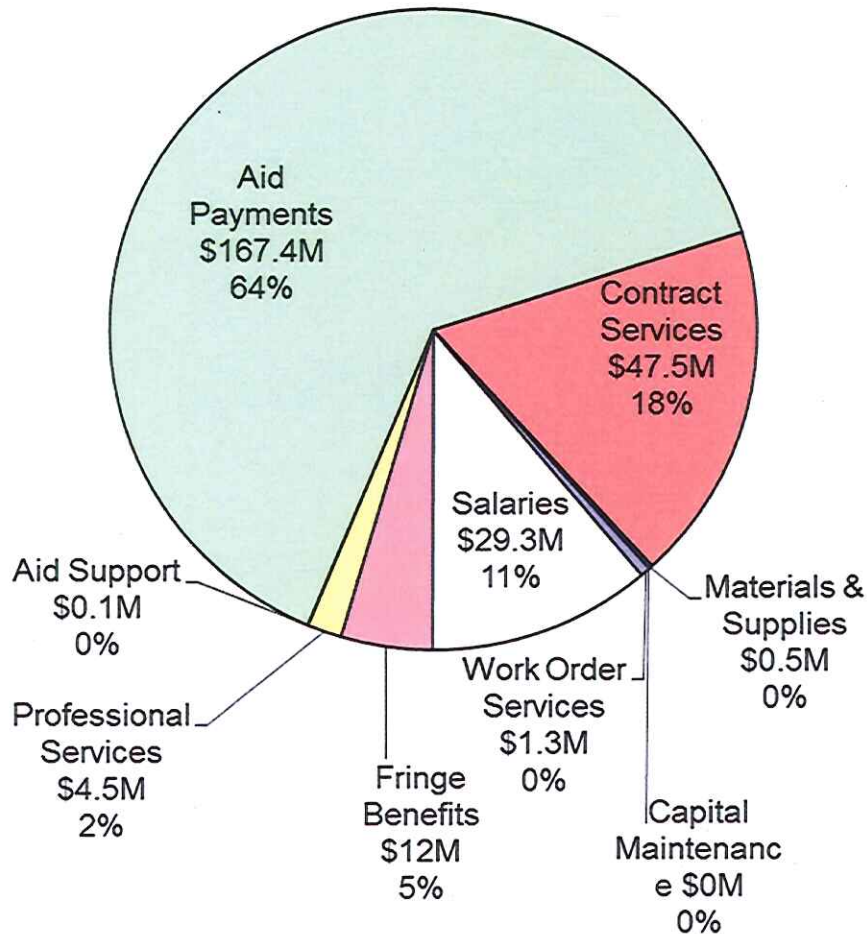
DAAS FY17-18 Proposed Budget by Program \$278.6M

DAAS FY16-17 Original Budget by Program \$262.6M

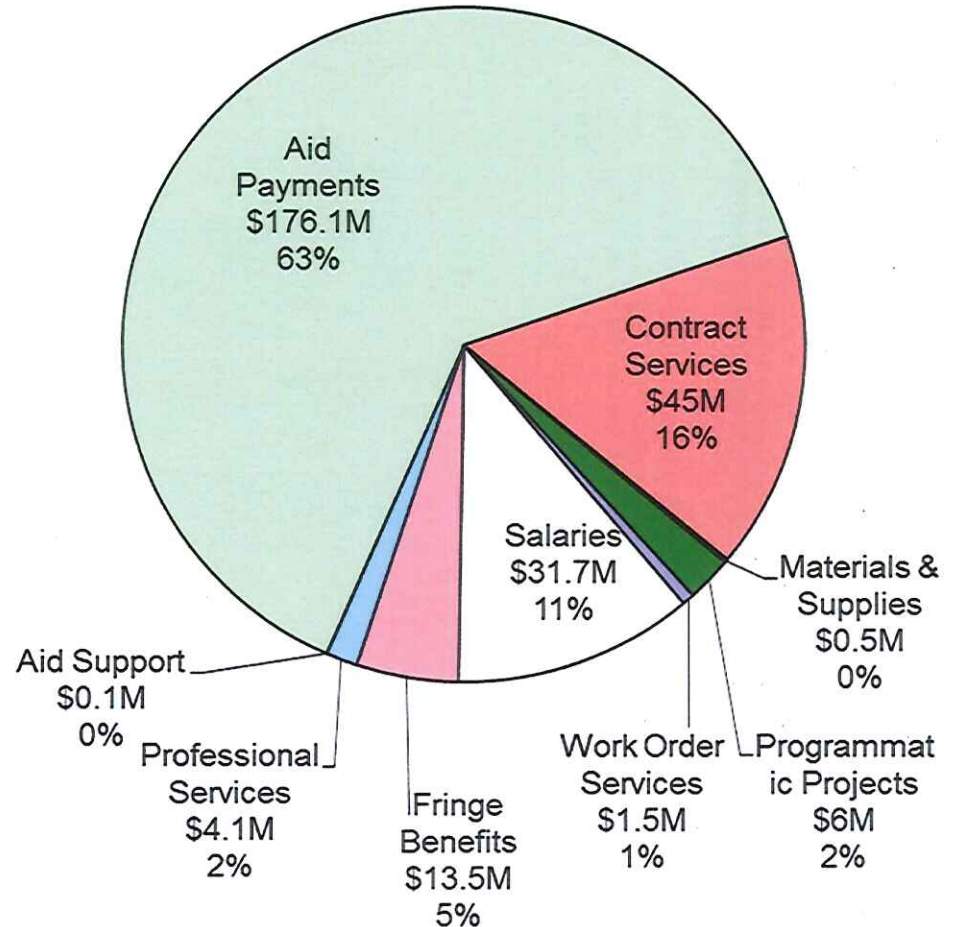


# Department of Aging & Adult Services

**FY16-17 Original DAAS Budget by Character**  
\$262.6M



**FY17-18 Proposed Budget DAAS Budget by Character**  
\$278.6M





# DAAS Highlights

## IHSS Tiered Wages

FY17/18 - \$411,453 (\$187,069 GF) / FY18/19 - \$722,906 (\$342,138 GF)

100 IHSS Contract Mode workers and 50 Independent Providers would earn \$1 above minimum wage with additional training by serving high-need clients with at least one of the following issues:

- Mental health, substance abuse, or behavioral issues
- Advanced paramedical needs
- Hazardous work environments

The pilot would continue into second year with an opportunity to earn \$2 above minimum wage. It would include a design and evaluation component to measure the effect of the wage premium on the baseline turnover rate.

# DAAS Highlights - Position Substitutions

Program	Prop Pos Subs	Total Cost	GF Share
County Veterans Service Office	6	28,695	17,217
In Home Supportive Services	4	(54,044)	(32,426)
Office on Aging	1	4,810	2,886
DAAS Administration	1	15,310	9,186
Community Living Fund	1	7,948	4,769
Office of the Public Administrator	2	(34,677)	(20,806)
Public Conservator's Office	2	38,609	23,165
Public Guardian's Office	2	12,256	7,354
<b>Total Proposed Substitutions</b>	<b>19</b>	<b>41,495</b>	<b>24,897</b>



# Future Budget Concept

## Residential Care Facility for the Elderly (RCFE)

Concept planning underway to provide three emergency placement beds and 20 bed patches to be funded using Medicaid Home and Community Services waiver as a potential funding source

The goals of this RCFE initiative are:

- Establish safe living environments for our most frail seniors
- Promote and provide alternative and cost effective living environments for older adults with dementia, with cognitive and functional impairments
- Strengthen the SF community by engaging with RCFE providers through improved services and business practices

## DHS FY17-18 & FY18-19 Budget Timeline

- Dec 8 Mayor's Budget Instructions Released
- Jan 10 HSA Budget Meeting with Community and CBO partners
- Feb 1 DAAS Finance Committee – 1st budget meeting
- **Feb 15 Aging & Adult Services Commission – 2nd budget meeting**
- Feb 21 Agency Proposed Budget due to Mayor
- June 1 Mayor submits budget to Board of Supervisors (BoS)
- June BoS Budget Committee Hearings
- July Budget Considered at BoS



# Presentation Link

<http://www.sfhsa.org/7023.htm>

CITY & COUNTY OF SAN FRANCISCO  
HUMAN SERVICES AGENCY

*promotes well-being and self-sufficiency  
among individuals, families and communities*

**Department of Aging & Adult Services  
FY17-18 & FY18-19 Budgets**

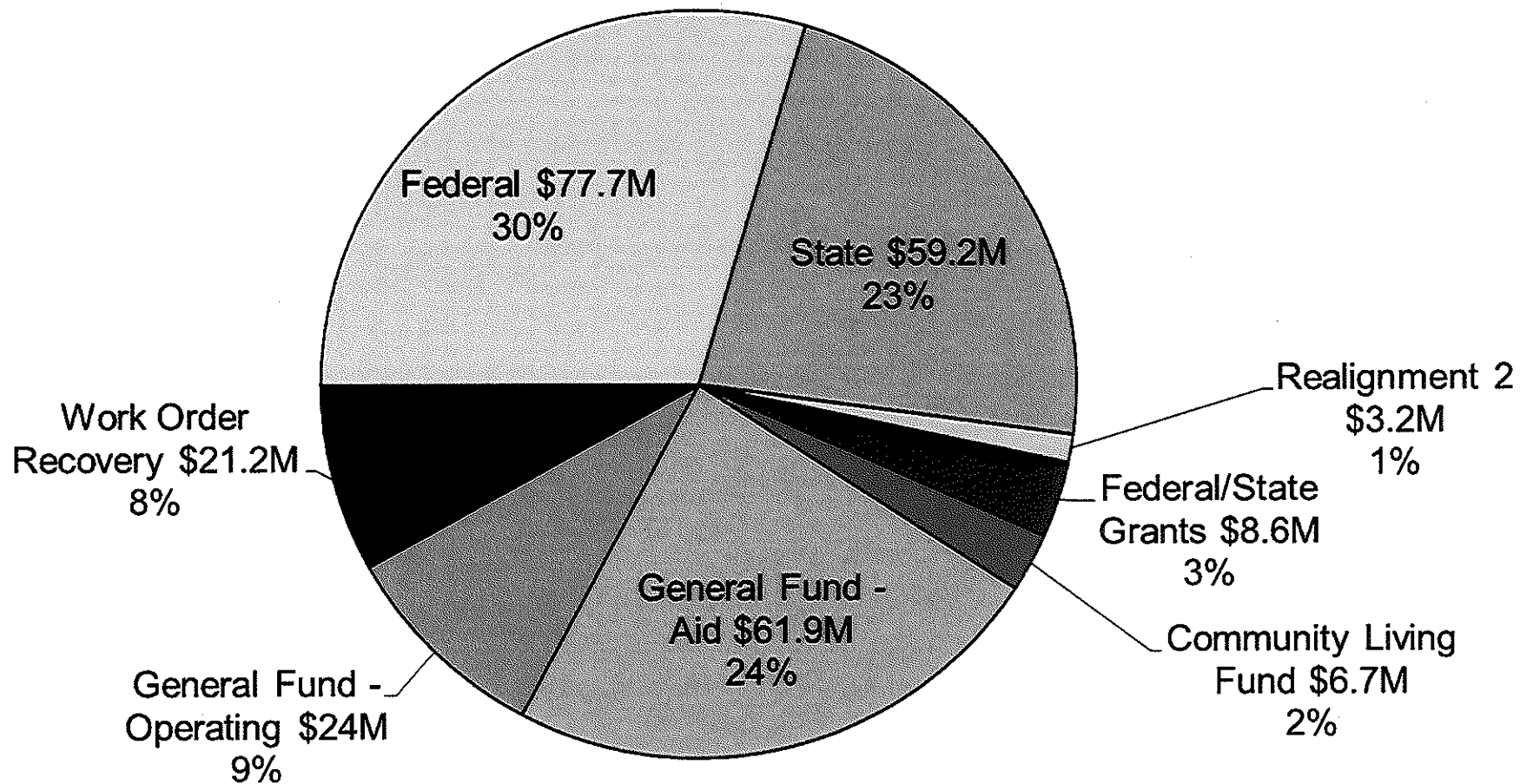


**DAAS Finance Committee – February 1, 2017**

CITY & COUNTY OF SAN FRANCISCO

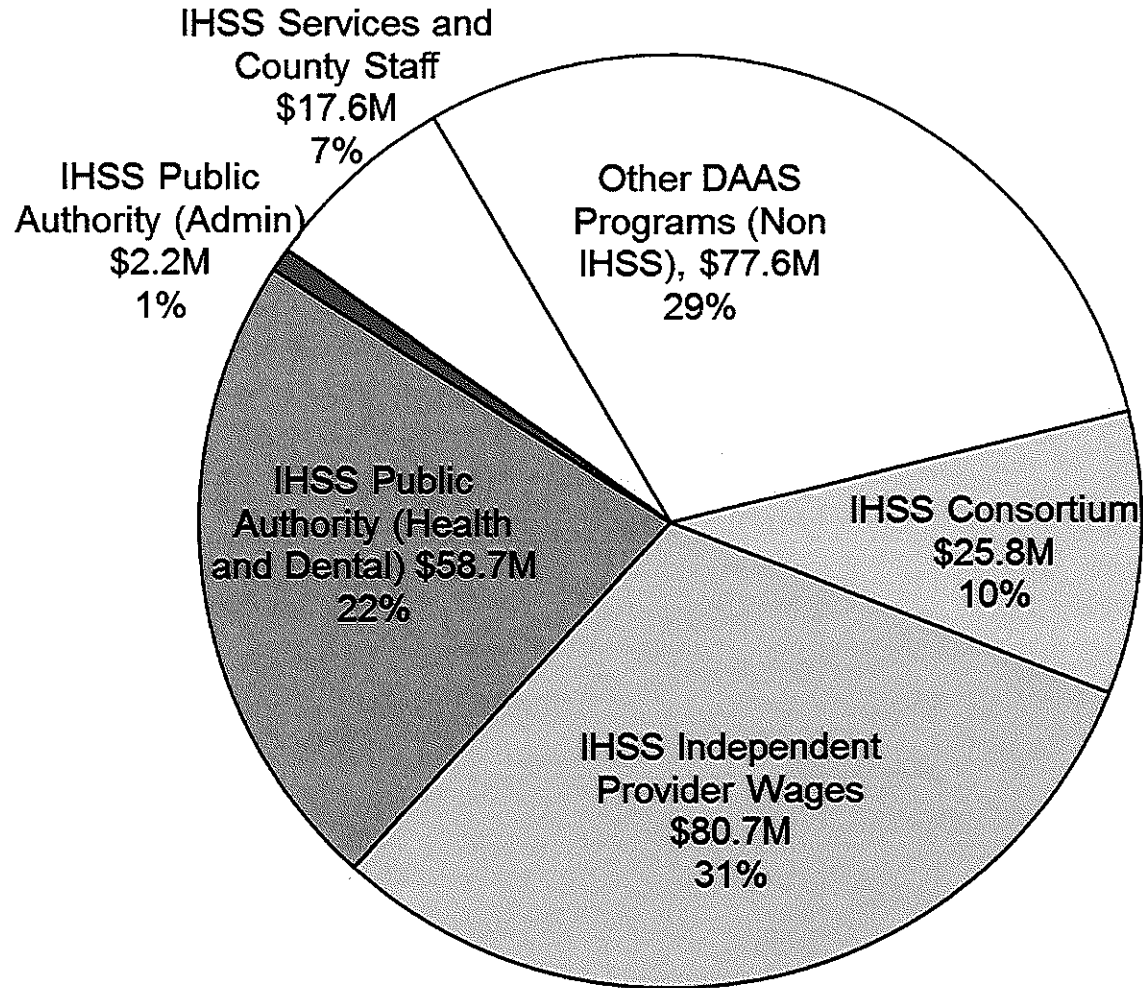


# DAAS FY16-17 Original Budget By Sources \$262.6M



# DAAS FY16-17 Original Budget by Program

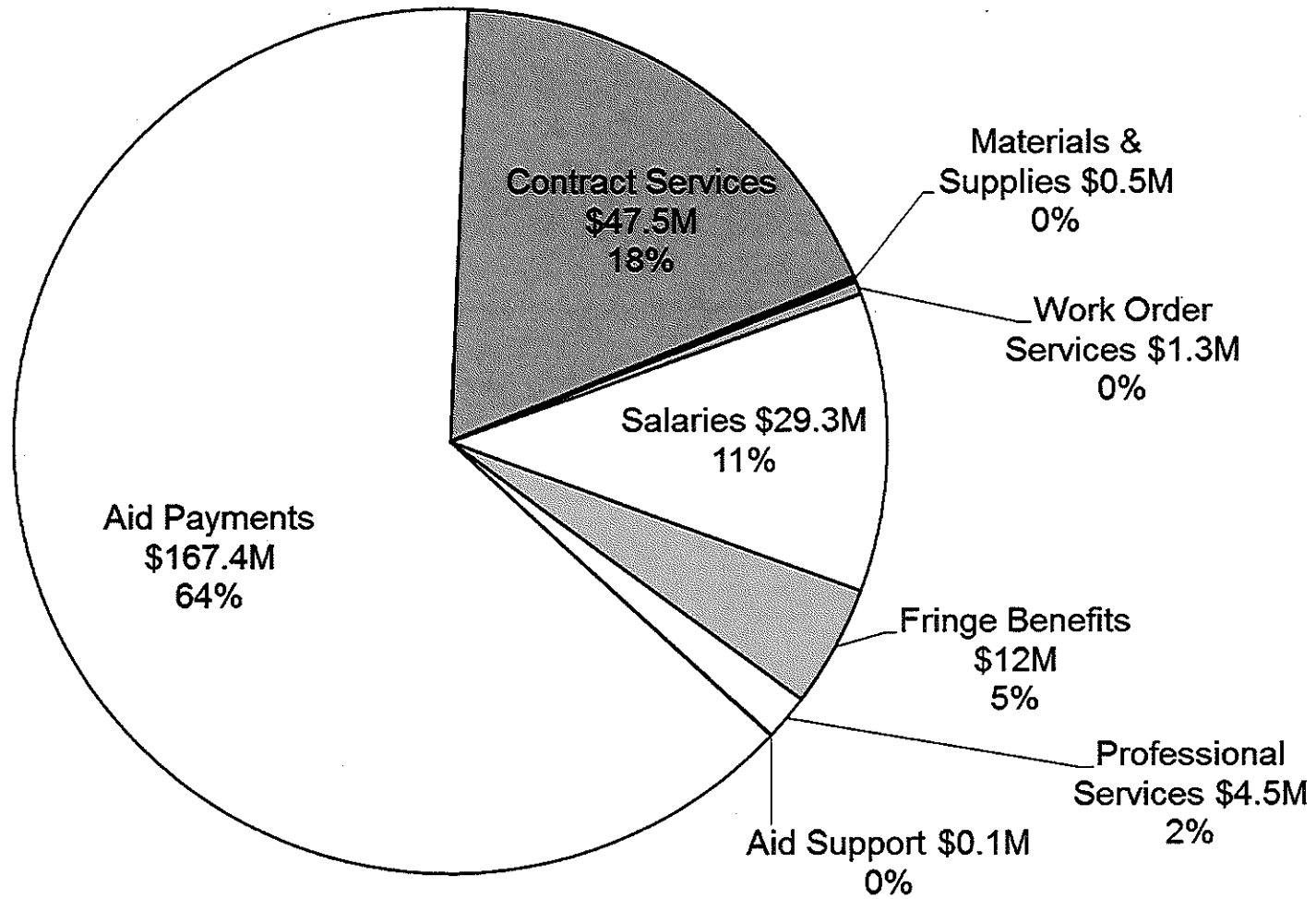
## \$262.6M





# FY16-17 Original DAAS Budget by Character

## \$262.6M



# Mayor's FY17-18 & FY18-19 Budget Projections

Revenues are expected to increase, but expenses increase faster.

<b>Citywide Projected Shortfall (in millions)</b>	<b>FY17-18</b>	<b>FY18-19</b>
Total Revenue	143.9	328.7
Total Expenditures (Salary & Benefits: (145.8)/(273.1), Baselines & Reserves (46.7)/(116.1); Citywide Uses*: (70.4)/(222.9))	(262.9)	(612.1)
<b>Cumulative Shortfall</b>	<b>(119.0)</b>	<b>(283.4)</b>

\*Citywide Uses include: general operating increases (e.g. minimum wage, utility rates, and debt service), and capital/equipment/IT investments.

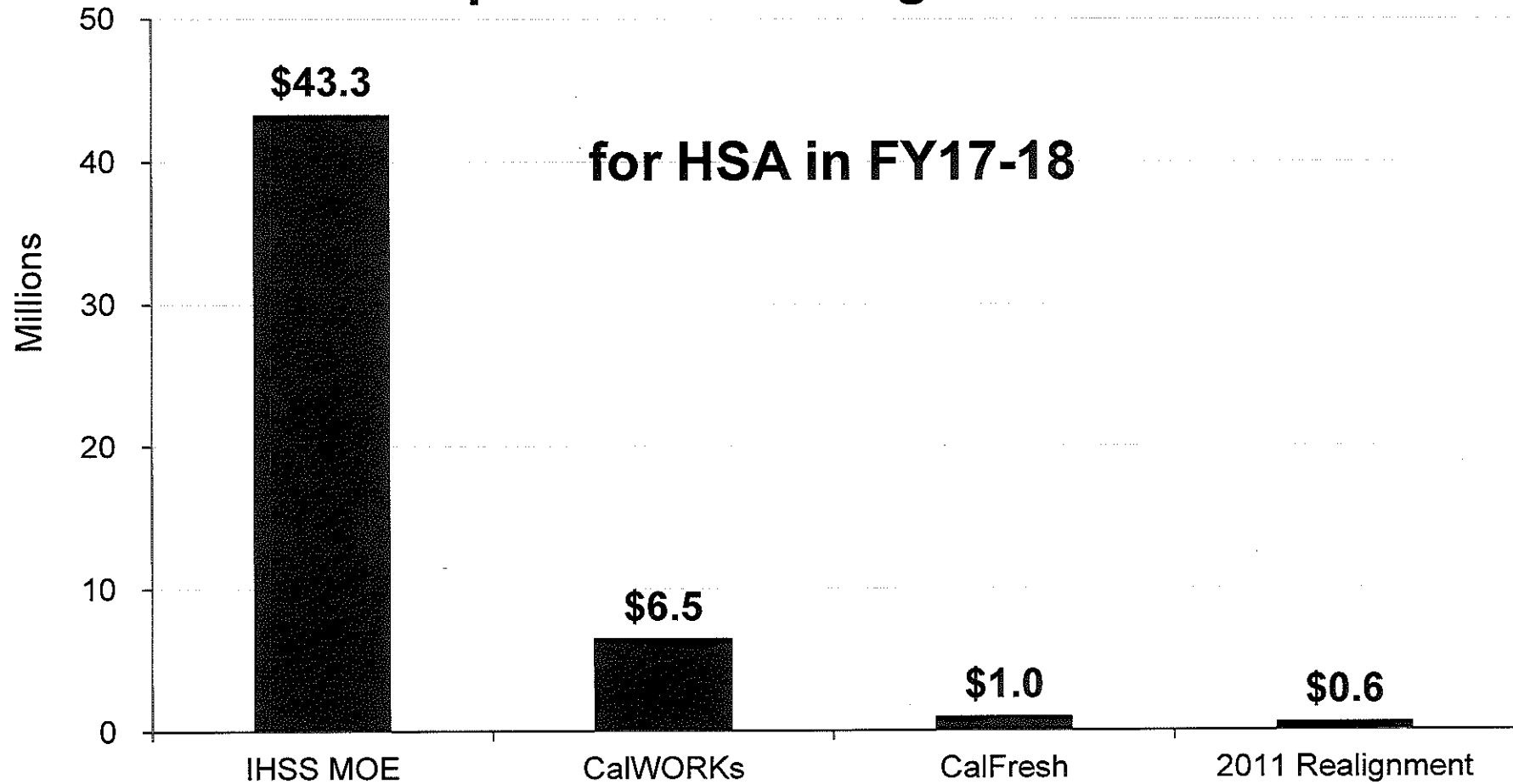
## Mayor's Budget Instructions

- For FY17-18 agencies are to propose ongoing general fund reductions of 3% - \$1.5 Million for HSA
- For FY18-19 agencies are to propose ongoing general fund reductions of an *additional* 3% - \$3.0 Million for HSA
- Agencies should not grow FTE count

# State Budget Impact

The Governor's Budget includes these reductions affecting the HSA budget:

## Proposed State Budget Reductions



## State Budget Impact

- IHSS MOE: Governor's budget eliminated IHSS MOE by ending the Coordinated Care Initiative (CCI)
  - Returns counties to a share of cost for IHSS
  - IHSS costs have increased since FY12-13 due to minimum wage increases, caseload growth, City administrative cost increases, medical inflation, and IHSS contract costs
- CalWORKs / CalFresh: state budget numbers are closely tied to caseload
- 2011 Realignment: still growing, but slower than last year's projections



## **HSA Budget Strategies**

- Maximize revenue opportunities in existing programs
- Look for opportunities to repurpose existing position vacancies and funds to meet new needs

## **Post-Election Uncertainty**

**At this point in time, there have been no changes to any of the programs administered by the Department of Human Services, the Department of Aging and Adult Services and the Office of Early Care and Education.**

However, there are current Congressional efforts to repeal key aspects of the Affordable Care Act.

There is also speculation about pulling back Federal funding to Sanctuary Cities.

# Medi-Cal and the Affordable Care Act (ACA)

**Medi-Cal provides health care services to more than 13 million low-income Californians.**

Funded with both state and federal dollars, enrollment in Medi-Cal increased by several million after the implementation of ACA, in part by expanding coverage to low-income adults who were previously ineligible.

- Approximately one in four San Franciscans now receives Medi-Cal coverage.
- Enrollment has nearly doubled since implementation in 2013, from approx. 101,000 individuals to 195,000+ in 2016.
- All immigrants who meet the income guidelines can receive Medi-Cal emergency and pregnancy care, regardless of immigration status. All immigrant children can receive full-scope Medi-Cal, regardless of immigration status.

# Affordable Care Act (ACA)

Nationally, ACA provides medical insurance for nearly 20 million Americans.

The incoming Presidential administration and Republican Controlled Congress have indicated their intention to repeal and replace the ACA.

Emerging strategy is “*Repeal and Delay*” the effective repeal date for 2 or 3 years

- Congress is using the budget reconciliation process to try to repeal key provisions, including.
  - Federal funding provided each year to states that have expanded eligibility for Medicaid. (estimated at \$15 billion for California)
  - Subsidies for private health insurance coverage obtained through the public exchange markets (estimated at \$5 billion for California)
  - Tax penalties imposed on people who go without insurance and on larger employers who do not offer coverage to employees.
- The new administration supports some of the existing provisions, including coverage for pre-existing conditions and allowing parents to keep their children on their insurance until age 26.
- There is speculation that states could have the option to keep Medicaid expansion but on their own dime

CITY & COUNTY OF SAN FRANCISCO

HUMAN SERVICES AGENCY

## **Federal Funding to Sanctuary Cities**

**The incoming Presidential administration has indicated its intention to defund sanctuary cities.**

Implementing this “policy” would require acts of Congress with regard to each programmatic funding source.

To now, there has been no legislative action taken to block San Francisco from receiving federal funding.

It is unclear how efforts to defund would advance without significant implications for public health and safety, infrastructure, and education initiatives for millions of individuals and families.

**Mayor Lee has reaffirmed his commitment to ensuring that San Francisco remains a Sanctuary City.**

CITY & COUNTY OF SAN FRANCISCO

HUMAN SERVICES AGENCY



# DAAS Highlights

- OOA Nutrition program received an additional \$2.9M in funding for FY16.17 through addbacks from both the Mayor's Office and Board of Supervisors
- Funding was provided to pilot a Home Care program for clients who earn slightly too much to qualify for IHSS
- New programming for Senior Employment, LGBT Isolation, extending funding for senior and adults with disabilities housing subsidies, case management wage increases, and Village program expansions
- Funding shifted over from DPH for the Scattered Site housing program

# DAAS Highlights

32 New Positions were added to the DAAS Budget in FY16-17 including:

- New Unit in Adult Protective Services focused on high-risk cases of self-neglect and potential evictions
- New IHSS Intake Unit to help address the 10% increase in Intakes since 2012 as well as screening for dementia and depression
- Expansion in the IHSS Quality Assurance staffing
- Additional supervision for the IHSS Care Transitions program
- Support for the Public Conservator, Dignity Fund, and a new Deputy Director position

# DAAS Highlights

## *Implementing the Dignity Fund*

- Dignity Fund Coalition, DAAS, and HSA currently meet biweekly to:
  - ✓ Create an Oversight and Advisory Committee (OAC)
  - ✓ Establish a planning process for FY17-18 Dignity Fund expenditures
    - Baseline Dignity Fund budget is \$38 million
    - Additional \$6 million will be added in FY17-18 and must be allocated
  
- To support Dignity Fund planning beginning in FY16-17, DAAS will:
  - ✓ Develop internal capacity to support the Dignity Fund
  - ✓ Fund consulting services to conduct surveys and focus groups
  
- DAAS will work with the OAC to:
  - ✓ Conduct a Community Needs Assessment (FY17-18)
  - ✓ Develop a Service and Allocation Plan (FY18-19)

## DAAS FY17-18 & FY18-19 Budget Timeline

- Dec 8 Mayor's Budget Instructions Released
- Jan 10 HSA Budget Meeting with Community and CBO partners
- Feb 1 DAAS Finance Committee Meeting – 1st budget meeting
- Feb 15 Aging & Adult Services Commission – 2nd budget meeting
- Feb 21 Agency Proposed Budget due to Mayor
- June 1 Mayor submits budget to Board of Supervisors (BoS)
- June BoS Budget Committee Hearings
- July Budget Considered at BoS

# Presentation Link

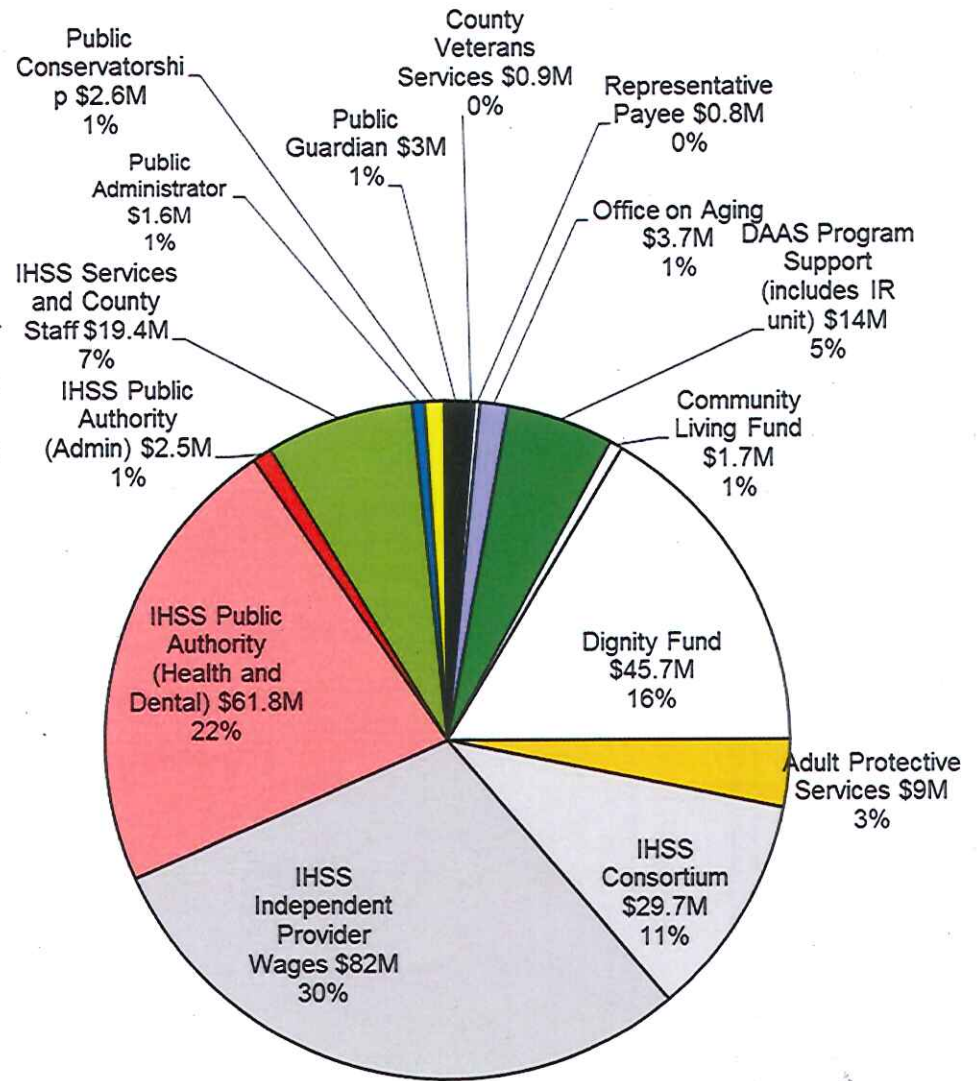
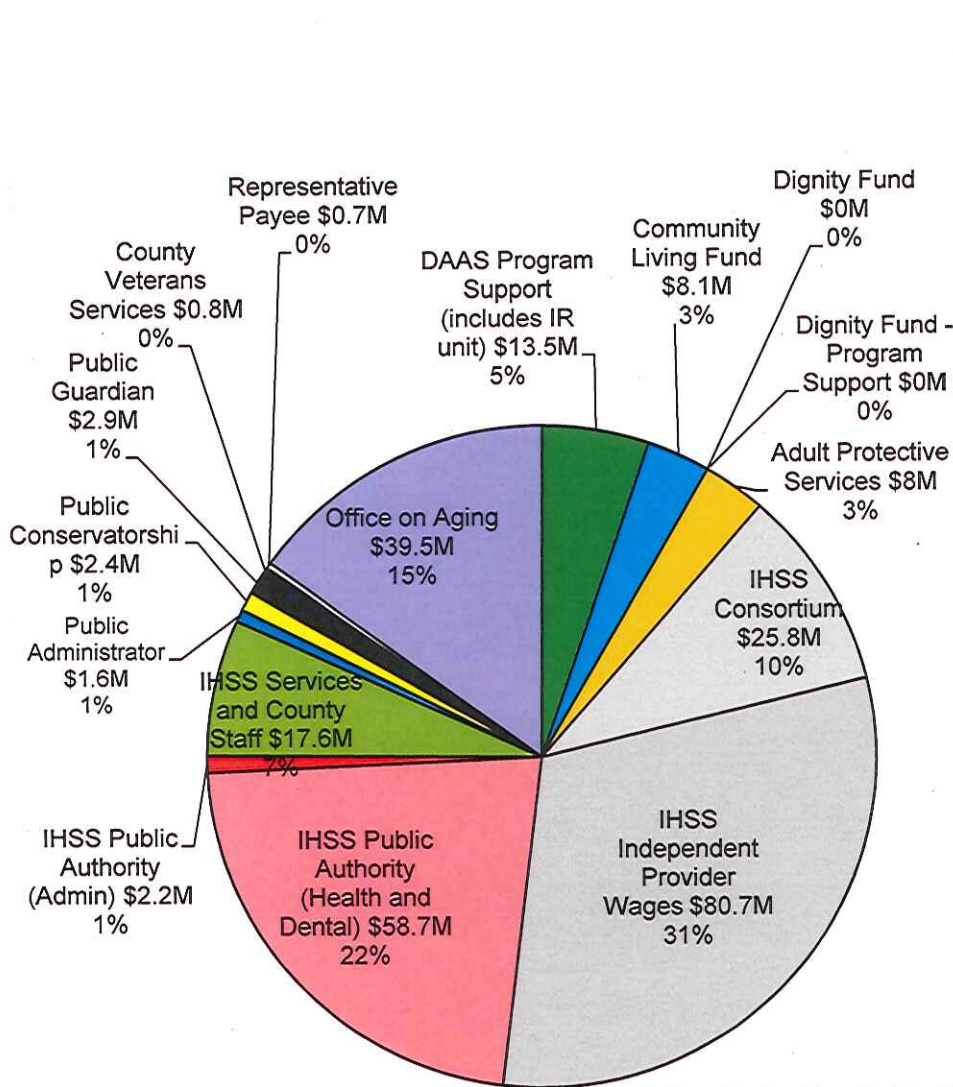
<http://www.sfhsa.org/7023.htm>



# Department of Aging & Adult Services

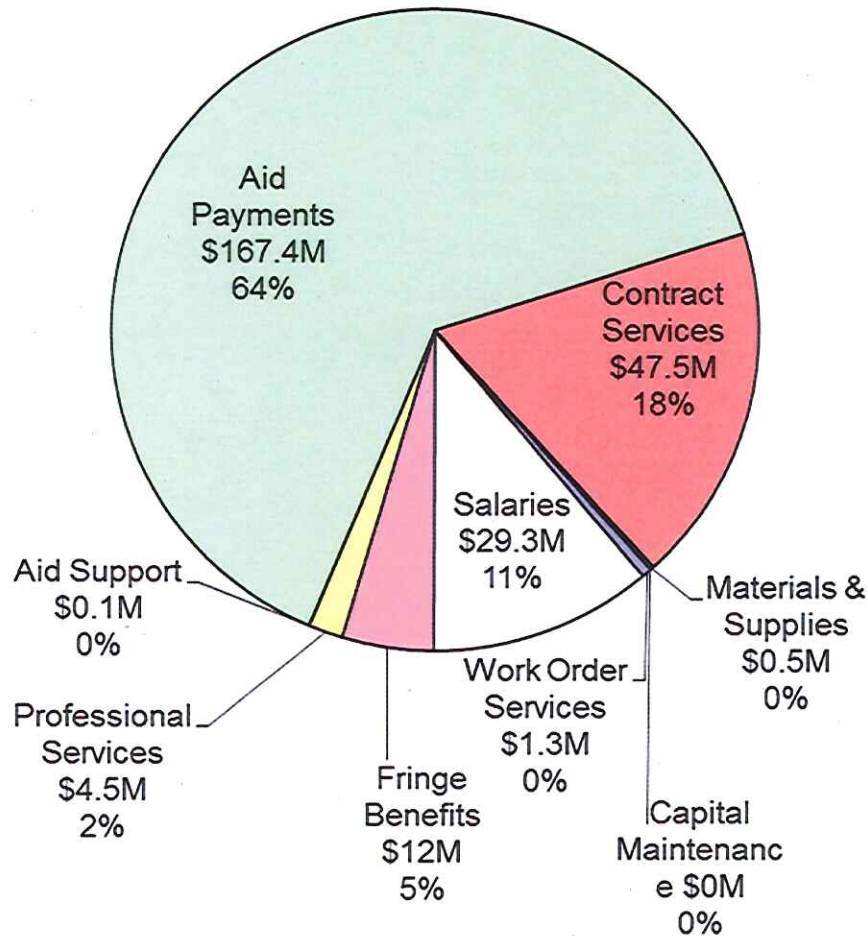
DAAS FY17-18 Proposed Budget Budget by Program \$278.6M

DAAS FY16-17 Original Budget by Program \$262.6M

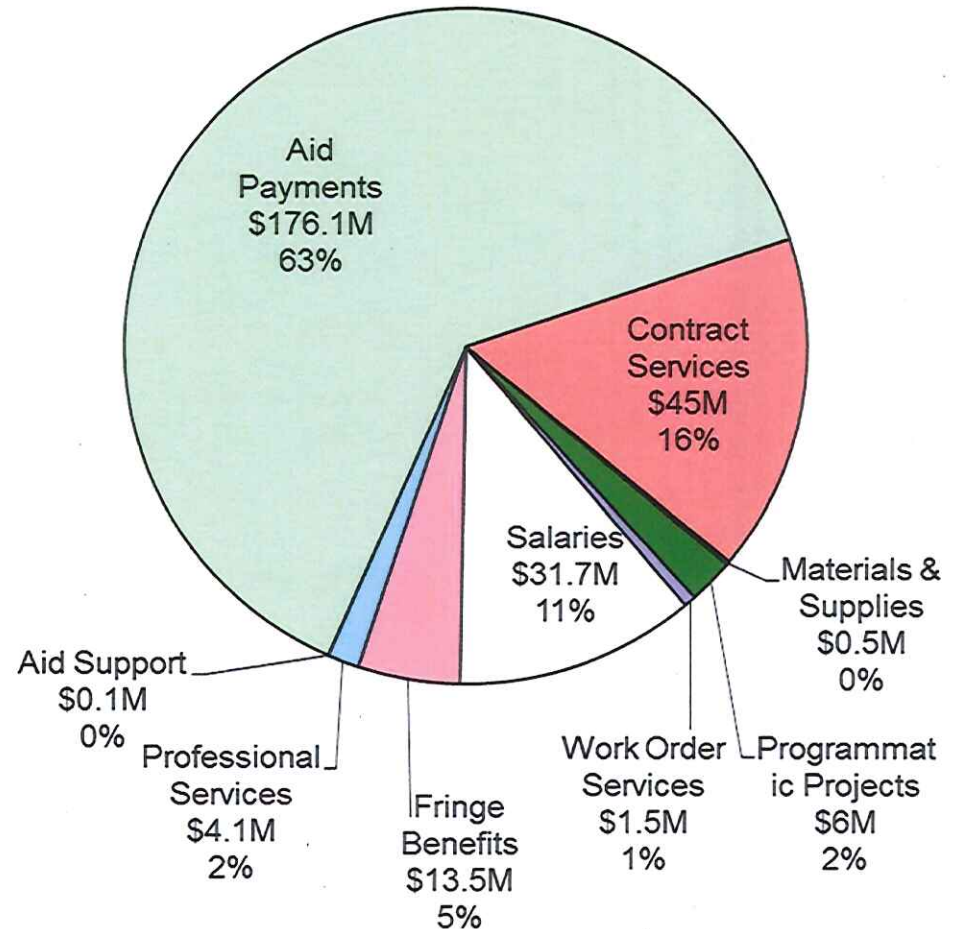


# Department of Aging & Adult Services

FY16-17 Original DAAS Budget by Character  
\$262.6M



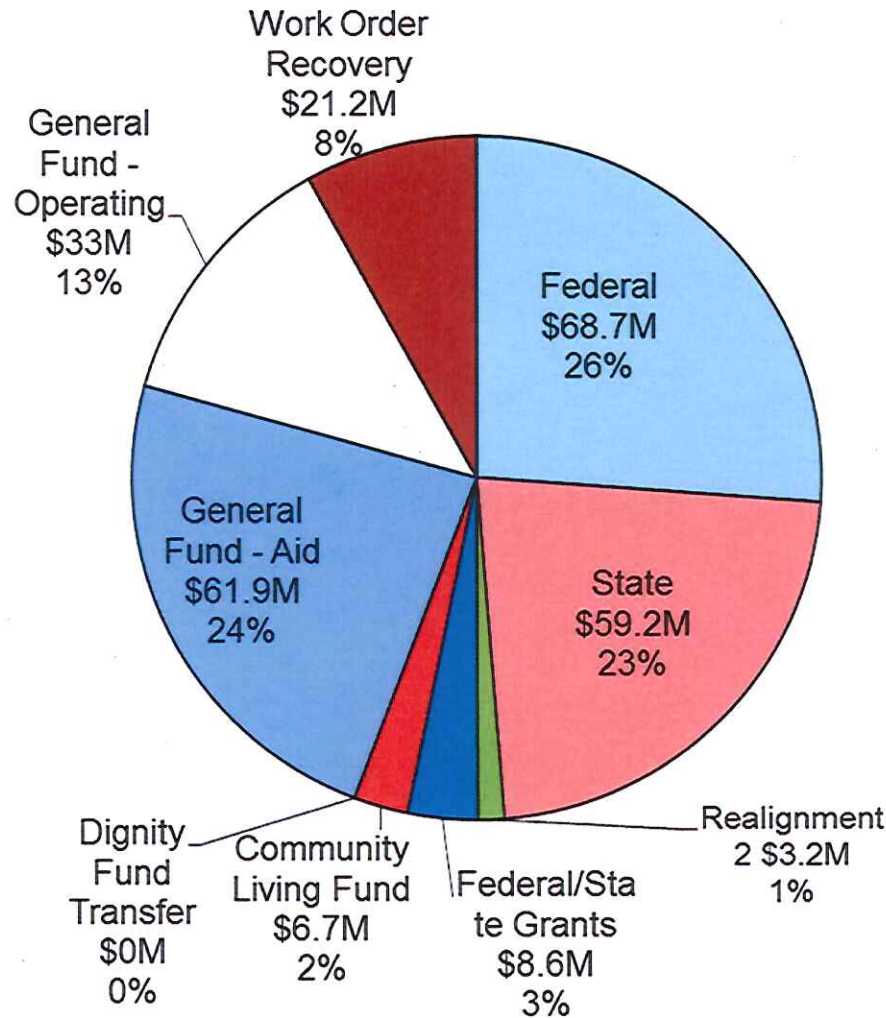
FY17-18 Proposed Budget DAAS Budget by Character  
\$278.6M



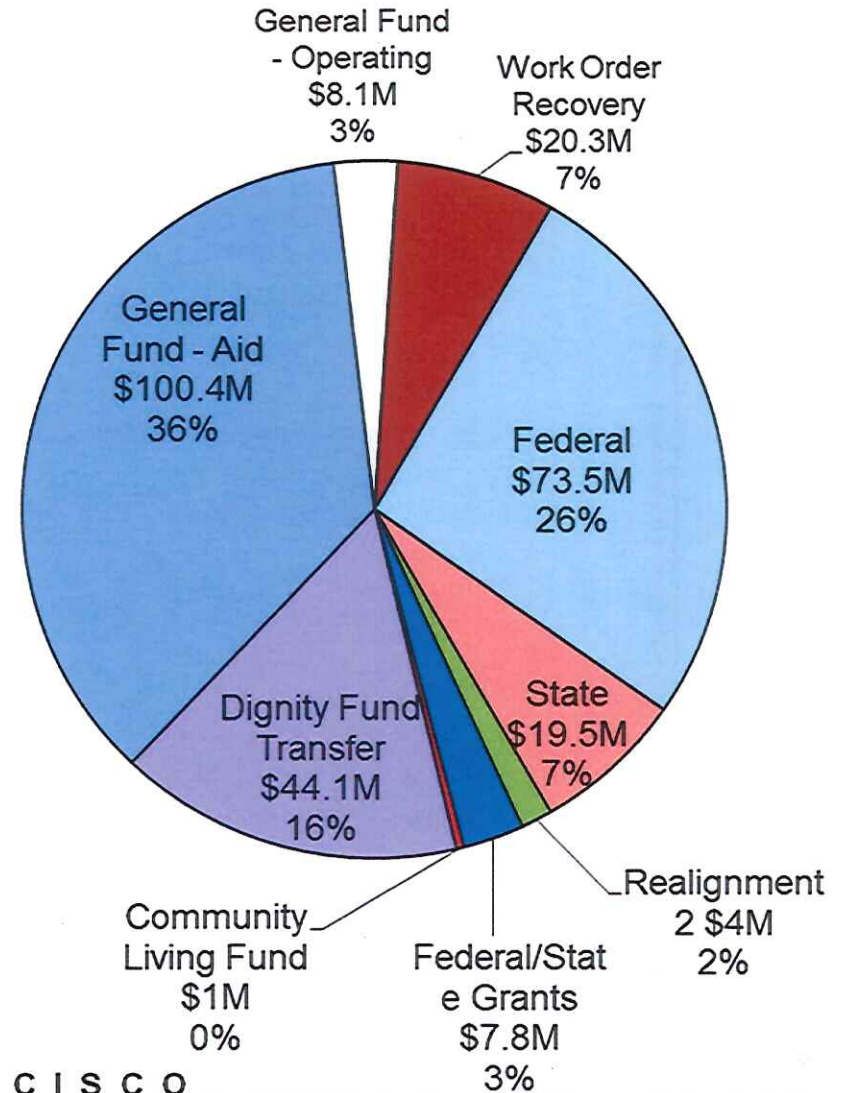


# Department of Aging & Adult Services

**DAAS FY16-17 Original Budget By Sources**  
\$262.6M



**DAAS FY17-18 Proposed Budget Budget By Sources**  
\$278.6M



**Human Services Agency  
Budget Overview**

<b>DAAS Budget by Program</b>	<b>FY16-17 Original</b>	<b>FY17-18 Proposed Budget</b>	<b>\$ Change</b>
Adult Protective Services	\$7,996,650	\$9,009,421	\$1,012,771
IHSS Consortium	\$25,756,268	\$29,747,940	\$3,991,672
IHSS Independent Provider Wages	\$80,724,565	\$82,017,422	\$1,292,858
IHSS Public Authority (Health and Dental)	\$58,688,576	\$61,811,310	\$3,122,734
IHSS Public Authority (Admin)	\$2,204,168	\$2,538,786	\$334,618
IHSS Services and County Staff	\$17,629,229	\$19,432,359	\$1,803,130
Public Administrator	\$1,595,760	\$1,638,747	\$42,987
Public Conservatorship	\$2,390,982	\$2,588,385	\$197,403
Public Guardian	\$2,910,946	\$3,038,067	\$127,122
County Veterans Services	\$813,654	\$865,337	\$51,682
Representative Payee	\$738,211	\$768,323	\$30,112
Office on Aging	\$39,525,181	\$3,684,514	(\$35,840,667)
DAAS Program Support (includes IR unit)	\$13,510,573	\$14,036,113	\$525,540
Community Living Fund	\$8,073,456	\$1,684,708	(\$6,388,748)
Dignity Fund	\$0	\$45,560,699	\$45,560,699
Dignity Fund - Program Support	\$0	\$160,624	\$160,624
<b>DAAS Total</b>	<b>\$262,558,217</b>	<b>\$278,582,755</b>	<b>\$16,024,538</b>

<b>DAAS Budget by Character</b>	<b>FY16-17 Original</b>	<b>FY17-18 Proposed Budget</b>	<b>\$ Change</b>
Salaries	\$29,301,704	\$31,723,958	\$2,422,253
Fringe Benefits	\$12,004,831	\$13,463,480	\$1,458,649
Professional Services	\$4,494,285	\$4,115,573	(\$378,712)
Aid Support	\$80,000	\$80,000	\$0
Aid Payments	\$167,373,576	\$176,115,458	\$8,741,882
Contract Services	\$47,538,734	\$45,027,678	(\$2,511,056)
Materials & Supplies	\$510,079	\$510,079	\$0
Programmatic Projects	\$0	\$6,000,000	\$6,000,000
Work Order Services	\$1,255,008	\$1,546,529	\$291,521
<b>DAAS Total</b>	<b>\$262,558,217</b>	<b>\$278,582,755</b>	<b>\$16,024,537</b>

**Human Services Agency  
DAAS Expenditure Budget Detail**

Budget by Program by Character	Char	Sub Object	Sub Object Title	FY16-17 Original	FY17-18 Proposed Budget	Difference to Original
ADULT PROTECTIVE SERVICES	001	00101	MISC-REGULAR	5,446,860	6,046,373	599,513
		00401	NURSES-REGULAR	0	0	0
		00901	PREMIUM PAY - MISC	65,000	65,000	0
	013	013	Fringe Benefits	2,205,504	2,558,762	353,258
	021	02200	TRAINING - BUDGET	5,400	5,400	0
		02302	LOCAL FIELD EXP	8,800	8,800	0
		02401	MEMBERSHIP FEES	400	400	0
		02711	SOCIAL SERVICES CONTRACTS	146,000	206,000	60,000
	036	03662	APS-BASIC SERVICES	80,000	80,000	0
	038	03801	COMMUNITY BASED ORGANIZATION SERVICES	38,686	38,686	0
040	04921	DATA PROCESSING SUPPLIES	0	0	0	
<b>ADULT PROTECTIVE SERVICES Total</b>				<b>7,996,650</b>	<b>9,009,421</b>	<b>1,012,771</b>
COMMUNITY LIVING FUND	001	00101	MISC-REGULAR	397,378	413,454	16,075
	013	013	Fringe Benefits	159,610	176,851	17,241
	021	02711	SOCIAL SERVICES CONTRACTS	2,891,441	0	(2,891,441)
		03500	OTHER CURRENT EXPENSES - BUDGET	5,000	5,000	0
	038	03801	COMMUNITY BASED ORGANIZATION SERVICES	4,524,026	993,403	(3,530,623)
	081	081HS	GF-CHS-MEDICAL SERVICE	96,000	96,000	0
	091	0932K	OTO TO 2S/HWF-HUMAN WELFARE FUND	6,697,463	985,785	(5,711,678)
	069	06B00	PROGRAMMATIC PROJECTS-BUDGET-CFWD		0	0
	ELU	ELIMUD	TRANSFER ADJUSTMENTS-USES	(6,697,463)	(985,785)	5,711,678
<b>COMMUNITY LIVING FUND Total</b>				<b>8,073,456</b>	<b>1,684,708</b>	<b>(6,388,748)</b>
COUNTY VETERANS SERVICES	001	00101	MISC-REGULAR	570,936	604,702	33,765
	013	013	Fringe Benefits	242,718	260,635	17,917
<b>COUNTY VETERANS SERVICES Total</b>				<b>813,654</b>	<b>865,337</b>	<b>51,682</b>



**Human Services Agency  
DAAS Expenditure Budget Detail**

Budget by Program by Character	Char	Sub Object	Sub Object Title	FY16-17 Original	FY17-18 Proposed Budget	Difference to Original
DAAS PROGRAM SUPPORT	001	00101	MISC-REGULAR	3,500,312	3,752,571	252,260
		00401	NURSES-REGULAR	780,277	801,589	21,312
		00501	TEMP-REGULAR-MISC	8,000	8,000	0
		00901	PREMIUM PAY - MISC	10,000	10,000	0
	013	013	Fringe Benefits	1,661,915	1,851,495	189,580
	021	02105	NON-AIR TRAVEL - EMPLOYEES	3,598	3,598	0
		02200	TRAINING - BUDGET	23,600	23,600	0
		02302	LOCAL FIELD EXP	11,427	11,427	0
		02401	MEMBERSHIP FEES	39,600	39,600	0
		02711	SOCIAL SERVICES CONTRACTS	758,462	551,445	(207,017)
		03500	OTHER CURRENT EXPENSES - BUDGET	6,402	27,269	20,867
		03571	SUBSCRIPTIONS	0	41,000	41,000
		03596	SOFTWARE LICENSING FEES		0	0
	038	03801	COMMUNITY BASED ORGANIZATION SERVICES	5,717,739	5,951,842	234,103
	040	04000	MATERIALS & SUPPLIES-BUDGET	140,530	140,530	0
		04699	FOOD		0	0
		04921	DATA PROCESSING SUPPLIES	268,543	241,978	(26,565)
		04941	MINOR FURNISHINGS		0	0
		04951	OTHER OFFICE SUPPLIES	20,310	20,310	0
	081	081H2	GF-HR-MGMT TRAINING	908	908	0
		081HS	GF-CHS-MEDICAL SERVICE	366,750	366,750	0
		081M2	GF-CHF-YOUTH WORKS	3,200	3,200	0
		081CW	TIS-CITYWATCH (AAO)	0	0	0
081TY		MUNI RAILWAY - TAXI COMMISSION	189,000	189,000	0	
<b>DAAS PROGRAM SUPPORT Total</b>				<b>13,510,573</b>	<b>14,036,113</b>	<b>525,540</b>

**Human Services Agency  
DAAS Expenditure Budget Detail**

Budget by Program by Character	Char	Sub Object	Sub Object Title	FY16-17 Original	FY17-18 Proposed Budget	Difference to Original
DIGNITY FUND	001	00101	MISC-REGULAR	0	114,495	114,495
	013	013	Fringe Benefits	0	46,130	46,130
	021	02711	SOCIAL SERVICES CONTRACTS	0	3,105,814	3,105,814
		03500	OTHER CURRENT EXPENSES - BUDGET	0	0	0
	038	03801	COMMUNITY BASED ORGANIZATION SERVICES	0	36,034,563	36,034,563
	040	04921	DATA PROCESSING SUPPLIES	0	26,565	26,565
	081	081TY	MUNI RAILWAY - TAXI COMMISSION	0	233,132	233,132
	ELU	ELIMUD	TRANSFER ADJUSTMENTS-USES	0	0	0
	06P	06P00	PROGRAMMATIC PROJECTS-BUDGET	0	6,000,000	6,000,000
910	9201G	CTI FR 1G-GENERAL FUND	0	0	0	
<b>DIGNITY FUND Total</b>				<b>0</b>	<b>45,560,699</b>	<b>45,560,699</b>
DIGNITY FUND - Program Su	001	00101	MISC-REGULAR	0	114,495	114,495
	013	013	Fringe Benefits	0	46,129	46,129
<b>DIGNITY FUND - Program Support Total</b>				<b>0</b>	<b>160,624</b>	<b>160,624</b>
IHSS County Staff	001	00101	MISC-REGULAR	11,849,598	12,942,626	1,093,028
		00401	NURSES-REGULAR	0	0	0
		00501	TEMP-REGULAR-MISC	64,125	64,125	0
		00901	PREMIUM PAY - MISC	130,815	130,815	0
		01101	OVERTIME - MISC	36,202	36,202	0
	013	013	Fringe Benefits	5,109,237	5,843,315	734,078
	021	02711	SOCIAL SERVICES CONTRACTS	20,000	20,000	0
		03011	PROPERTY RENT	0	0	0
		03551	COPY MACHINE	10,640	10,640	0
	038	03801	COMMUNITY BASED ORGANIZATION SERVICES	273,660	249,684	(23,976)
	040	04000	MATERIALS & SUPPLIES-BUDGET	20,696	20,696	0
		04931	FORMS	50,000	50,000	0
	081	081RR	GF-RENT PAID TO REAL ESTATE	64,256	64,256	0
<b>IHSS County Staff Total</b>				<b>17,629,229</b>	<b>19,432,359</b>	<b>1,803,130</b>
IHSS SERVICES	001	00101	MISC-REGULAR	0	0	(0)
	021	02711	SOCIAL SERVICES CONTRACTS	0	0	0
		02761	SYSTEMS CONSULTING SERVICES	0	0	0
	037	03751	IHSS CONTRACT PAYMENTS	25,756,268	29,747,940	3,991,672
		03753	IHSS IP PUBLIC AUTHORITY ADMIN	60,892,744	64,350,096	3,457,352
		03781	IHSS IP PAYMENTS	80,724,565	82,017,422	1,292,858
040	04951	OTHER OFFICE SUPPLIES	0	0	0	
<b>IHSS SERVICES Total</b>				<b>167,373,576</b>	<b>176,115,458</b>	<b>8,741,882</b>

**Human Services Agency  
DAAS Expenditure Budget Detail**

Budget by Program by Character	Char	Sub Object	Sub Object Title	FY16-17 Original	FY17-18 Proposed Budget	Difference to Original
OFFICE ON AGING	001	00101	MISC-REGULAR	1,015,448	973,309	(42,139)
		001	Salaries	0	0	0
	013	013	Fringe Benefits	426,702	302,842	(123,860)
	021	02100	TRAVEL-BUDGET	1,270	1,270	0
		02105	NON-AIR TRAVEL - EMPLOYEES		0	0
		02200	TRAINING - BUDGET		0	0
		02711	SOCIAL SERVICES CONTRACTS	552,245	44,310	(507,935)
		02703	TRANSPORTATION SERVICES	10,000	10,000	0
	036	03661	SPECIAL CIRCUMSTANCES FOR ADULTS	0	0	0
	038	03801	COMMUNITY BASED ORGANIZATION SERVICES	36,984,622	1,759,499	(35,225,123)
	040	04000	MATERIALS & SUPPLIES-BUDGET		0	0
		04699	FOOD		0	0
		04999	OTHER MATERIALS & SUPPLIES		0	0
	081	081HS	GF-CHS-MEDICAL SERVICE	0	274,575	274,575
		081MR	EF-MUNICIPAL RAILWAY		0	0
		081UH	GF-PUC-HETCH HETCHY		0	0
		081TY	MUNI RAILWAY - TAXI COMMISSION	534,894	318,708	(216,186)
069	06B00	PROGRAMMATIC PROJECTS-BUDGET-CFWD		0	0	
06P	06P00	PROGRAMMATIC PROJECTS-BUDGET	0	0	0	
<b>OFFICE ON AGING Total</b>				<b>39,525,181</b>	<b>3,684,514</b>	<b>(35,840,668)</b>
PUBLIC ADMINISTRATOR	001	00101	MISC-REGULAR	1,134,243	1,142,429	8,186
		00901	PREMIUM PAY - MISC	13,660	13,660	0
	013	013	Fringe Benefits	447,857	482,658	34,801
<b>PUBLIC ADMINISTRATOR Total</b>				<b>1,595,760</b>	<b>1,638,747</b>	<b>42,987</b>
PUBLIC CONSERVATORSHI	001	00101	MISC-REGULAR	1,659,750	1,793,261	133,511
		00901	PREMIUM PAY - MISC	20,000	20,000	0
	013	013	Fringe Benefits	711,232	775,124	63,892
<b>PUBLIC CONSERVATORSHI Total</b>				<b>2,390,982</b>	<b>2,588,385</b>	<b>197,403</b>
PUBLIC GUARDIAN	001	00101	MISC-REGULAR	2,072,818	2,136,769	63,952
		00901	PREMIUM PAY - MISC	10,000	10,000	0
	013	013	Fringe Benefits	818,128	881,298	63,170
	040	04000	MATERIALS & SUPPLIES-BUDGET	10,000	10,000	0
<b>PUBLIC GUARDIAN Total</b>				<b>2,890,946</b>	<b>2,937,067</b>	<b>46,121</b>
REPRESENTATIVE PAYEE	001	00101	MISC-REGULAR	516,283	530,082	13,799
	013	013	Fringe Benefits	221,928	238,241	16,313
<b>REPRESENTATIVE PAYEE Total</b>				<b>738,211</b>	<b>768,323</b>	<b>30,112</b>
<b>Grand Total</b>				<b>262,558,217</b>	<b>278,582,755</b>	<b>16,024,537</b>

**Human Services Agency  
DAAS Revenue Budget Detail**

DAAS Revenue Budget	Index Code	Subobject	Title	FY16-17 Original	FY17-18 Proposed Budget	\$ Change
CLF Transfer	SSSSCLTC301G	9301G	Intrafund Transfer In/Out from AAA to DSS (for CLF project)	6,697,463	985,785	(5,711,678)
		ELIMSD	Transfer Adjustment for Community Living Fund	(6,697,463)	(985,785)	5,711,678
DAAS/Fed/Hlth	45ADREVS	40105	APS/CSBG Health-Related Title XIX	4,528,869	4,517,539	(11,330)
		40145	IHSS Title XIX	16,255,530	16,775,462	519,933
	45ASALGR	44939	DAAS Alzheimer's Grant	1,000,000	0	(1,000,000)
	45ASCL	40108	CLF Partial CSBG-HR	938,517	1,096,322	157,805
			CLF Partial CSBG-SPMP	236,707	0	(236,707)
	45ASELAB2	44931	DAAS Elder Abuse Prevention	12,819	13,157	338
	45ASFCSS2	44931	DAAS Family Caregiver Support	394,075	442,018	47,943
	45ASHICAP2	44931	DAAS HICAP Grant	136,380	136,380	0
	45ASMIPPA4	44931	DAAS MIPPA 4 Grant	38,018	38,018	0
	45ASNAPED	44931	DAAS SNAP-Ed	41,598	69,201	27,603
	45ASNUTR2	44931	DAAS Title III Nutrition	1,659,825	1,775,015	115,190
	45ASREFU	44931	DOL Refugee Grant (DAAS)	27,787	27,787	0
	45ASSUPP2	44931	DAAS Title III/VI Supportive services	1,036,186	1,057,111	20,925
	45ASUSDA2	44931	DAAS USDA Nutrition	1,687,749	1,687,749	0
DAAS/Fed/Hlth/aid	45ADREVS	40204	IHSS Contract Title XIX Share (Aid)	14,020,113	16,246,068	2,225,955
		40211	IHSS Public Authority Title XIX Share (Aid)	33,882,684	35,919,635	2,036,951
DAAS/Gift	45ASCL	65120	CLF SFHP CBAS Assessments	202,840	202,840	0
	45ASHC	78101	Hospital Council Program	504,447	504,447	0
DAAS/Realignment 2	45ADREVS	45701	Adult Protective Services-AB 118	3,213,249	4,021,267	808,018
DAAS/State/Other	45ADREVS	30490	Interest Revenue -- Public Administrator	120,000	120,000	0
			Interest Revenue -- Public Guardian	30,000	30,000	0
			Interest Rev-Rep Payee	10,000	10,000	0
	45145		IHSS Administration	18,921,000	13,641,564	(5,279,436)
	45169		Veterans Services-State	61,000	61,000	0
	60128		Administrator Fee -- Public Guardian (45ASAD)	400,000	400,000	0
	60129		Attorney Fee -- Public Guardian (45ASAD)	150,000	150,000	0
	60131		Bond Fee -- Public Guardian	16,000	12,500	(3,500)
	60133		Administrator Fee -- Public Administrator	340,000	400,000	60,000
	60134		Attorney Fee -- Public Administrator	180,000	220,000	40,000
	60135		Bond Fee -- Public Administrator	25,000	35,000	10,000
	60138		IMD Fee-Rep Payee	50,000	40,000	(10,000)
	60146		Rep Payee Fees - Revenue	190,000	190,000	0
	45ASHICAP2	48999	DAAS HICAP Grant	228,390	228,390	0
	45ASNUTR2	48999	DAAS Title III Nutrition	409,362	442,204	32,842
	45ASOBMC2	48999	DAAS Ombudsman Initiative	23,410	44,809	21,399
	45ASOBMP2	48999	DAAS Ombudsman Public Health L. & C Program Funds	5,389	5,389	0
	45ASOBMS2	48999	Ombudsman State Funding	13,472	13,472	0

**Human Services Agency  
DAAS Revenue Budget Detail**

DAAS Revenue Budget	Index Code	Subobject	Title	FY16-17 Original	FY17-18 Proposed Budget	\$ Change
	45ASSNFQ	48999	SNF Quality and Accountability	25,596	25,596	0
DAAS/State/Other/aid	45ADREVS	45204	IHSS Contract (Aid)	11,736,155	3,346,044	(8,390,111)
		45211	IHSS Public Authority State Share (Aid)	27,010,059	808,016	(26,202,043)
DAAS/Work Order Rec	45ADOH	086HO	Work Order Recovery - HOM Dept.	7,000	7,000	0
	45ASAP	086HM	Work Order Recovery - Community Mental Health	30,000	30,000	0
	45ASGF	086HM	Recovery - DAAS - DPH MV Transportation 086HM	40,000	40,000	0
		086HO	Work Order Recovery - HOM Dept.	2,247,000	747,000	(1,500,000)
	45ASIH	086HG	IHSS Work Order Recovery from DPH	18,854,691	19,406,159	551,468
		086HL	Recovery - DAAS GF Only - DPH 086HL	20,000	30,000	10,000
DIG Transfer	SSSSDIGN201G	9201G	Intrafund Transfer In/Out from AAA to DIG (for Dignity Fund)	0	44,072,144	44,072,144
		ELIMSD	Transfer Adjustment for Dignity Fund	0	(44,072,144)	(44,072,144)
<b>Grand Total</b>				<b>160,960,917</b>	<b>125,014,159</b>	<b>(35,946,758)</b>



DAAS Position Detail

Program	Class	Civil Service Title	FY16-17	Annualiza		FY17-18	FY17-18	FY17-18	FY17-18	FY17-18	FY17-18
			Orig Bgt FTE	tions of FY 16-17 Changes	Reassg						
<b>ADULT PROTECTIVE SERVICES</b>											
	0923	Manager II	0.77	0.23							0.23 1.00
	0931	Manager III	1.00								0.00 1.00
	1404	Clerk	1.00								0.00 1.00
	1408	Principal Clerk	0.00								0.00 0.00
	1426	Senior Clerk Typist	2.00								0.00 2.00
	1820	Junior Administrative Analyst	0.00								0.00 0.00
	1822	Administrative Analyst	1.00								0.00 1.00
	2320	Registered Nurse	0.00								0.00 0.00
	2904	Human Services Technician	3.00								0.00 3.00
	2910	Social Worker	0.00								0.00 0.00
	2912	Senior Social Worker	0.00								0.00 0.00
	2918	HSA Social Worker	1.00								0.00 1.00
	2924	Medical Social Work Supervisor	0.00								0.00 0.00
	2940	Protective Services Worker	43.62	1.38							1.38 45.00
	2944	Protective Services Supervisor	7.77	0.23							0.23 8.00
<b>ADULT PROTECTIVE SERVICES Total</b>			<b>61.16</b>	<b>1.84</b>	<b>0.00</b>	<b>0.00</b>	<b>0.00</b>	<b>0.00</b>	<b>0.00</b>	<b>0.00</b>	<b>1.84 63.00</b>
<b>COMMUNITY LIVING FUND</b>											
	1822	Administrative Analyst	1.00								0.00 1.00
	2930	Psychiatric Social Worker	1.00				(1.00)				(1.00) 0.00
	2940	Protective Services Worker	2.00				1.00				1.00 3.00
<b>COMMUNITY LIVING FUND Total</b>			<b>4.00</b>	<b>0.00</b>	<b>0.00</b>	<b>0.00</b>	<b>0.00</b>	<b>0.00</b>	<b>0.00</b>	<b>0.00</b>	<b>0.00 4.00</b>
<b>COUNTY VETERANS SERVICES</b>											
	1404	Clerk	1.00								0.00 1.00
	2913	Program Specialist	0.00				5.00				5.00 5.00
	2917	Program Support Analyst	0.00				1.00				1.00 1.00
	4230	Estate Investigator	5.00				(5.00)				(5.00) 0.00
	4231	Senior Estate Investigator	1.00				(1.00)				(1.00) 0.00
<b>COUNTY VETERANS SERVICES Total</b>			<b>7.00</b>	<b>0.00</b>	<b>0.00</b>	<b>0.00</b>	<b>0.00</b>	<b>0.00</b>	<b>0.00</b>	<b>0.00</b>	<b>0.00 7.00</b>
<b>DAAS PROGRAM SUPPORT</b>											
	0111	Board/Commission Member, Group I	0.00								0.00 0.00
	0922	Manager I	0.63								0.00 0.63
	0923	Manager II	1.00				1.00				1.00 2.00
	0931	Manager III	1.00								0.00 1.00
	0932	Manager IV	0.00								0.00 0.00
	0952	Deputy Director II	0.00								0.00 0.00
	0953	Deputy Director III	1.77	0.23							0.23 2.00
	0954	Deputy Director IV	0.00								0.00 0.00
	0963	Department Head III	1.00								0.00 1.00
	1404	Clerk	2.00								0.00 2.00
	1426	Senior Clerk Typist	1.00								0.00 1.00
	1454	Executive Secretary III	1.00								0.00 1.00
	1820	Junior Administrative Analyst	0.00								0.00 0.00
	1822	Administrative Analyst	0.00								0.00 0.00
	1823	Senior Administrative Analyst	0.00								0.00 0.00
	1824	Principal Administrative Analyst	1.00				(1.00)				(1.00) 0.00
	1840	Junior Management Assistant	1.00								0.00 1.00
	1842	Management Assistant	1.00								0.00 1.00
	2320	Registered Nurse	4.00								0.00 4.00
	2322	Nurse Manager	1.00								0.00 1.00
	2587	Health Worker III	0.00								0.00 0.00
	2846	Nutritionist	0.00								0.00 0.00
	2903	Hospital Eligibility Worker	0.00								0.00 0.00
	2904	Human Services Technician	0.00								0.00 0.00
	2912	Senior Social Worker	0.00								0.00 0.00
	2914	Social Work Supervisor	0.00								0.00 0.00

DAAS Position Detail

Program	Class	Civil Service Title	FY16-17 Orig Bgt FTE	Annualiza tions of				FY17-18 FTE Changes	FY 17-18 Proposed FTE
				FY 16-17 Changes	FY17-18 Reassg	FY17-18 Subs	FY17-18 New		
	2917	Program Support Analyst	2.00					0.00	2.00
	2918	HSA Social Worker	2.00					0.00	2.00
	2920	Medical Social Worker	12.00					0.00	12.00
	2924	Medical Social Work Supervisor	2.77	0.23				0.23	3.00
	2940	Protective Services Worker	5.00					0.00	5.00
	2944	Protective Services Supervisor	3.00					0.00	3.00
	4230	Estate Investigator	0.00					0.00	0.00
<b>DAAS PROGRAM SUPPORT Total</b>			<b>44.17</b>	<b>0.46</b>	<b>0.00</b>	<b>0.00</b>	<b>0.00</b>	<b>0.46</b>	<b>44.63</b>
<b>DIGNITY FUND</b>									
	2917	Program Support Analyst	0.00		1.00		0.00	1.00	1.00
<b>DIGNITY FUND Total</b>			<b>0.00</b>	<b>0.00</b>	<b>1.00</b>	<b>0.00</b>	<b>0.00</b>	<b>1.00</b>	<b>1.00</b>
<b>DIGNITY FUND - Program Support</b>									
	2917	Program Support Analyst			1.00		0.00	1.00	1.00
<b>DIGNITY FUND - Program Support Total</b>			<b>0.00</b>	<b>0.00</b>	<b>1.00</b>	<b>0.00</b>	<b>0.00</b>	<b>1.00</b>	<b>1.00</b>
<b>IHSS SERVICES</b>									
	0922	Manager I	0.00					0.00	0.00
	0923	Manager II	3.00			1.00		1.00	4.00
	0932	Manager IV	1.00					0.00	1.00
	1053	IS Business Analyst-Senior	0.00					0.00	0.00
	1404	Clerk	5.00					0.00	5.00
	1406	Senior Clerk	0.00					0.00	0.00
	1408	Principal Clerk	2.00					0.00	2.00
	1424	Clerk Typist	0.00					0.00	0.00
	1426	Senior Clerk Typist	7.00					0.00	7.00
	1446	Secretary II	0.00					0.00	0.00
	1450	Executive Secretary I	0.00					0.00	0.00
	1630	Account Clerk	0.00					0.00	0.00
	1634	Principal Account Clerk	1.00			(1.00)		(1.00)	0.00
	1822	Administrative Analyst	1.00					0.00	1.00
	1842	Management Assistant	0.77	0.23				0.23	1.00
	2320	Registered Nurse	0.00					0.00	0.00
	2903	Hospital Eligibility Worker	0.00					0.00	0.00
	2904	Human Services Technician	29.15	1.85				1.85	31.00
	2905	Senior Eligibility Worker	0.00					0.00	0.00
	2907	Eligibility Worker Supervisor	0.00					0.00	0.00
	2910	Social Worker	0.00					0.00	0.00
	2912	Senior Social Worker	0.00					0.00	0.00
	2913	Program Specialist	5.00					0.00	5.00
	2914	Social Work Supervisor	16.54	0.46		1.00		1.46	18.00
	2916	Social Work Specialist	0.00					0.00	0.00
	2917	Program Support Analyst	0.77	0.23				0.23	1.00
	2918	HSA Social Worker	95.38	1.62		(2.00)		(0.38)	95.00
	2932	Senior Psychiatric Social Worker	0.00					0.00	0.00
	2944	Protective Services Supervisor	0.00					0.00	0.00
<b>IHSS SERVICES Total</b>			<b>167.61</b>	<b>4.39</b>	<b>0.00</b>	<b>(1.00)</b>	<b>0.00</b>	<b>3.39</b>	<b>171.00</b>
<b>OFFICE ON AGING</b>									
	0923	Manager II	1.00					0.00	1.00
	1822	Administrative Analyst	1.00					0.00	1.00
	1823	Senior Administrative Analyst	1.00			(1.00)		(1.00)	0.00
	1842	Management Assistant	1.00					0.00	1.00
	2846	Nutritionist	2.00					0.00	2.00
	2917	Program Support Analyst	4.77	0.23	(1.00)	1.00		0.23	5.00
	2932	Senior Psychiatric Social Worker	0.00					0.00	0.00
<b>OFFICE ON AGING Total</b>			<b>10.77</b>	<b>0.23</b>	<b>(1.00)</b>	<b>0.00</b>	<b>0.00</b>	<b>(0.77)</b>	<b>10.00</b>
<b>PUBLIC ADMINISTRATOR</b>									

DAAS Position Detail

Program	Class	Civil Service Title	FY16-17	Annualiza			FY17-18	FY17-18	FY17-18	FY17-18	FY 17-18
			Orig Bgt FTE	tions of FY 16-17 Changes	FY17-18 Reassg	FY17-18 Subs	FY17-18 New	FY17-18 Deleted	FTE Changes	Proposed FTE	
	0923	Manager II	0.00							0.00	0.00
	0931	Manager III	1.00							0.00	1.00
	0933	Manager V	0.00							0.00	0.00
	1406	Senior Clerk	1.00							0.00	1.00
	1408	Principal Clerk	0.00							0.00	0.00
	1426	Senior Clerk Typist	0.00							0.00	0.00
	1458	Legal Secretary I	2.00				(1.00)			(1.00)	1.00
	1460	Legal Secretary II	1.00				(1.00)			(1.00)	0.00
	1652	Accountant II	0.00							0.00	0.00
	1827	Administrative Services Manager	1.00							0.00	1.00
	1842	Management Assistant	0.00							0.00	0.00
	4230	Estate Investigator	5.00				1.00			1.00	6.00
	4231	Senior Estate Investigator	1.00							0.00	1.00
	8106	Legal Process Clerk	0.00				1.00			1.00	1.00
	8173	Legal Assistant	0.00							0.00	0.00
	8177	Attorney (Civil/Criminal)	1.00							0.00	1.00
	8182	Head Attorney, Civil And Criminal	1.00							0.00	1.00
<b>PUBLIC ADMINISTRATOR Total</b>			<b>14.00</b>	<b>0.00</b>	<b>0.00</b>	<b>0.00</b>	<b>0.00</b>	<b>0.00</b>	<b>0.00</b>	<b>0.00</b>	<b>14.00</b>
<b>PUBLIC CONSERVATORSHIP</b>											
	1430	Transcriber Typist	1.00							0.00	1.00
	1432	Senior Transcriber Typist	1.00							0.00	1.00
	1458	Legal Secretary I	1.00							0.00	1.00
	1822	Administrative Analyst	0.00				1.00			1.00	1.00
	2232	Senior Physician Specialist	0.20							0.00	0.20
	2905	Senior Eligibility Worker	0.00							0.00	0.00
	2908	Senior Hospital Eligibility Worker	0.50				(1.00)			(1.00)	(0.50)
	2912	Senior Social Worker	0.00							0.00	0.00
	2930	Psychiatric Social Worker	(0.00)							0.00	(0.00)
	2932	Senior Psychiatric Social Worker	1.00				(1.00)			(1.00)	0.00
	2933	Conservatorship/Case Management	1.00							0.00	1.00
	2940	Protective Services Worker	13.54	0.46			(1.00)			(0.54)	13.00
	2944	Protective Services Supervisor	0.00				2.00			2.00	2.00
	4230	Estate Investigator	2.00							0.00	2.00
	7334	Stationary Engineer	0.00							0.00	0.00
	8173	Legal Assistant	1.00							0.00	1.00
	8177	Attorney (Civil/Criminal)	0.00							0.00	0.00
<b>PUBLIC CONSERVATORSHIP Total</b>			<b>22.24</b>	<b>0.46</b>	<b>0.00</b>	<b>0.00</b>	<b>0.00</b>	<b>0.00</b>	<b>0.00</b>	<b>0.46</b>	<b>22.70</b>
<b>PUBLIC GUARDIAN</b>											
	1458	Legal Secretary I	5.00				(1.00)			(1.00)	4.00
	1460	Legal Secretary II	0.00				1.00			1.00	1.00
	4230	Estate Investigator	10.00				1.00			1.00	11.00
	4231	Senior Estate Investigator	2.00							0.00	2.00
	8173	Legal Assistant	3.00				(1.00)			(1.00)	2.00
	8177	Attorney (Civil/Criminal)	3.00							0.00	3.00
<b>PUBLIC GUARDIAN Total</b>			<b>23.00</b>	<b>0.00</b>	<b>0.00</b>	<b>0.00</b>	<b>0.00</b>	<b>0.00</b>	<b>0.00</b>	<b>0.00</b>	<b>23.00</b>
<b>REPRESENTATIVE PAYEE</b>											
	1408	Principal Clerk	1.00							0.00	1.00
	1426	Senior Clerk Typist	1.00							0.00	1.00
	1654	Accountant III	0.00							0.00	0.00
	4230	Estate Investigator	5.00							0.00	5.00
	4231	Senior Estate Investigator	0.00							0.00	0.00
<b>REPRESENTATIVE PAYEE Total</b>			<b>7.00</b>	<b>0.00</b>	<b>0.00</b>	<b>0.00</b>	<b>0.00</b>	<b>0.00</b>	<b>0.00</b>	<b>0.00</b>	<b>7.00</b>
<b>Grand Total</b>			<b>360.95</b>	<b>7.38</b>	<b>1.00</b>	<b>(1.00)</b>	<b>0.00</b>	<b>0.00</b>	<b>0.00</b>	<b>7.38</b>	<b>368.33</b>

DAAS Substitution Requests

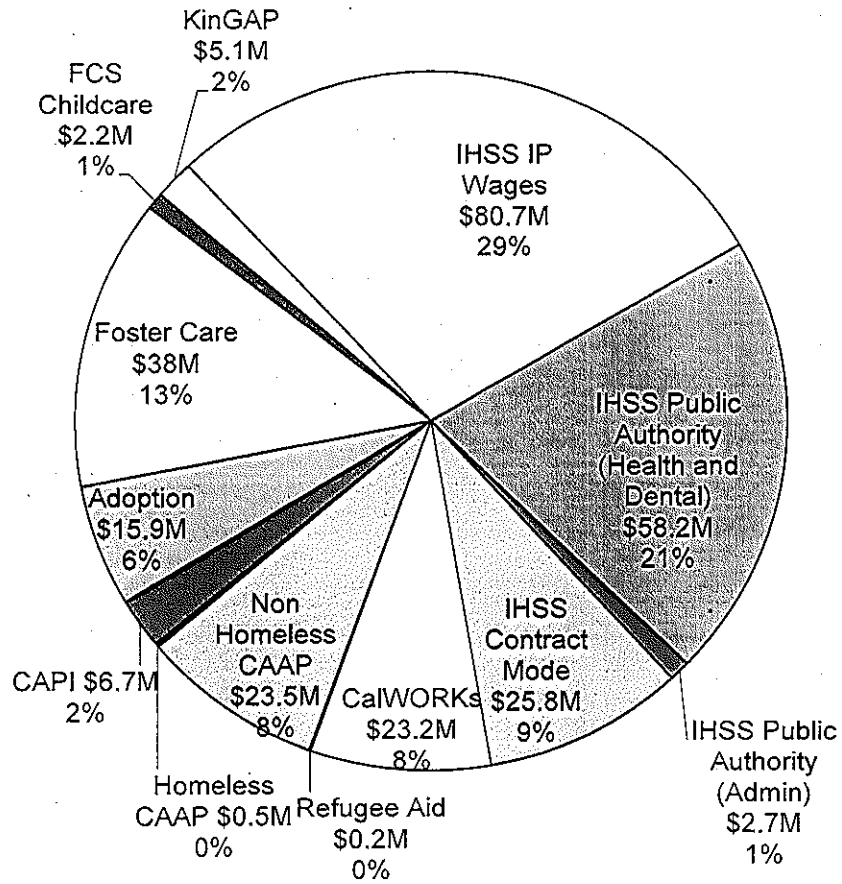
Program	Index Code	FTE	Old Job Class	Old Job title	Old Job Class FY 15-16 Salary (Top Step)	Old Job Class FY 15-16 Fringe	New Job Class	New Job Title	New Job Class FY 15-16 Salary (Top Step)	New Job Class FY 15-16 Fringe	Total Salary and Fringe Change	Rationale
CVSO	45ASVE	5	4230	Estate Investigator	462,940	259,247	2913	Program Specialist	466,426	261,199	5,438	Positions are budgeted: Change is less than 1%
CVSO	45ASVE	1	4231	Senior Estate Investigator	99,586	55,768	2917	Program Support Analyst	114,495	64,117	23,257	New classification is within 15%
IHSS	45ASIH	1	1634	Principal Account Clerk	82,935	46,444	2918	HSA Social Worker	86,716	48,561	5,898	Position is TX'd to a 2918 in the current year.
IHSS	45ASIH	1	2918	HSA Social Worker	86,716	48,561	2914	Social Work Supervisor	97,415	54,552	16,690	Position is TX'd to a 2914 in the current year.
IHSS	45ASIH	2	2918	HSA Social Worker	173,432	97,122	0923	Manager II	138,788	77,721	(54,044)	Currently, IHSS Section Managers support eight or nine units each, often with three or more separate functions. This span of control has become unmanageable. This new manager position will allow us to reduce the number of units to 7 each.
OOA	45ASBT	1	1823	Senior Administrative Analyst	111,411	62,390	2917	Program Support Analyst	114,495	64,117	4,810	Allows for more flexibility within department and workflow is more consistent with 2917 classification.
OOA	45ASAD	1	1824	Principal Administrative Analyst	128,974	72,226	0923	Manager II	138,788	77,721	15,310	Position will plan and implement Dignity Fund
PA	45ASPA	1	1458	Legal Secretary I	86,260	48,306	8106	Legal Process Clerk	64,219	35,963	(34,384)	Budget clean up.
PA	45ASPA	1	1460	Legal Secretary II	92,776	51,954	4230	Estate Investigator	92,588	51,849	(293)	Budget clean up.
PC	45ASPC	1.00	2940	Protective Services Worker	\$106,960	59,898	2944	Protective Services Supervisor	\$120,233	67,331	20,706	Budget clean up.
PG	45ASPG	1.00	1458	Legal Secretary I	\$86,260	48,306	1460	Legal Secretary II	\$92,776	51,954	10,165	Budget clean up.
PG	45ASPG	1.00	8173	Legal Assistant	\$91,247	51,099	4230	Estate Investigator	\$92,588	51,849	2,091	Budget clean up.
CLF	45ASCL	1.00	2930	Psychiatric Social Worker	\$101,866	57,045	2940	Protective Services Worker	\$106,960	59,898	7,948	Budget clean up.
PC	45ASPC	1.00	2908	Senior Hospital Eligibility Worker	\$84,142	47,119	1822	Administrative Analyst	\$95,618	53,546	17,903	Budget clean up.

## DAAS Reassignment Requests

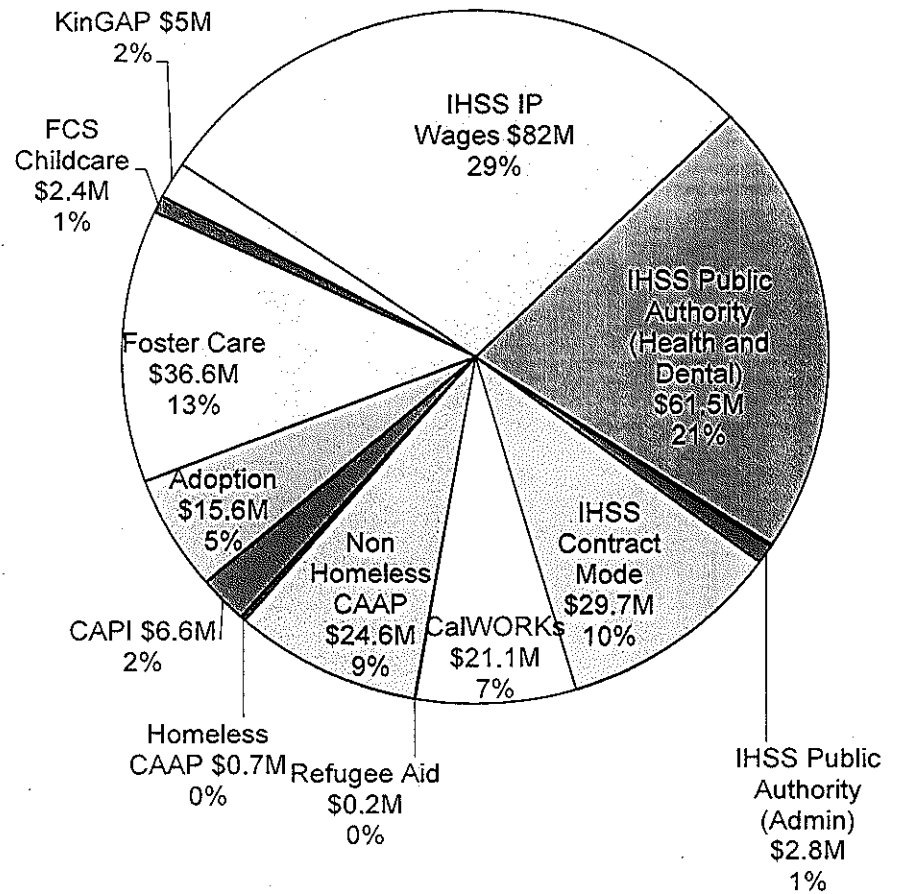
Sending Program	Sending Index Code	Receiving Program	Receiving Index Code	Job Class	FTE	General Notes
OOA	45ASOM	DF - OOA	45DFOM	2917	1	Shifted over to Dignity Fund
APS	45ASAP	DAAS Intake	45ASIR	2940	1	Budget clean up
DAAS Intake	45ASIR	APS	45ASAP	2940	1	Budget clean up
OOA	45ASVE	DAAS Intake	45ASVE	4231	1	Staff based at 2 Gough, part of Hub services
OOA	45ASVE	DAAS Intake	45ASVE	1404	1	Staff based at 2 Gough, part of Hub services
OOA	45ASVE	DAAS Intake	45ASVE	4230	5	Staff based at 2 Gough, part of Hub services



HSA FY16-17 Original Aid Payments Budget  
\$282.6M



HSA FY17-18 Proposed Budget Aid Payments  
Budget \$288.7M



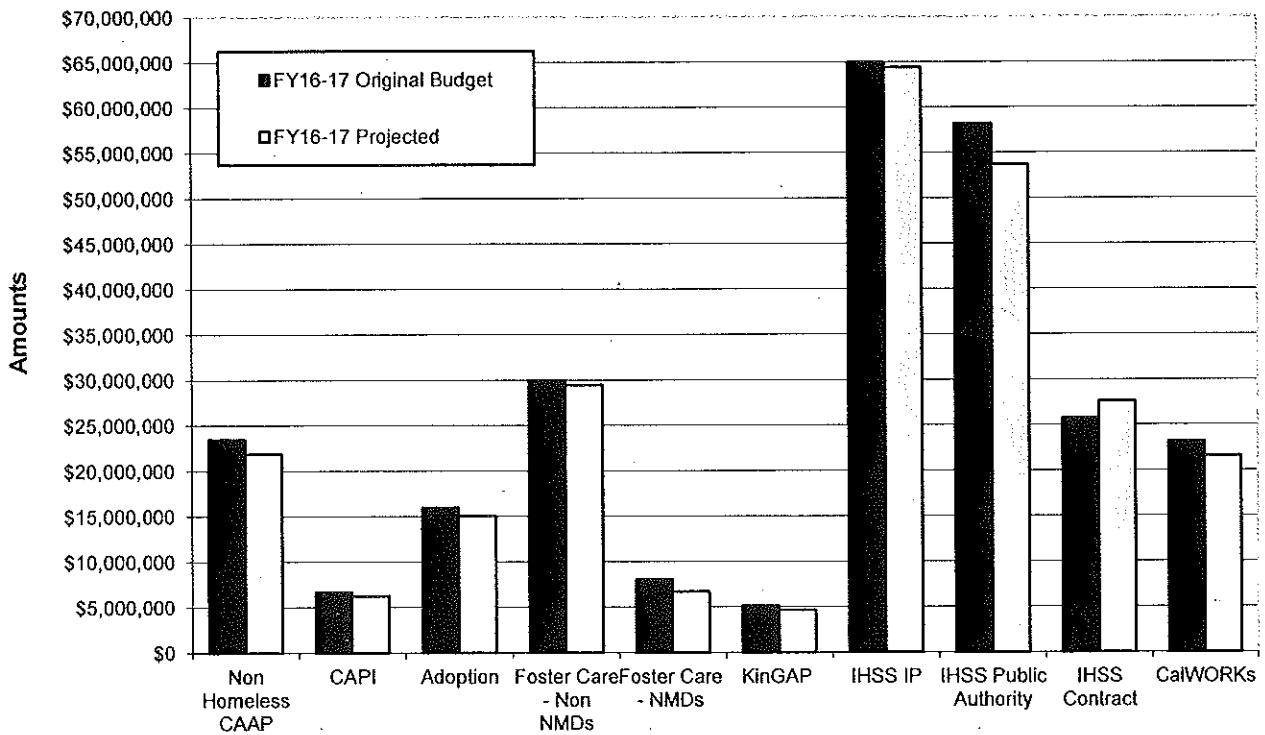


Aid Payments  
Multi - Year Projection

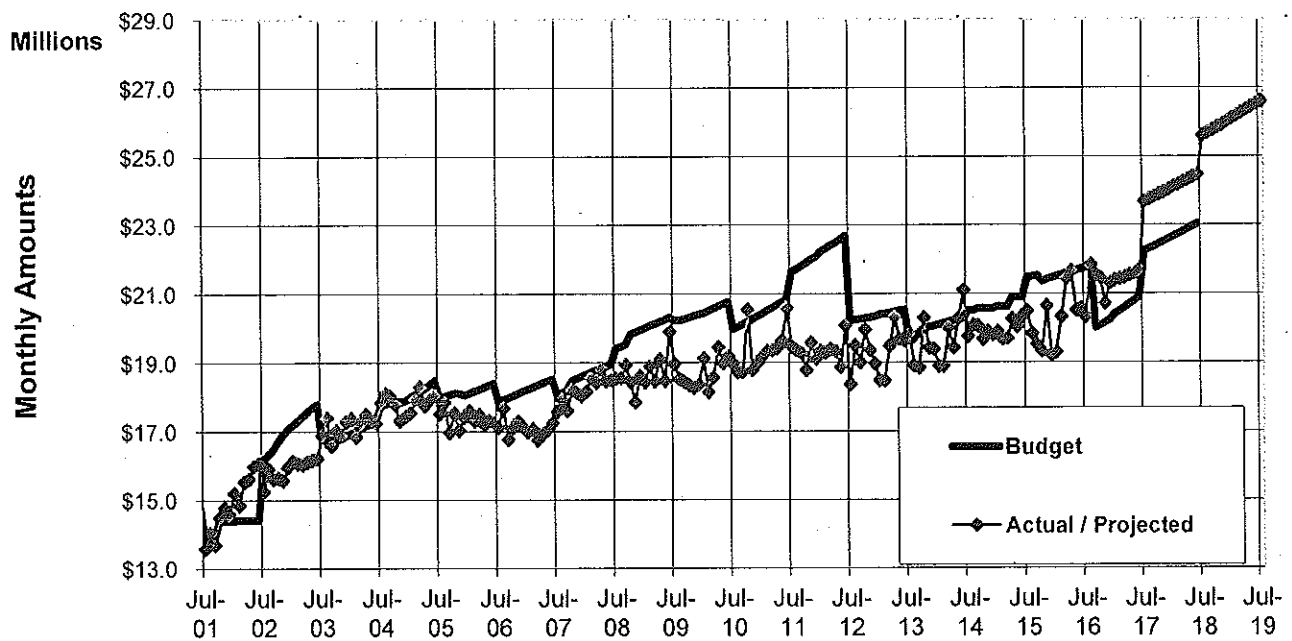
	Federal \$		State / Realignment \$		County \$		Total \$		Average # Cases		Notes
	Actuals / Projected	Original Budget	Actuals / Projected	Original Budget	Actuals / Projected	Original Budget	Actuals / Projected	Original Budget	Actuals / Projected	Original Budget	
10 IHSS Public Authority Health and Dental Benefits (Exps:45805003753, Revs:40211,45211)									# enrollments		56% FY11-12 FMAP 50% thru 10/30/10 budget based on \$266 health premium (providers pay \$10) eff 7/1/10. FY10-11 based on \$305 (providers pay \$3) eff 7/1/10. FY11-12 budget based on \$301 (providers pay \$7), actual is \$305 (providers pay \$3) and \$25 for Dental premium (providers pay \$1). FY12-13 health @ \$350.34 (providers pay \$3). Eff 1/1/2014, Dental premium increase by 3.5% per year increase.
FY 13-14	\$ 28,457,787	\$ 28,266,921	\$ 2,270,542	\$ 7,670,434	\$ 20,361,912	\$ 16,177,453	\$ 51,090,241	\$ 51,114,808	257,671	256,508	
FY 14-15	\$ 29,241,173	\$ 30,203,883	\$ 1,585,768	\$ 1,690,156	\$ 21,637,043	\$ 22,309,019	\$ 52,464,584	\$ 54,203,058	262,767	271,136	
FY 15-16	\$ 28,175,460	\$ 31,744,137	\$ -	\$ 202,043	\$ 22,433,280	\$ 24,961,498	\$ 50,608,740	\$ 56,907,677	255,568	280,693	
FY 16-17	\$ 29,945,536	\$ 32,391,630	\$ -	\$ -	\$ 23,722,703	\$ 25,821,437	\$ 53,668,238	\$ 58,213,068	248,808	265,539	
FY 17-18	\$ 34,349,076	\$ 34,763,866	\$ -	\$ -	\$ 27,187,359	\$ 27,691,750	\$ 61,536,436	\$ 62,455,616	251,540	280,497	
FY 18-19	\$ 34,996,645	\$ -	\$ -	\$ -	\$ 27,689,846	\$ -	\$ 62,686,492	\$ -	255,433	-	
FY 19-20	\$ 35,759,849	\$ -	\$ -	\$ -	\$ 28,283,450	\$ -	\$ 64,043,298	\$ -	260,026	-	
FY 20-21	\$ 36,622,376	\$ -	\$ -	\$ -	\$ 28,955,247	\$ -	\$ 65,577,623	\$ -	265,185	-	
FY 21-22	\$ 37,575,831	\$ -	\$ -	\$ -	\$ 29,693,810	\$ -	\$ 67,269,641	\$ -	270,833	-	
11 IHSS Public Authority Admin (Exps:45805003753, Revs:40211,45211)											
FY 13-14	\$ 1,116,368	\$ 1,035,503	\$ 577,118	\$ 544,042	\$ 310,756	\$ 408,450	\$ 2,004,241	\$ 1,987,995			
FY 14-15	\$ 1,245,102	\$ 1,177,203	\$ 642,891	\$ 607,992	\$ 346,172	\$ 327,380	\$ 2,234,165	\$ 2,112,575			
FY 15-16	\$ 1,528,673	\$ 1,180,569	\$ 790,890	\$ 608,294	\$ 425,864	\$ 327,543	\$ 2,745,428	\$ 2,116,406			
FY 16-17	\$ 1,495,177	\$ 1,491,054	\$ 769,924	\$ 772,604	\$ 414,575	\$ 416,018	\$ 2,679,676	\$ 2,679,676			
FY 17-18	\$ 1,570,559	\$ 1,491,551	\$ 808,016	\$ 772,281	\$ 435,085	\$ 415,844	\$ 2,813,660	\$ 2,679,676			
FY 18-19	\$ 1,570,811	\$ -	\$ 807,852	\$ -	\$ 434,997	\$ -	\$ 2,813,660	\$ -			
FY 19-20	\$ 1,571,062	\$ -	\$ 807,689	\$ -	\$ 434,909	\$ -	\$ 2,813,660	\$ -			
FY 20-21	\$ 1,571,311	\$ -	\$ 807,527	\$ -	\$ 434,822	\$ -	\$ 2,813,660	\$ -			
FY 21-22	\$ 1,571,668	\$ -	\$ 807,295	\$ -	\$ 434,697	\$ -	\$ 2,813,660	\$ -			
12 IHSS Contract (Exps:45805003751, Revs:40204,45204)									# hours		
FY 13-14	\$ 10,715,078	\$ 7,963,226	\$ 3,396,078	\$ 4,789,128	\$ 6,333,392	\$ 7,507,277	\$ 20,444,548	\$ 20,259,631	616,747	638,477	
FY 14-15	\$ 10,847,442	\$ 12,065,038	\$ 3,627,125	\$ 3,477,102	\$ 6,868,439	\$ 6,664,725	\$ 21,343,006	\$ 22,206,865	627,320	630,442	
FY 15-16	\$ 10,507,938	\$ 13,834,739	\$ 3,296,939	\$ 4,009,335	\$ 9,613,339	\$ 7,049,648	\$ 23,418,216	\$ 24,893,722	588,845	730,001	
FY 16-17	\$ 10,443,929	\$ 14,020,113	\$ 3,276,450	\$ 3,648,153	\$ 13,888,079	\$ 8,088,022	\$ 27,608,458	\$ 25,756,268	565,348	630,000	
FY 17-18	\$ 16,246,068	\$ 14,735,405	\$ 3,346,044	\$ 3,648,159	\$ 10,155,828	\$ 6,660,584	\$ 29,747,940	\$ 27,044,128	577,226	577,226	
FY 18-19	\$ 17,071,416	\$ -	\$ 3,346,044	\$ -	\$ 10,817,860	\$ -	\$ 31,235,340	\$ -	577,226	-	
FY 19-20	\$ 17,938,044	\$ -	\$ 3,346,044	\$ -	\$ 11,513,016	\$ -	\$ 32,797,104	\$ -	577,226	-	
FY 20-21	\$ 17,938,044	\$ -	\$ 3,346,044	\$ -	\$ 11,513,016	\$ -	\$ 32,797,104	\$ -	577,226	-	
FY 21-22	\$ 17,938,044	\$ -	\$ 3,346,044	\$ -	\$ 11,513,016	\$ -	\$ 32,797,104	\$ -	577,226	-	
13 IHSS MOE Adjustment - Aid portion (Exps:45805003781, Revs:45211,45204)											
FY 13-14	\$ -	\$ -	\$ 27,006,060	\$ -	\$ (1,848,302)	\$ -	\$ 25,157,757	\$ -			
FY 14-15	\$ -	\$ -	\$ 28,852,254	\$ 29,301,124	\$ (1,474,478)	\$ (852,347)	\$ 27,377,776	\$ 28,448,777			
FY 15-16	\$ -	\$ -	\$ 32,472,483	\$ 32,338,688	\$ (10,360,632)	\$ (6,781,274)	\$ 22,111,851	\$ 25,557,414			
FY 16-17	\$ -	\$ -	\$ 38,025,356	\$ 34,325,457	\$ (25,207,755)	\$ (22,075,024)	\$ 12,817,602	\$ 12,250,433			
FY 17-18	\$ -	\$ -	\$ 37,778,273	\$ 36,768,158	\$ (39,846,955)	\$ (40,462,647)	\$ (2,068,682)	\$ (3,684,489)			
FY 18-19	\$ -	\$ -	\$ 38,942,723	\$ -	\$ (57,821,082)	\$ -	\$ (18,878,359)	\$ -			
FY 19-20	\$ -	\$ -	\$ 40,231,375	\$ -	\$ (64,307,055)	\$ -	\$ (24,075,680)	\$ -			
FY 20-21	\$ -	\$ -	\$ 40,903,085	\$ -	\$ (71,014,850)	\$ -	\$ (30,111,765)	\$ -			
FY 21-22	\$ -	\$ -	\$ 41,641,523	\$ -	\$ (82,318,859)	\$ -	\$ (40,677,336)	\$ -			
14 IHSS MOE Adjustment - Admin portion (Exps:45805003781, Revs:40145,45145)											
FY 13-14	\$ -	\$ -	\$ 3,138,224	\$ -	\$ 3,138,224	\$ -	\$ 3,138,224	\$ -			
FY 14-15	\$ -	\$ -	\$ 3,248,062	\$ -	\$ 3,248,062	\$ 3,248,062	\$ 3,248,062	\$ 3,248,062			
FY 15-16	\$ -	\$ -	\$ 3,361,744	\$ -	\$ 3,361,744	\$ 3,361,744	\$ 3,361,744	\$ 3,361,744			
FY 16-17	\$ -	\$ -	\$ 3,479,405	\$ -	\$ 3,479,405	\$ 3,479,405	\$ 3,479,405	\$ 3,479,405			
FY 17-18	\$ -	\$ -	\$ 3,601,187	\$ -	\$ 3,601,187	\$ 3,601,187	\$ 3,601,187	\$ 3,601,187			
FY 18-19	\$ -	\$ -	\$ 3,727,226	\$ -	\$ 3,727,226	\$ -	\$ 3,727,226	\$ -			
FY 19-20	\$ -	\$ -	\$ 3,857,679	\$ -	\$ 3,857,679	\$ -	\$ 3,857,679	\$ -			
FY 20-21	\$ -	\$ -	\$ 3,992,697	\$ -	\$ 3,992,697	\$ -	\$ 3,992,697	\$ -			
FY 21-22	\$ -	\$ -	\$ 4,132,442	\$ -	\$ 4,132,442	\$ -	\$ 4,132,442	\$ -			
15 IHSS Subtotal (Exps: 03781, 03753, 03751, Revs: 40211, 45211)											
FY 13-14	\$ 40,289,232	\$ 37,265,650	\$ 33,249,798	\$ 13,003,604	\$ 69,773,536	\$ 67,351,730	\$ 143,312,566	\$ 117,620,984			
FY 14-15	\$ 41,333,717	\$ 43,446,124	\$ 34,708,038	\$ 35,076,374	\$ 74,945,713	\$ 75,732,222	\$ 150,987,468	\$ 164,254,720			
FY 15-16	\$ 40,212,071	\$ 46,759,445	\$ 36,560,313	\$ 37,158,360	\$ 77,994,748	\$ 77,972,866	\$ 154,767,132	\$ 161,890,671			
FY 16-17	\$ 41,884,641	\$ 47,902,797	\$ 42,071,731	\$ 38,746,214	\$ 80,724,565	\$ 80,724,564	\$ 164,680,937	\$ 167,373,576			
FY 17-18	\$ 52,165,703	\$ 50,990,823	\$ 41,932,333	\$ 41,188,598	\$ 83,549,927	\$ 83,549,927	\$ 177,647,963	\$ 175,729,348			
FY 18-19	\$ 53,638,872	\$ -	\$ 43,096,619	\$ -	\$ 86,474,172	\$ -	\$ 183,209,663	\$ -			
FY 19-20	\$ 55,268,955	\$ -	\$ 44,385,107	\$ -	\$ 89,500,768	\$ -	\$ 189,154,830	\$ -			
FY 20-21	\$ 56,131,731	\$ -	\$ 45,056,656	\$ -	\$ 92,633,295	\$ -	\$ 193,821,682	\$ -			
FY 21-22	\$ 57,085,543	\$ -	\$ 45,794,861	\$ -	\$ 95,875,460	\$ -	\$ 198,755,865	\$ -			
16 CalWORKS (Exps:45800003711, Revs:40201,45201,45512,45513)											
FY 13-14	\$ 12,291,512	\$ 12,581,760	\$ 12,291,512	\$ 12,571,680	\$ 630,138	\$ 648,359	\$ 25,213,162	\$ 25,601,799	4,445	4,615	
FY 14-15	\$ 11,393,145	\$ 13,383,650	\$ 12,858,835	\$ 13,362,203	\$ 559,745	\$ 637,264	\$ 24,811,724	\$ 27,383,017	4,298	4,486	
FY 15-16	\$ 11,035,202	\$ 12,588,555	\$ 11,645,795	\$ 12,857,486	\$ 533,151	\$ 665,868	\$ 23,214,147	\$ 26,009,909	4,013	4,197	
FY 16-17	\$ 10,180,590	\$ 10,984,061	\$ 10,908,319	\$ 11,650,067	\$ 489,315	\$ 537,446	\$ 21,578,223	\$ 23,171,574	3,699	3,976	
FY 17-18	\$ 9,970,228	\$ 11,014,691	\$ 10,691,478	\$ 11,672,409	\$ 477,077	\$ 538,315	\$ 21,138,783	\$ 23,225,415	3,643	3,994	
FY 18-19	\$ 9,909,936	\$ -	\$ 10,617,871	\$ -	\$ 473,735	\$ -	\$ 21,001,542	\$ -	3,627	-	
FY 19-20	\$ 9,859,770	\$ -	\$ 10,553,838	\$ -	\$ 470,817	\$ -	\$ 20,884,425	\$ -	3,614	-	
FY 20-21	\$ 9,823,072	\$ -	\$ 10,502,715	\$ -	\$ 468,472	\$ -	\$ 20,794,258	\$ -	3,608	-	
FY 21-22	\$ 9,815,919	\$ -	\$ 10,480,575	\$ -	\$ 467,413	\$ -	\$ 20,763,907	\$ -	3,613	-	
17 Refugee Cash Assistance (Exps:45804003771, Revs:40207)											
FY 13-14	\$ 265,805	\$ 354,057	\$ -	\$ -	\$ -	\$ -	\$ 265,805	\$ 354,057	53	67	
FY 14-15	\$ 255,346	\$ 366,541	\$ -	\$ -	\$ -	\$ -	\$ 255,346	\$ 366,541	52	64	
FY 15-16	\$ 94,141	\$ 354,188	\$ -	\$ -	\$ -	\$ -	\$ 94,141	\$ 354,188	24	62	
FY 16-17	\$ 152,251	\$ 169,268	\$ -	\$ -	\$ -	\$ -	\$ 152,251	\$ 169,268	31	30	
FY 17-18	\$ 164,803	\$ 171,685	\$ -	\$ -	\$ -	\$ -	\$ 164,803	\$ 171,685	29	30	
FY 18-19	\$ 164,650	\$ -	\$ -	\$ -	\$ -	\$ -	\$ 164,650	\$ -	29	-	
FY 19-20	\$ 166,094	\$ -	\$ -	\$ -	\$ -	\$ -	\$ 166,094	\$ -	29	-	
FY 20-21	\$ 167,420	\$ -	\$ -	\$ -	\$ -	\$ -	\$ 167,420	\$ -	29	-	
FY 21-22	\$ 168,577	\$ -	\$ -	\$ -	\$ -	\$ -	\$ 168,577	\$ -	29	-	
Human Services Care Fund											
18 Total									Budget	Actual/Projected	
FY 13-14	\$ 77,850,870	\$ 74,101,007	\$ 72,012,755	\$ 53,862,248	\$ 113,727,476	\$ 112,514,899	\$ 263,591,101	\$ 240,478,154	\$13,669,335	\$13,883,713	
FY 14-15	\$ 76,379,781	\$ 82,946,265	\$ 74,431,213	\$ 78,114,652	\$ 118,984,519	\$ 118,619,147	\$ 269,795,513	\$ 279,680,064	\$14,364,884	\$14,498,652	
FY 15-16	\$ 73,996,244	\$ 86,261,811	\$ 74,702,626	\$ 80,019,225	\$ 119,649,797	\$ 121,135,939	\$ 268,348,667	\$ 287,416,975	\$15,077,781	\$15,050,901</	

# Human Services Agency Aid Payment Summary

## FY16-17 Budgeted vs Projected Aid Payments



## Total Monthly Aid Payments



Caseload Trends

