



**Program Name Medi-Cal**

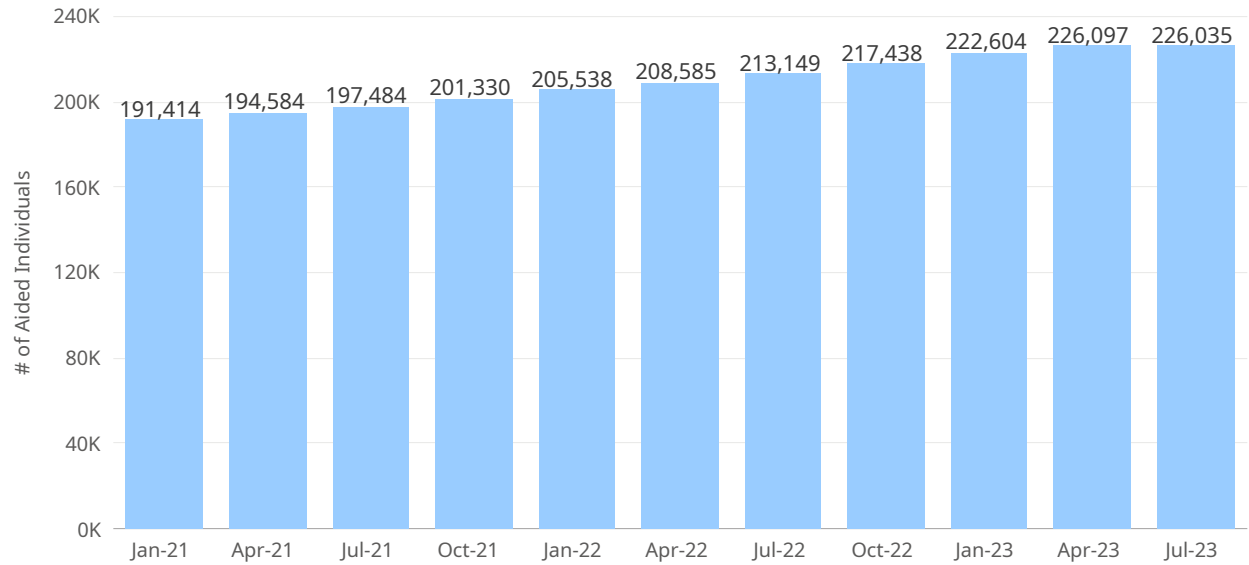
Program Name	Total Number of Aided Individuals	Total Number of Aided Cases (Households)
Medi-Cal	216,656	139,925

Program: Medi-Cal  
Data Source: CalWIN System as of Oct-2023  
San Francisco Human Services Agency Planning Unit

**Aided Individual Trend Over Time**

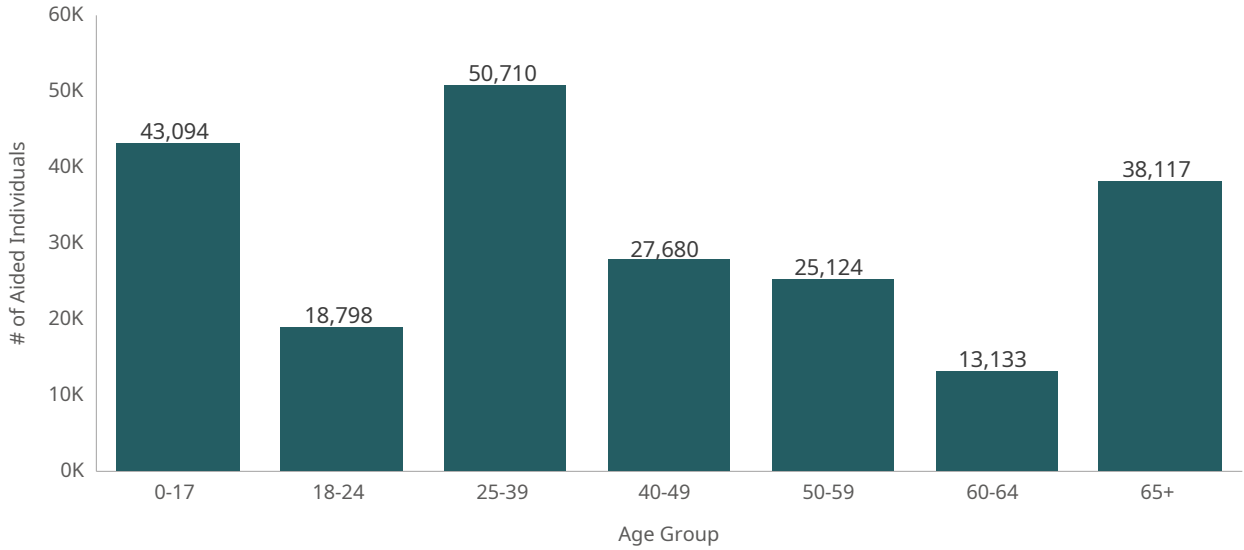
Caseload data in recent months are impacted by retroactive changes and are excluded from this trend analysis. Monthly counts are subject to change over time due to case revisions.

**# of Aided Individuals**



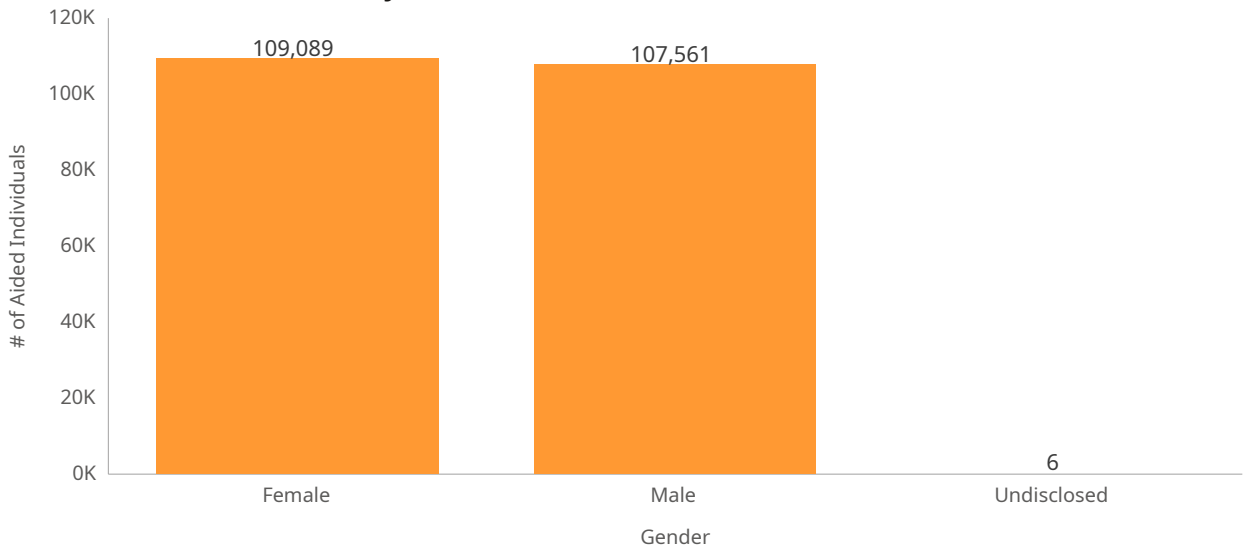
Program: Medi-Cal  
Data Source: CalWIN System as of Oct-2023  
San Francisco Human Services Agency Planning Unit

### Total Aided Individuals, by Age Group



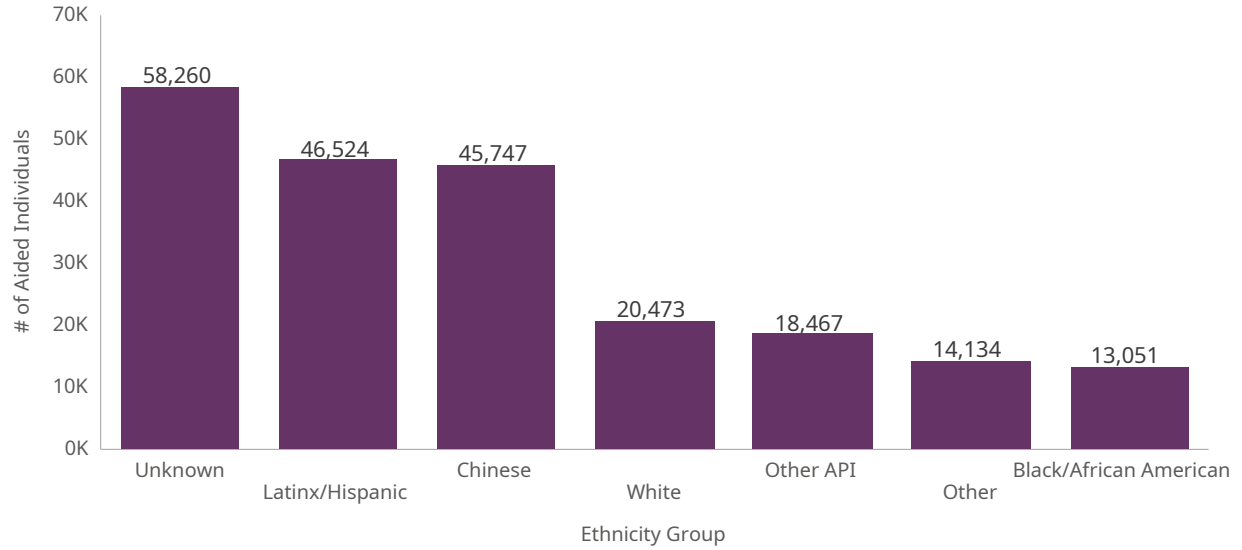
Program: Medi-Cal  
Data Source: CalWIN System as of Oct-2023  
San Francisco Human Services Agency Planning Unit

### Total Aided Individuals, by Gender



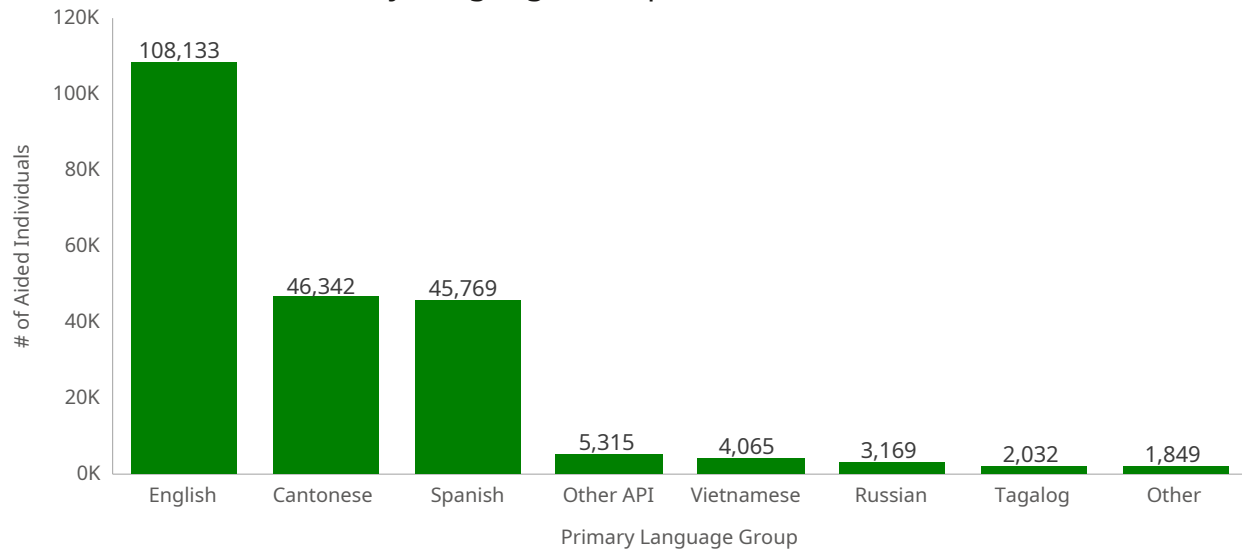
Program: Medi-Cal  
Data Source: CalWIN System as of Oct-2023  
San Francisco Human Services Agency Planning Unit

### Total Aided Individuals, by Ethnicity Group



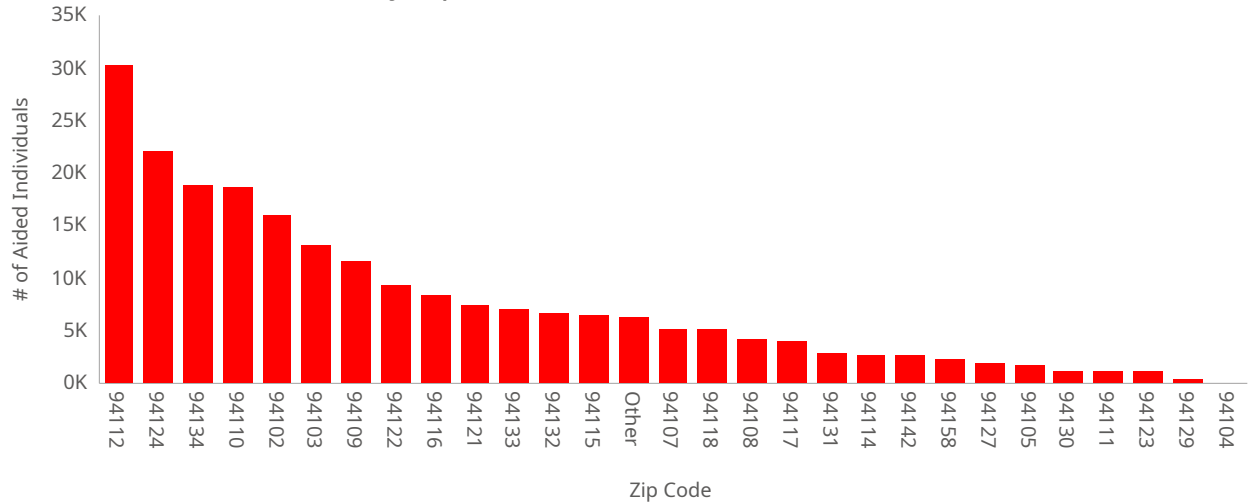
Program: Medi-Cal  
Data Source: CalWIN System as of Oct-2023  
San Francisco Human Services Agency Planning Unit

### Total Aided Individuals, by Language Group



Program: Medi-Cal  
Data Source: CalWIN System as of Oct-2023  
San Francisco Human Services Agency Planning Unit

## Total Aided Individuals, by Zip Code



Zip Code	San Francisco Neighborhood	# of Aided Individuals
94112	Ingleside/Excelsior	30,203
94124	Bayview/Hunters Point	22,025
94134	Visitacion Valley	18,770
94110	Mission District/Bernal Heights	18,629
94102	Hayes Valley/Civic Center/Tenderloin	15,951
94103	South of Market	13,071
94109	Polk/Russian Hill/Nob Hill	11,513
94122	Sunset	9,275
94116	Sunset/Parkside/Forest Hill	8,313
94121	Outer Richmond	7,347
94133	North Beach	7,036
94132	Lake Merced/Lakeside	6,538
94115	Western Addition/Japantown	6,422
Other	Other	6,177
94107	Potrero Hill/SOMA	5,006
94118	Inner Richmond	4,996
94108	Chinatown	4,070
94117	Haight-Ashbury	3,977
94131	Twin Peaks/Glen Park	2,801
94114	Castro/Noe Valley	2,575
94142	General Delivery	2,520
94158	Mission Bay	2,234
94127	St. Francis Wood/Miraloma/West Portal	1,827
94105	Rincon Hill	1,743
94130	Treasure Island	1,118
94111	Embarcadero	1,053
94123	Marina/Cow Hollow	998
94129	Presidio	312
94104	Financial District	156
<b>Grand Total</b>		<b>216,656</b>

Program: Medi-Cal  
 Data Source: CalWIN System as of Oct-2023  
 San Francisco Human Services Agency Planning Unit