

Program Name Medi-Cal

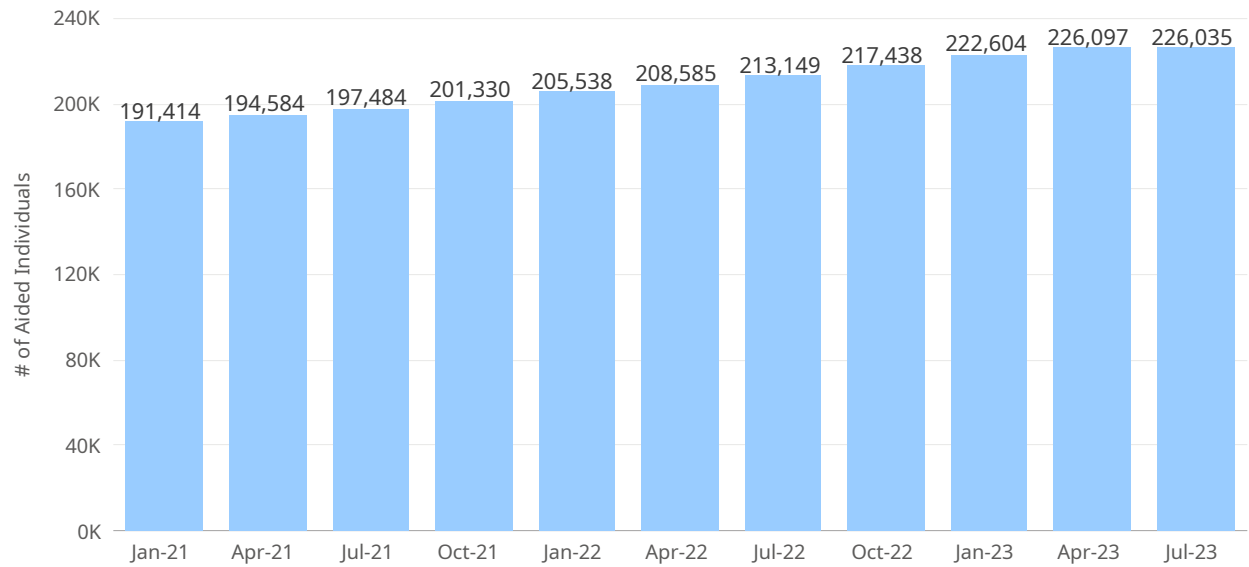
Program Name	Total Number of Aided Individuals	Total Number of Aided Cases (Households)
Medi-Cal	216,656	139,925

Program: Medi-Cal
Data Source: CalWIN System as of Oct-2023
San Francisco Human Services Agency Planning Unit

Aided Individual Trend Over Time

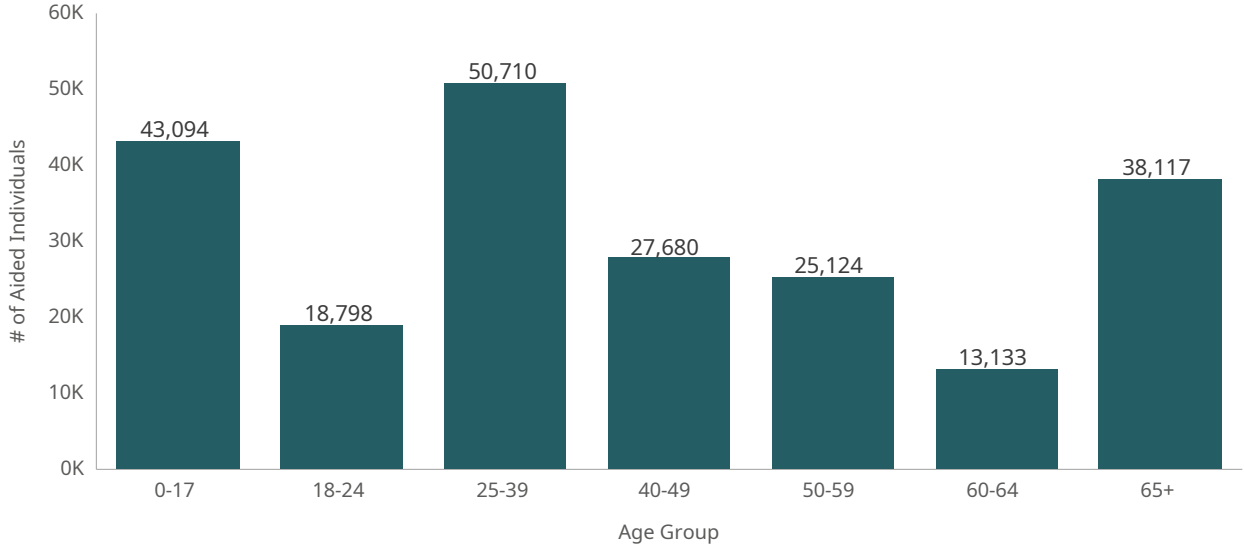
Caseload data in recent months are impacted by retroactive changes and are excluded from this trend analysis. Monthly counts are subject to change over time due to case revisions.

of Aided Individuals



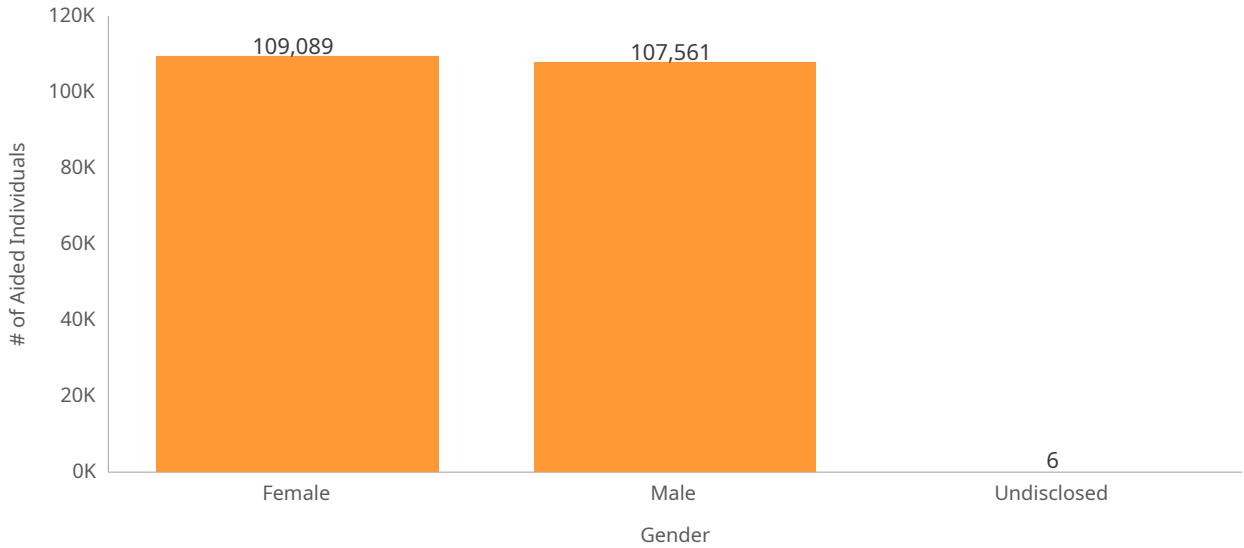
Program: Medi-Cal
Data Source: CalWIN System as of Oct-2023
San Francisco Human Services Agency Planning Unit

Total Aided Individuals, by Age Group



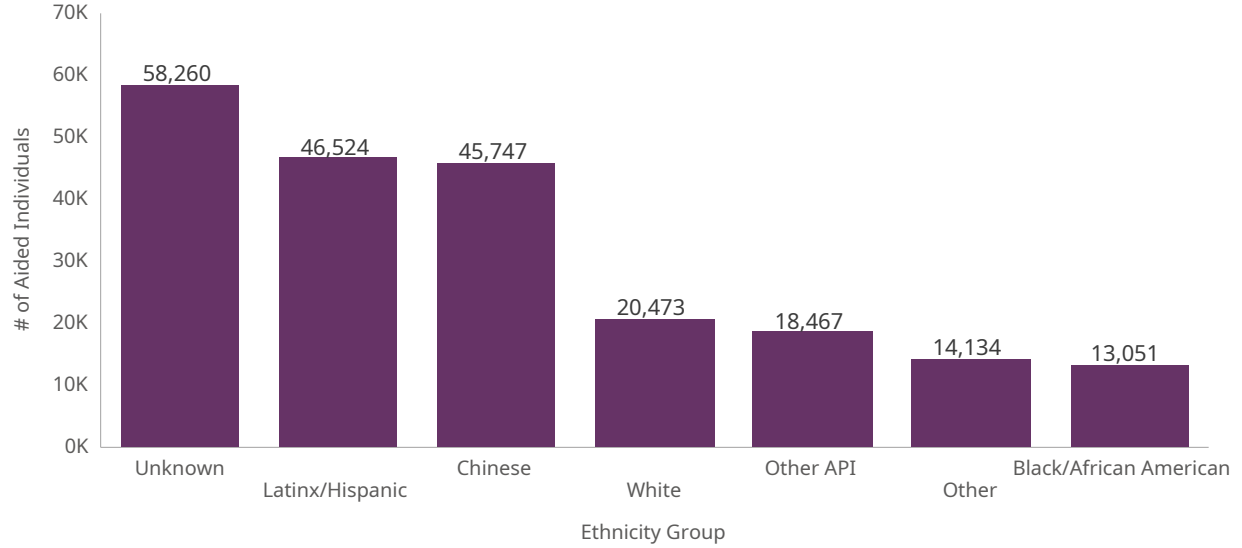
Program: Medi-Cal
Data Source: CalWIN System as of Oct-2023
San Francisco Human Services Agency Planning Unit

Total Aided Individuals, by Gender



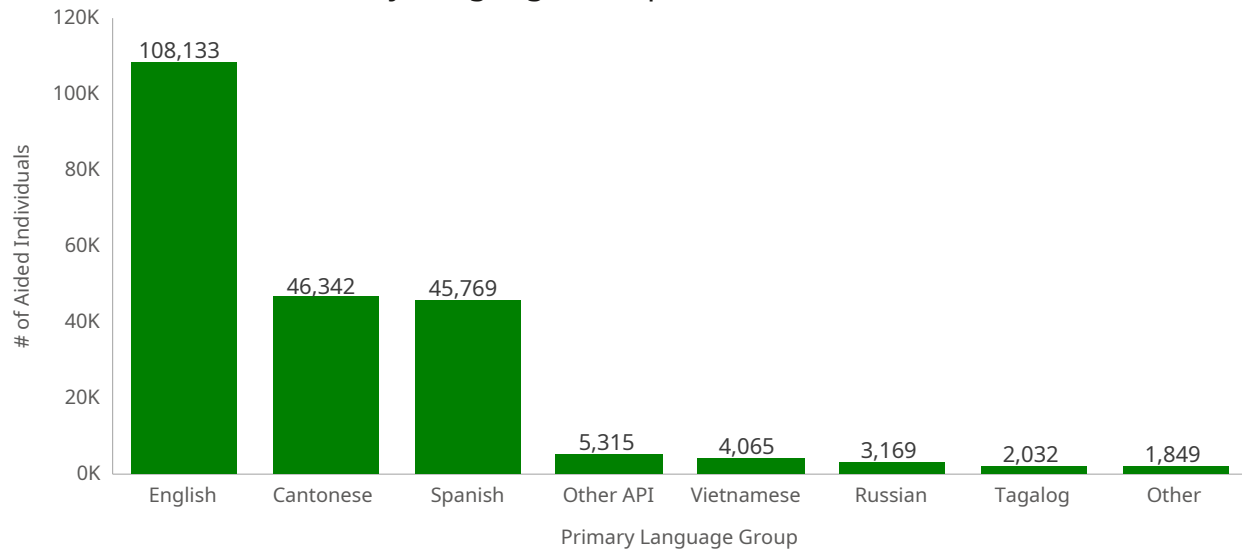
Program: Medi-Cal
Data Source: CalWIN System as of Oct-2023
San Francisco Human Services Agency Planning Unit

Total Aided Individuals, by Ethnicity Group



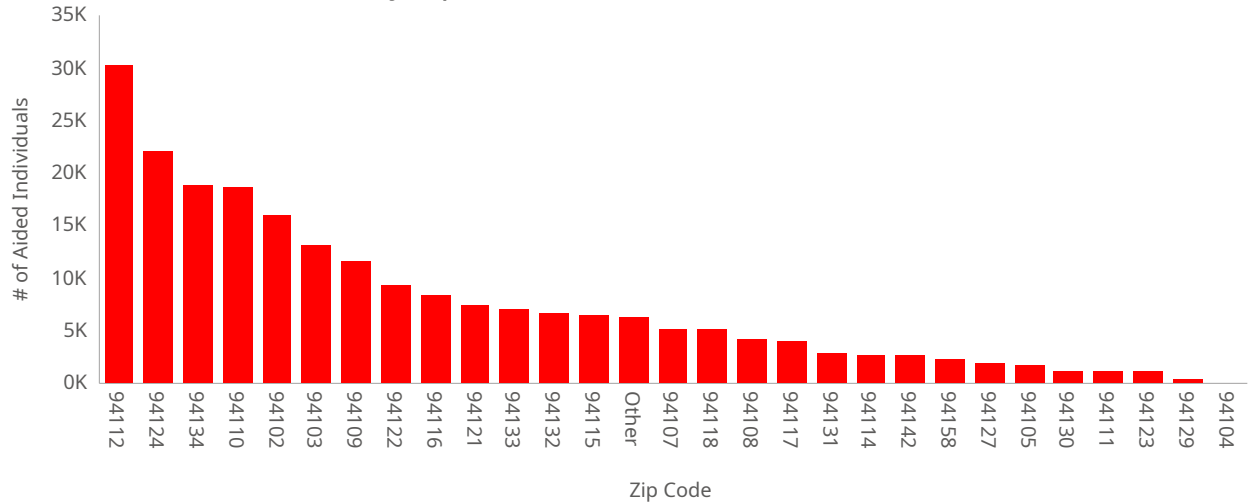
Program: Medi-Cal
Data Source: CalWIN System as of Oct-2023
San Francisco Human Services Agency Planning Unit

Total Aided Individuals, by Language Group



Program: Medi-Cal
Data Source: CalWIN System as of Oct-2023
San Francisco Human Services Agency Planning Unit

Total Aided Individuals, by Zip Code



Zip Code	San Francisco Neighborhood	# of Aided Individuals
94112	Ingleside/Excelsior	30,203
94124	Bayview/Hunters Point	22,025
94134	Visitacion Valley	18,770
94110	Mission District/Bernal Heights	18,629
94102	Hayes Valley/Civic Center/Tenderloin	15,951
94103	South of Market	13,071
94109	Polk/Russian Hill/Nob Hill	11,513
94122	Sunset	9,275
94116	Sunset/Parkside/Forest Hill	8,313
94121	Outer Richmond	7,347
94133	North Beach	7,036
94132	Lake Merced/Lakeside	6,538
94115	Western Addition/Japantown	6,422
Other	Other	6,177
94107	Potrero Hill/SOMA	5,006
94118	Inner Richmond	4,996
94108	Chinatown	4,070
94117	Haight-Ashbury	3,977
94131	Twin Peaks/Glen Park	2,801
94114	Castro/Noe Valley	2,575
94142	General Delivery	2,520
94158	Mission Bay	2,234
94127	St. Francis Wood/Miraloma/West Portal	1,827
94105	Rincon Hill	1,743
94130	Treasure Island	1,118
94111	Embarcadero	1,053
94123	Marina/Cow Hollow	998
94129	Presidio	312
94104	Financial District	156
Grand Total		216,656

Program: Medi-Cal
 Data Source: CalWIN System as of Oct-2023
 San Francisco Human Services Agency Planning Unit