



Program Name CalWORKs

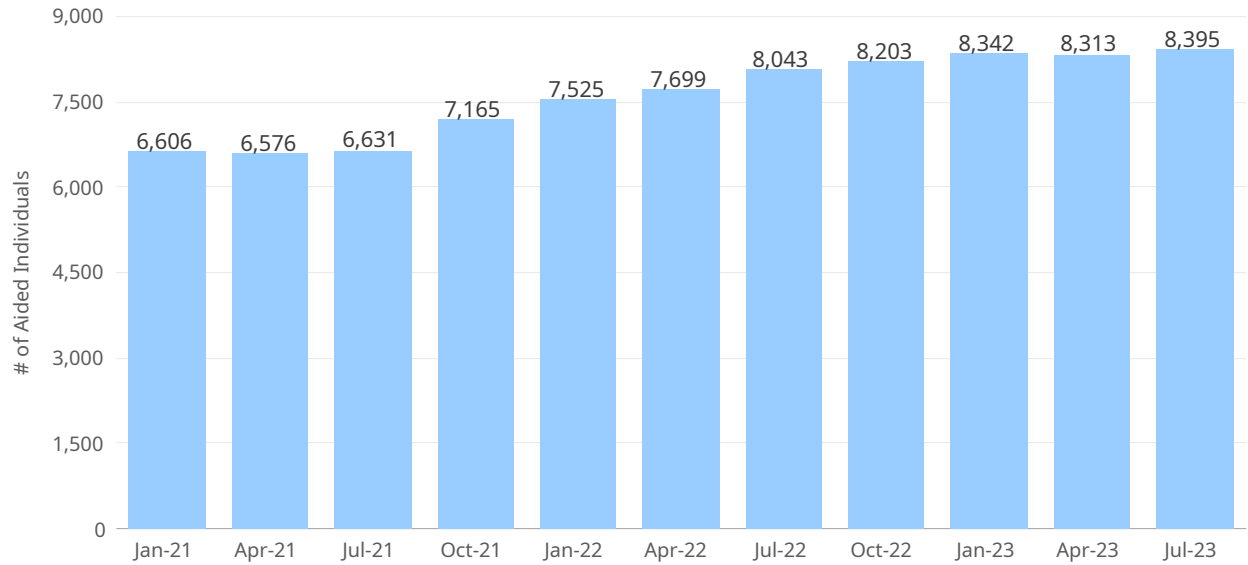
Program Name	Total Number of Aided Individuals	Total Number of Aided Cases (Households)
CalWORKs	8,197	3,448

Program: CalWORKs
Data Source: CalWIN System as of Oct-2023
San Francisco Human Services Agency Planning Unit

Aided Individual Trend Over Time

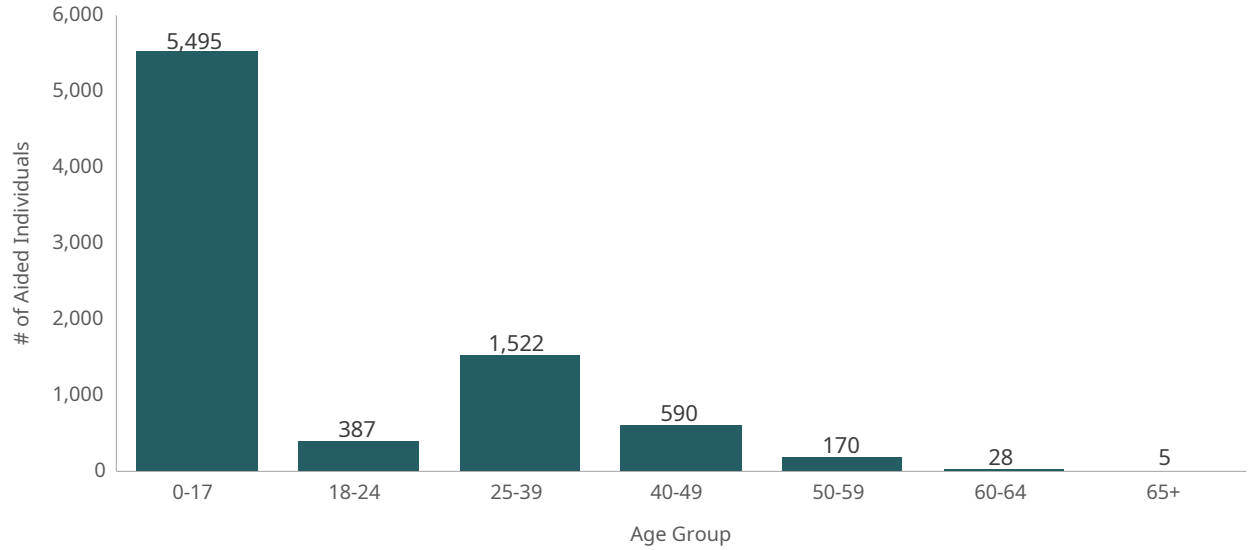
Caseload data in recent months are impacted by retroactive changes and are excluded from this trend analysis. Monthly counts are subject to change over time due to case revisions.

of Aided Individuals



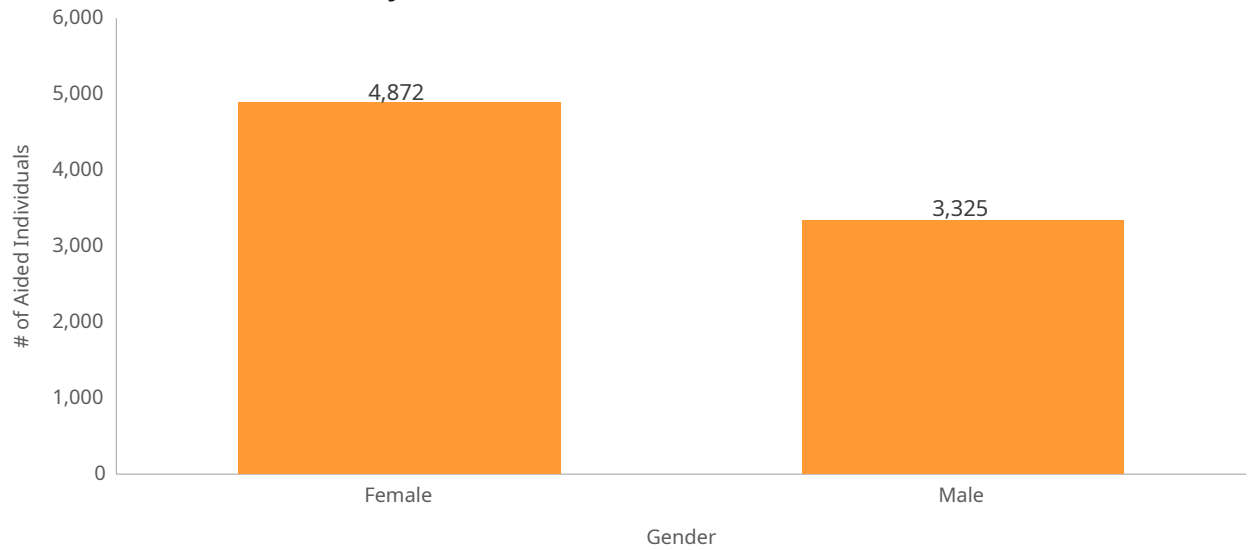
Program: CalWORKs
Data Source: CalWIN System as of Oct-2023
San Francisco Human Services Agency Planning Unit

Total Aided Individuals, by Age Group



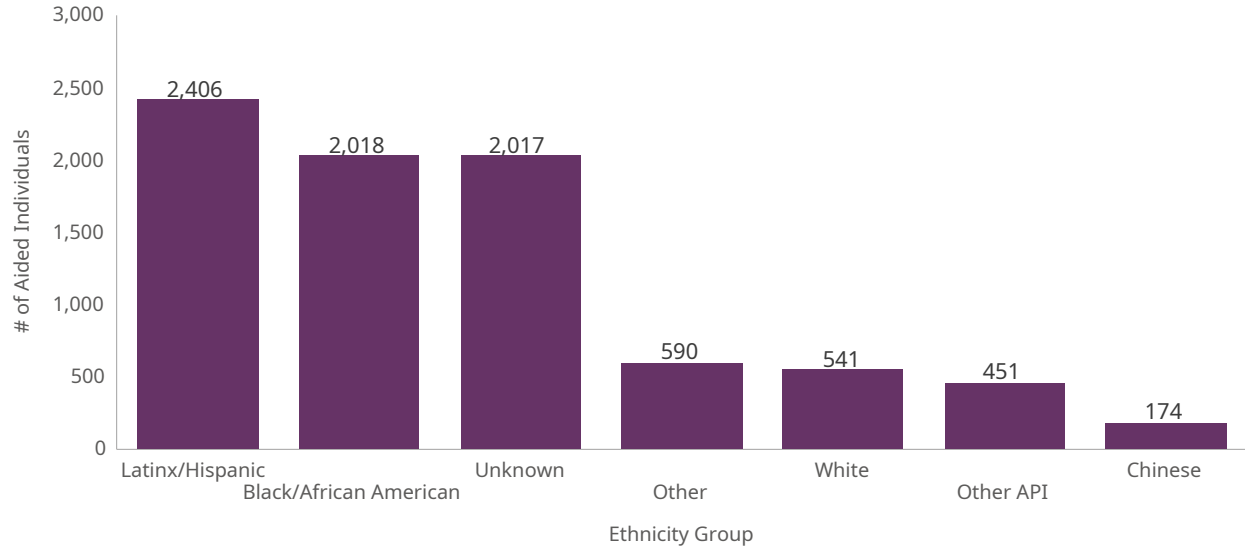
Program: CalWORKs
Data Source: CalWIN System as of Oct-2023
San Francisco Human Services Agency Planning Unit

Total Aided Individuals, by Gender



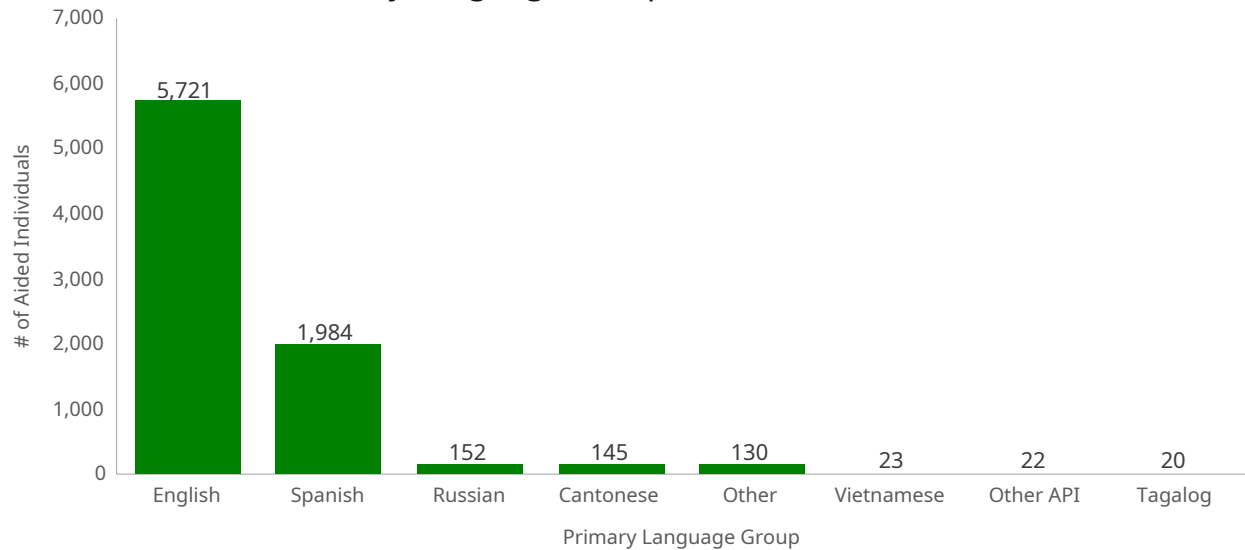
Program: CalWORKs
Data Source: CalWIN System as of Oct-2023
San Francisco Human Services Agency Planning Unit

Total Aided Individuals, by Ethnicity Group



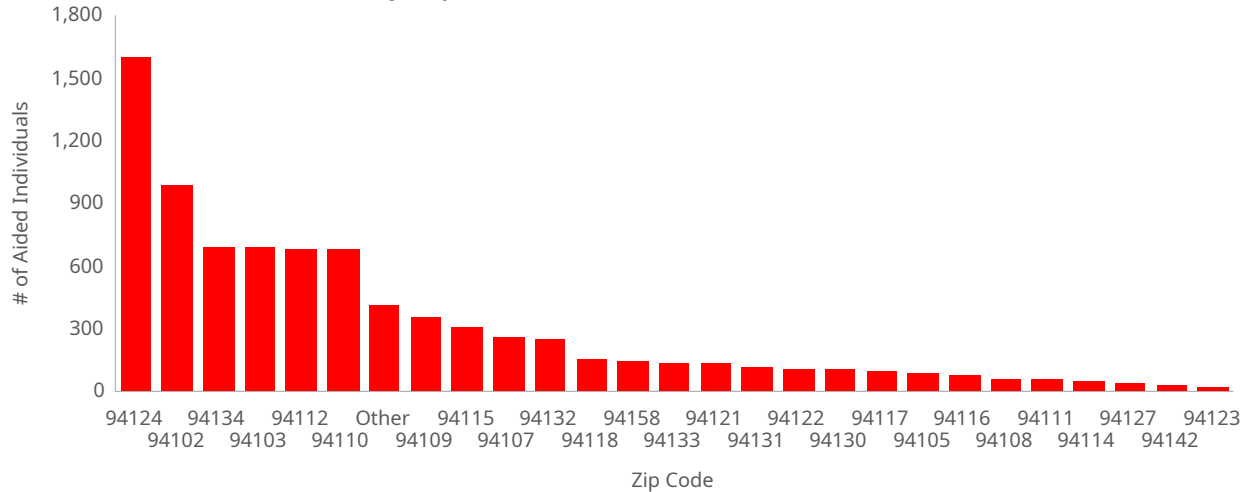
Program: CalWORKs
Data Source: CalWIN System as of Oct-2023
San Francisco Human Services Agency Planning Unit

Total Aided Individuals, by Language Group



Program: CalWORKs
Data Source: CalWIN System as of Oct-2023
San Francisco Human Services Agency Planning Unit

Total Aided Individuals, by Zip Code



Zip Code	San Francisco Neighborhood	# of Aided Individuals
94124	Bayview/Hunters Point	1,592
94102	Hayes Valley/Civic Center/Tenderloin	978
94134	Visitacion Valley	686
94103	South of Market	684
94112	Ingleside/Excelsior	678
94110	Mission District/Bernal Heights	671
Other	Other	410
94109	Polk/Russian Hill/Nob Hill	348
94115	Western Addition/Japantown	305
94107	Potrero Hill/SOMA	252
94132	Lake Merced/Lakeside	243
94118	Inner Richmond	152
94158	Mission Bay	141
94133	North Beach	130
94121	Outer Richmond	129
94131	Twin Peaks/Glen Park	110
94122	Sunset	107
94130	Treasure Island	106
94117	Haight-Ashbury	94
94105	Rincon Hill	85
94116	Sunset/Parkside/Forest Hill	76
94108	Chinatown	53
94111	Embarcadero	52
94114	Castro/Noe Valley	44
94127	St. Francis Wood/Miraloma/West Portal	32
94142	General Delivery	22
94123	Marina/Cow Hollow	12
Grand Total		8,197

Program: CalWORKs
 Data Source: CalWIN System as of Oct-2023
 San Francisco Human Services Agency Planning Unit