



Program Name CalFresh

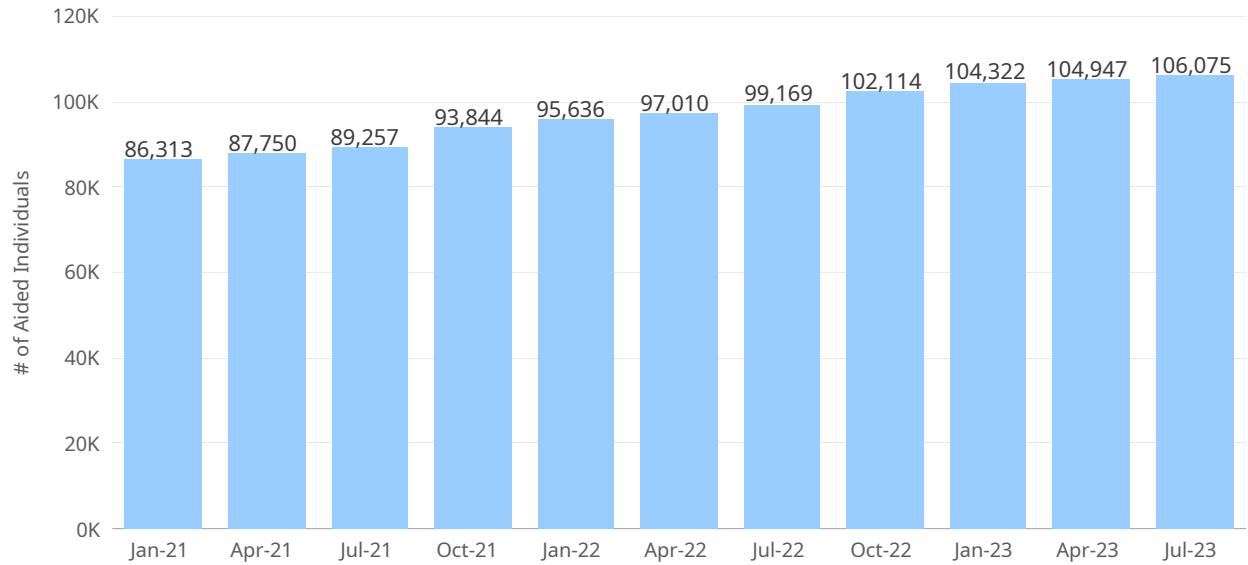
Program Name	Total Number of Aided Individuals	Total Number of Aided Cases (Households)
CalFresh	104,306	76,775

Program: CalFresh
Data Source: CalWIN System as of Oct-2023
San Francisco Human Services Agency Planning Unit

Aided Individual Trend Over Time

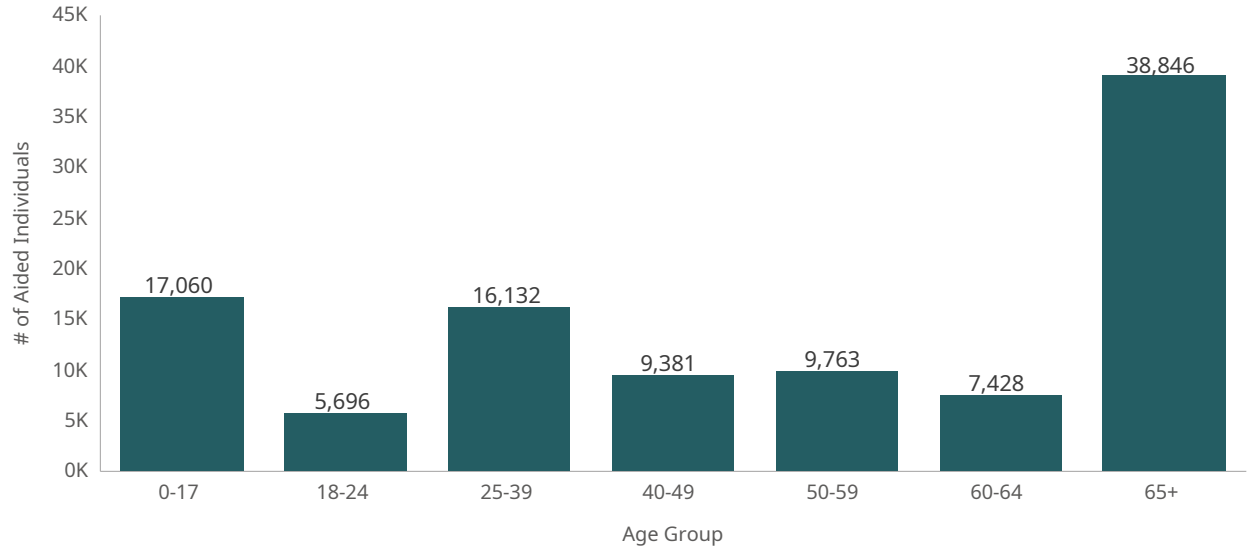
Caseload data in recent months are impacted by retroactive changes and are excluded from this trend analysis. Monthly counts are subject to change over time due to case revisions.

of Aided Individuals



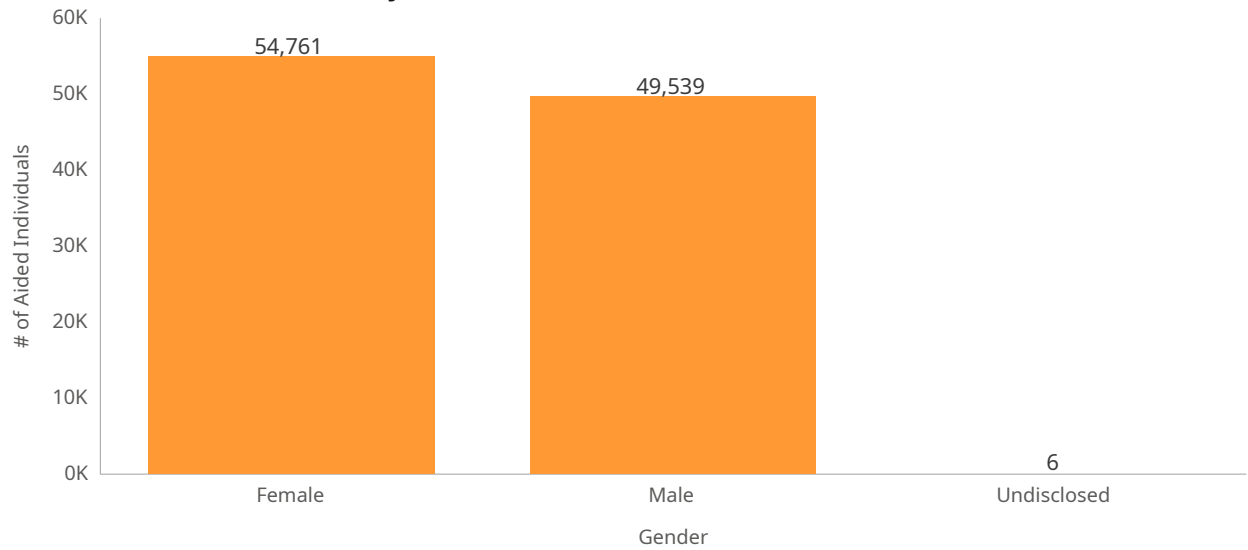
Program: CalFresh
Data Source: CalWIN System as of Oct-2023
San Francisco Human Services Agency Planning Unit

Total Aided Individuals, by Age Group



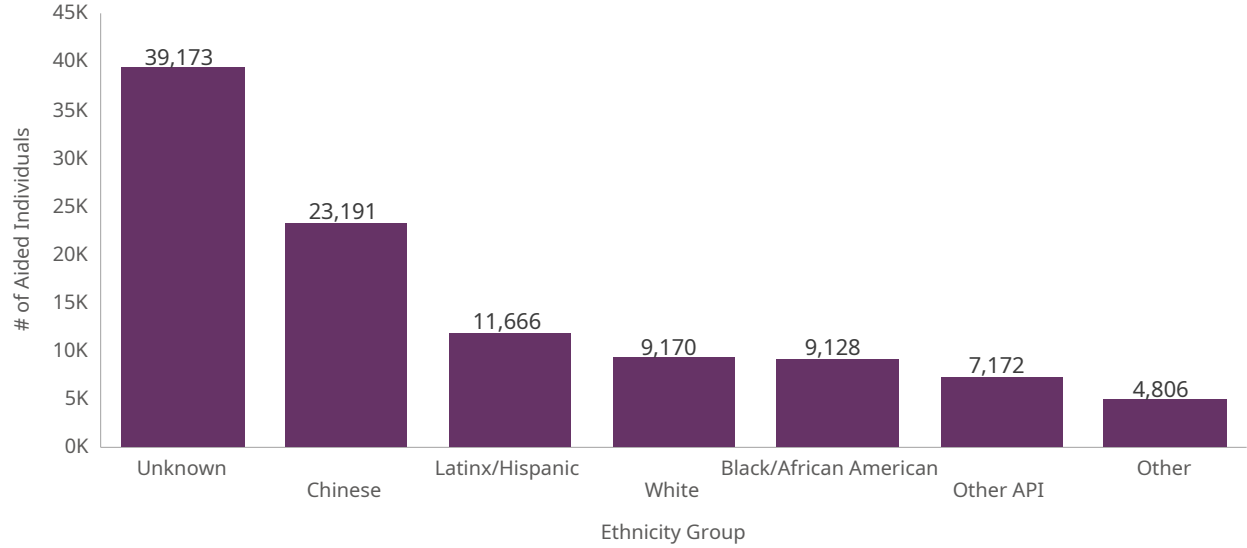
Program: CalFresh
Data Source: CalWIN System as of Oct-2023
San Francisco Human Services Agency Planning Unit

Total Aided Individuals, by Gender



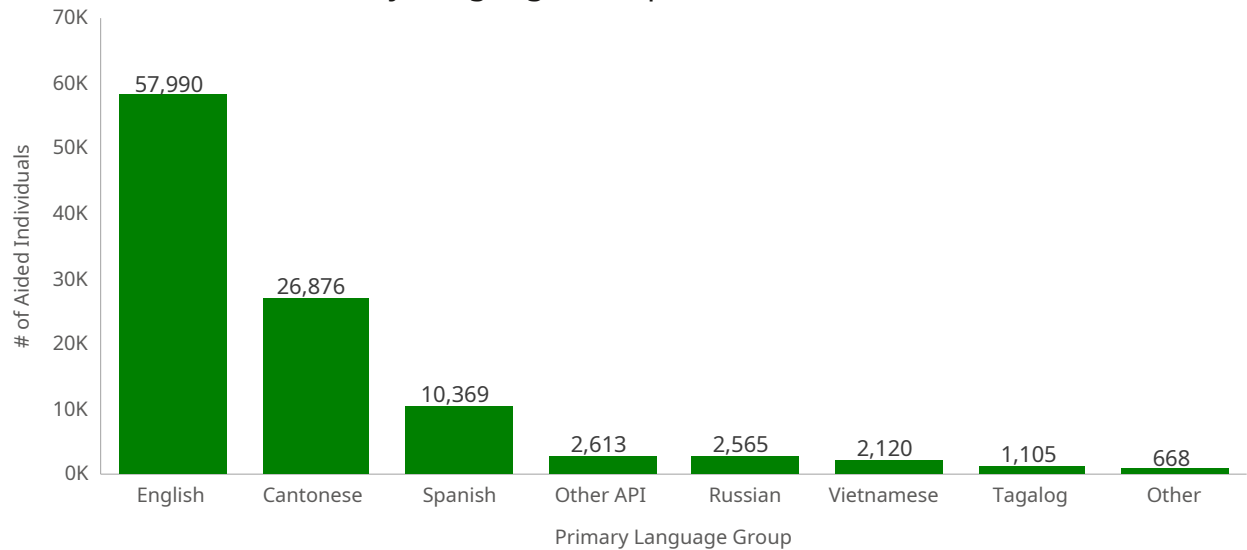
Program: CalFresh
Data Source: CalWIN System as of Oct-2023
San Francisco Human Services Agency Planning Unit

Total Aided Individuals, by Ethnicity Group



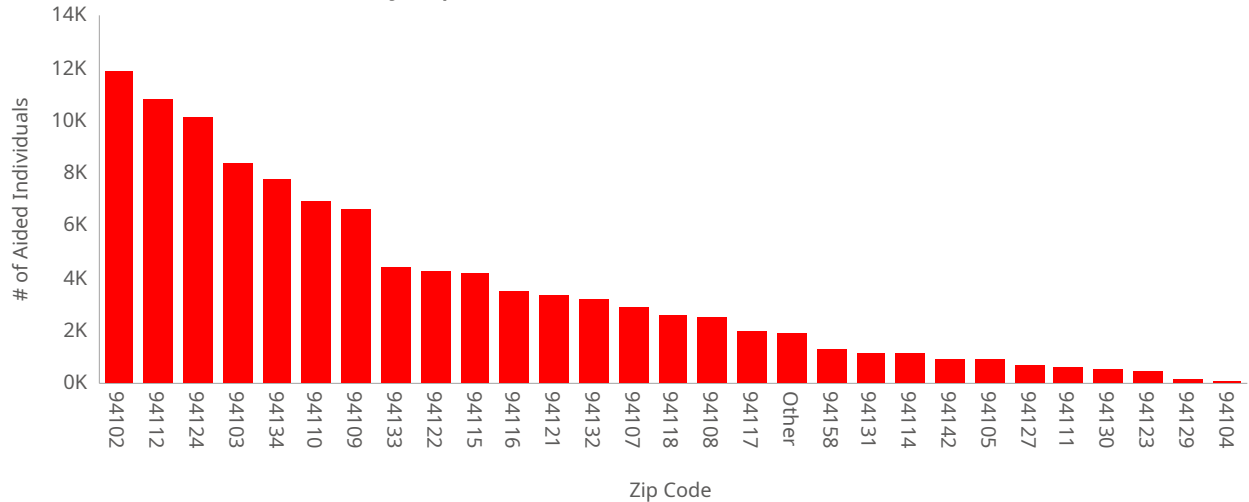
Program: CalFresh
Data Source: CalWIN System as of Oct-2023
San Francisco Human Services Agency Planning Unit

Total Aided Individuals, by Language Group



Program: CalFresh
Data Source: CalWIN System as of Oct-2023
San Francisco Human Services Agency Planning Unit

Total Aided Individuals, by Zip Code



Zip Code	San Francisco Neighborhood	# of Aided Individuals
94102	Hayes Valley/Civic Center/Tenderloin	11,810
94112	Ingleside/Excelsior	10,745
94124	Bayview/Hunters Point	10,071
94103	South of Market	8,295
94134	Visitacion Valley	7,721
94110	Mission District/Bernal Heights	6,917
94109	Polk/Russian Hill/Nob Hill	6,570
94133	North Beach	4,372
94122	Sunset	4,232
94115	Western Addition/Japantown	4,162
94116	Sunset/Parkside/Forest Hill	3,439
94121	Outer Richmond	3,303
94132	Lake Merced/Lakeside	3,176
94107	Potrero Hill/SOMA	2,836
94118	Inner Richmond	2,543
94108	Chinatown	2,507
94117	Haight-Ashbury	1,983
Other	Other	1,885
94158	Mission Bay	1,279
94131	Twin Peaks/Glen Park	1,150
94114	Castro/Noe Valley	1,144
94142	General Delivery	864
94105	Rincon Hill	856
94127	St. Francis Wood/Miraloma/West Portal	701
94111	Embarcadero	621
94130	Treasure Island	501
94123	Marina/Cow Hollow	417
94129	Presidio	114
94104	Financial District	92
Grand Total		104,306

Program: CalFresh
 Data Source: CalWIN System as of Oct-2023
 San Francisco Human Services Agency Planning Unit