



**Program Name CAAP**

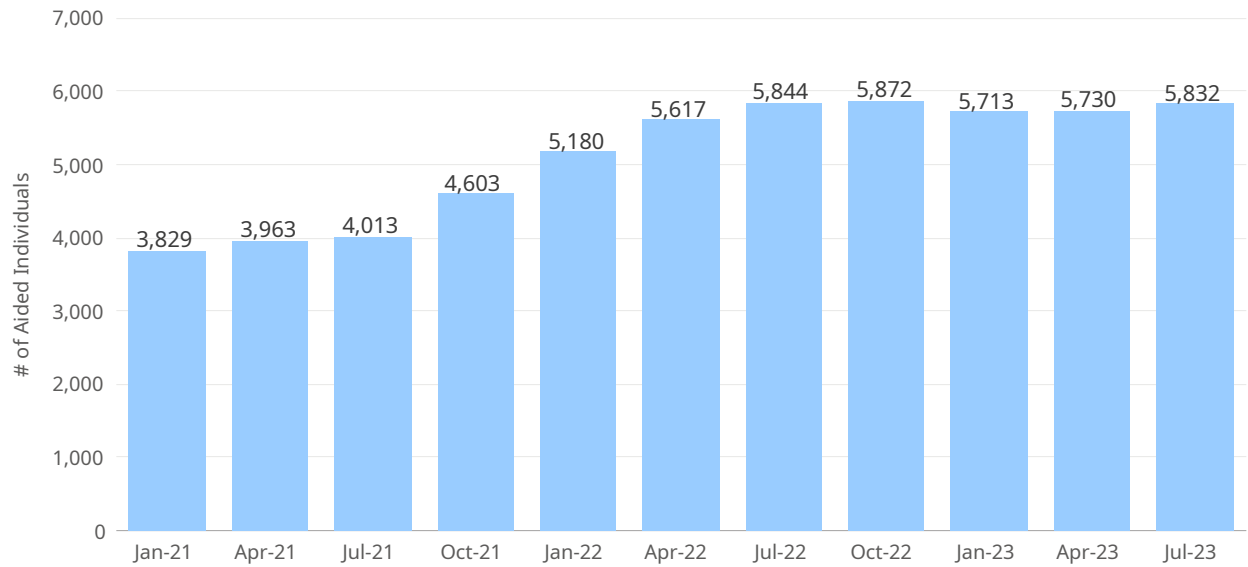
Program Name	Total Number of Aided Individuals	Total Number of Aided Cases (Households)
CAAP	5,158	5,119

Program: CAAP  
Data Source: CalWIN System as of Oct-2023  
San Francisco Human Services Agency Planning Unit

**Aided Individual Trend Over Time**

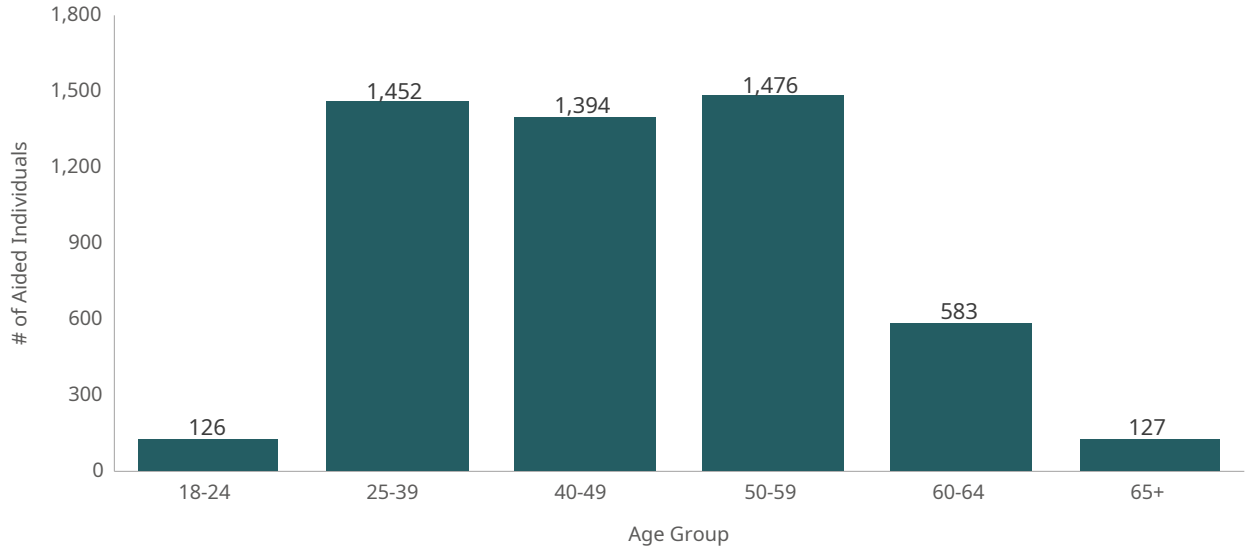
Caseload data in recent months are impacted by retroactive changes and are excluded from this trend analysis. Monthly counts are subject to change over time due to case revisions.

**# of Aided Individuals**



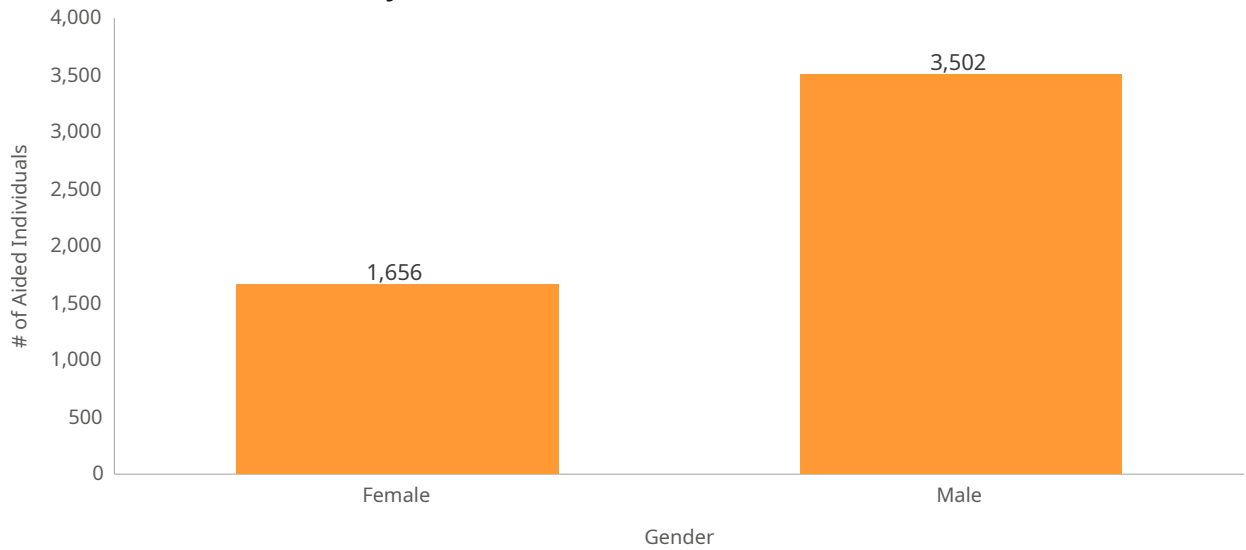
Program: CAAP  
Data Source: CalWIN System as of Oct-2023  
San Francisco Human Services Agency Planning Unit

### Total Aided Individuals, by Age Group



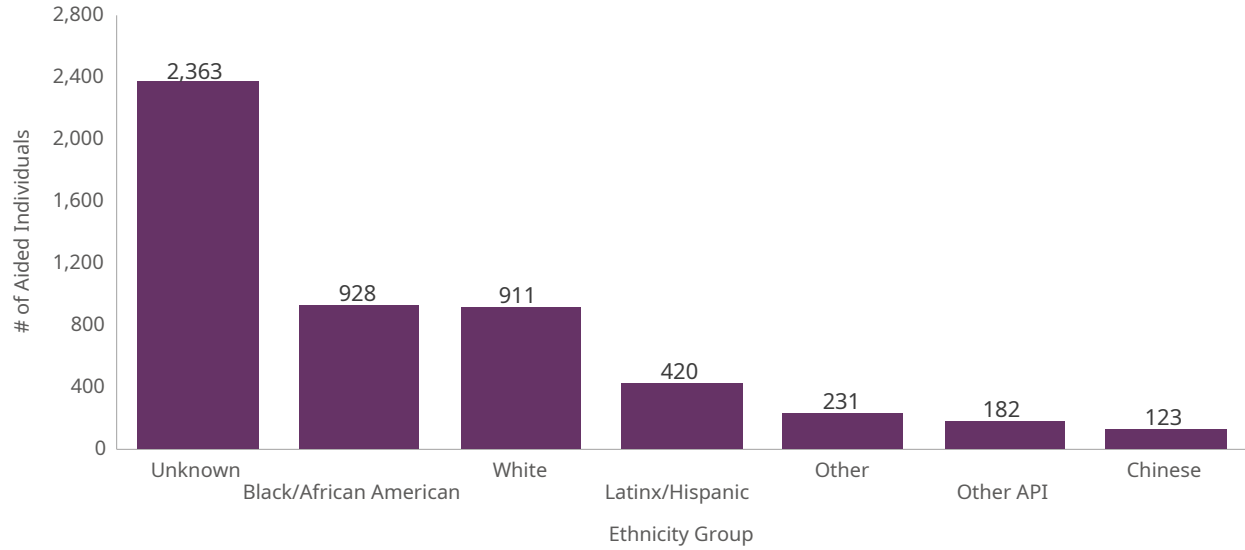
Program: CAAP  
Data Source: CalWIN System as of Oct-2023  
San Francisco Human Services Agency Planning Unit

### Total Aided Individuals, by Gender



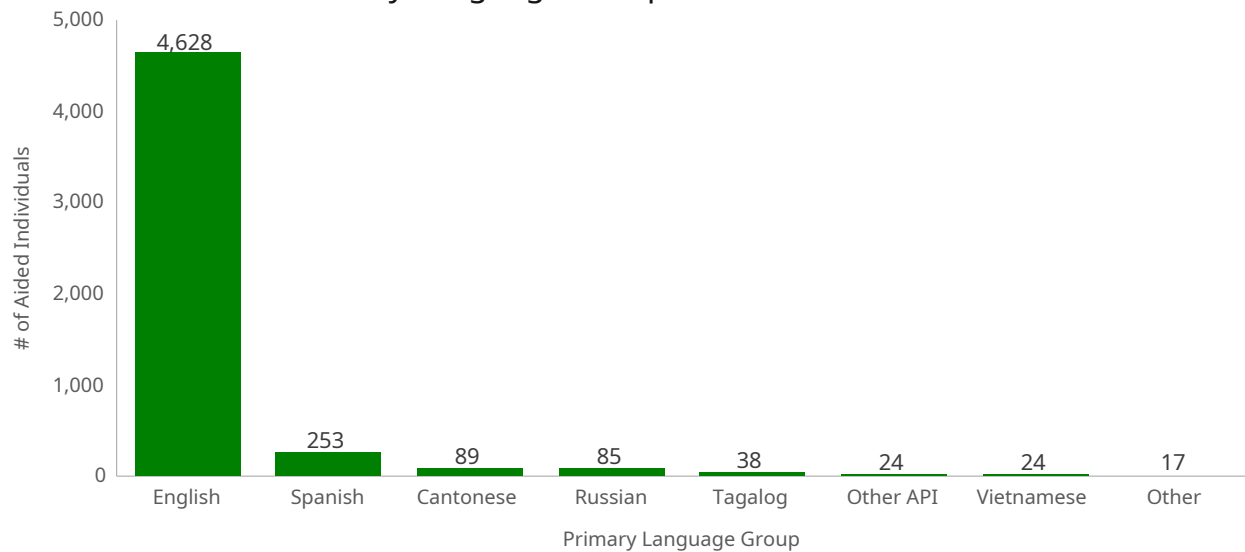
Program: CAAP  
Data Source: CalWIN System as of Oct-2023  
San Francisco Human Services Agency Planning Unit

### Total Aided Individuals, by Ethnicity Group



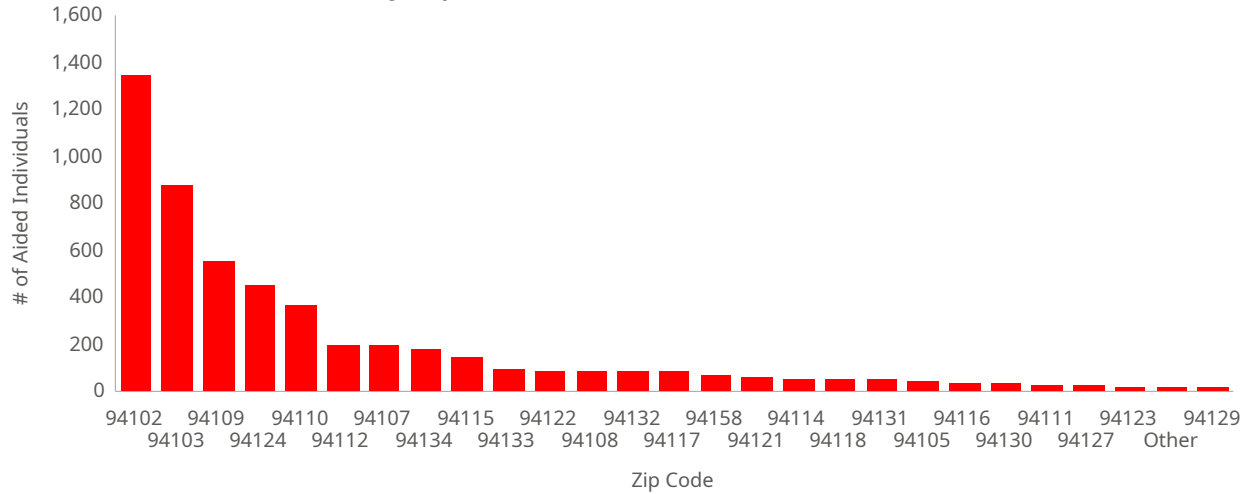
Program: CAAP  
Data Source: CalWIN System as of Oct-2023  
San Francisco Human Services Agency Planning Unit

### Total Aided Individuals, by Language Group



Program: CAAP  
Data Source: CalWIN System as of Oct-2023  
San Francisco Human Services Agency Planning Unit

## Total Aided Individuals, by Zip Code



Zip Code	San Francisco Neighborhood	# of Aided Individuals
94102	Hayes Valley/Civic Center/Tenderloin	1,340
94103	South of Market	872
94109	Polk/Russian Hill/Nob Hill	549
94124	Bayview/Hunters Point	449
94110	Mission District/Bernal Heights	365
94112	Ingleside/Excelsior	197
94107	Potrero Hill/SOMA	190
94134	Visitacion Valley	174
94115	Western Addition/Japantown	142
94133	North Beach	95
94122	Sunset	86
94108	Chinatown	80
94132	Lake Merced/Lakeside	80
94117	Haight-Ashbury	79
94158	Mission Bay	66
94121	Outer Richmond	56
94114	Castro/Noe Valley	49
94118	Inner Richmond	47
94131	Twin Peaks/Glen Park	46
94105	Rincon Hill	44
94116	Sunset/Parkside/Forest Hill	34
94130	Treasure Island	30
94111	Embarcadero	19
94127	St. Francis Wood/Miraloma/West Portal	19
94123	Marina/Cow Hollow	16
Other	Other	15
94129	Presidio	12
<b>Grand Total</b>		<b>5,158</b>

Program: CAAP

Data Source: CalWIN System as of Oct-2023

San Francisco Human Services Agency Planning Unit