

Program Name CAAP

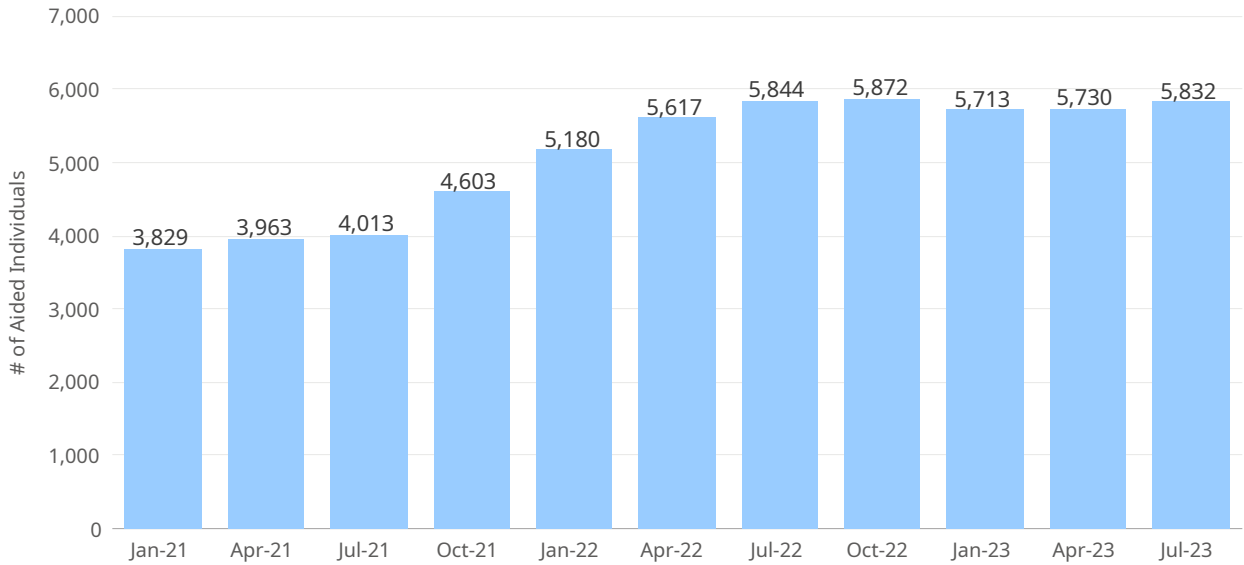
Program Name	Total Number of Aided Individuals	Total Number of Aided Cases (Households)
CAAP	5,158	5,119

Program: CAAP
Data Source: CalWIN System as of Oct-2023
San Francisco Human Services Agency Planning Unit

Aided Individual Trend Over Time

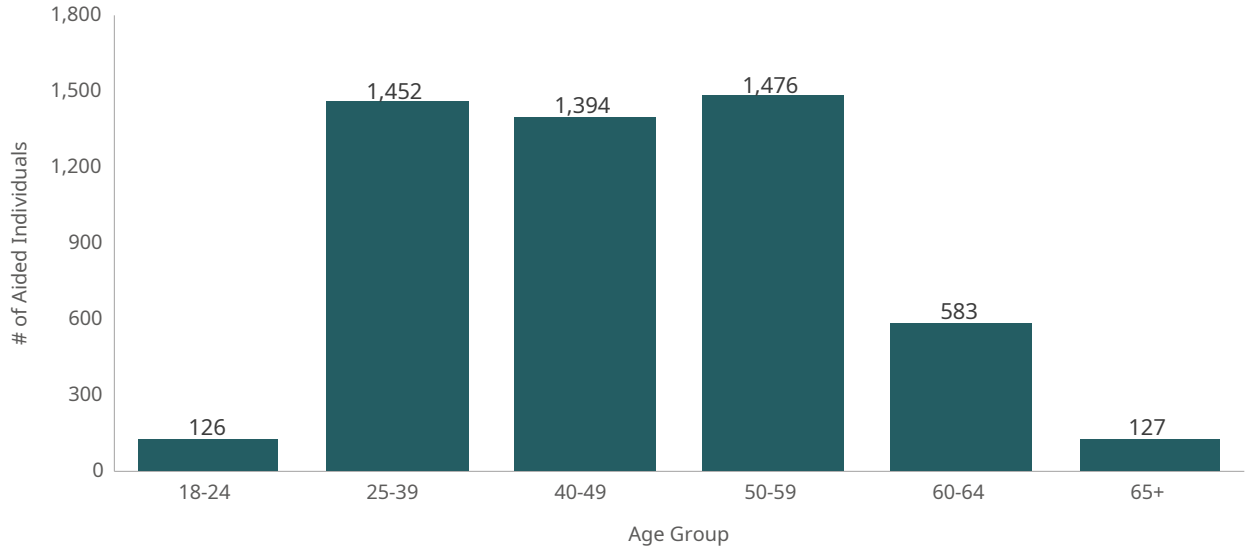
Caseload data in recent months are impacted by retroactive changes and are excluded from this trend analysis. Monthly counts are subject to change over time due to case revisions.

of Aided Individuals



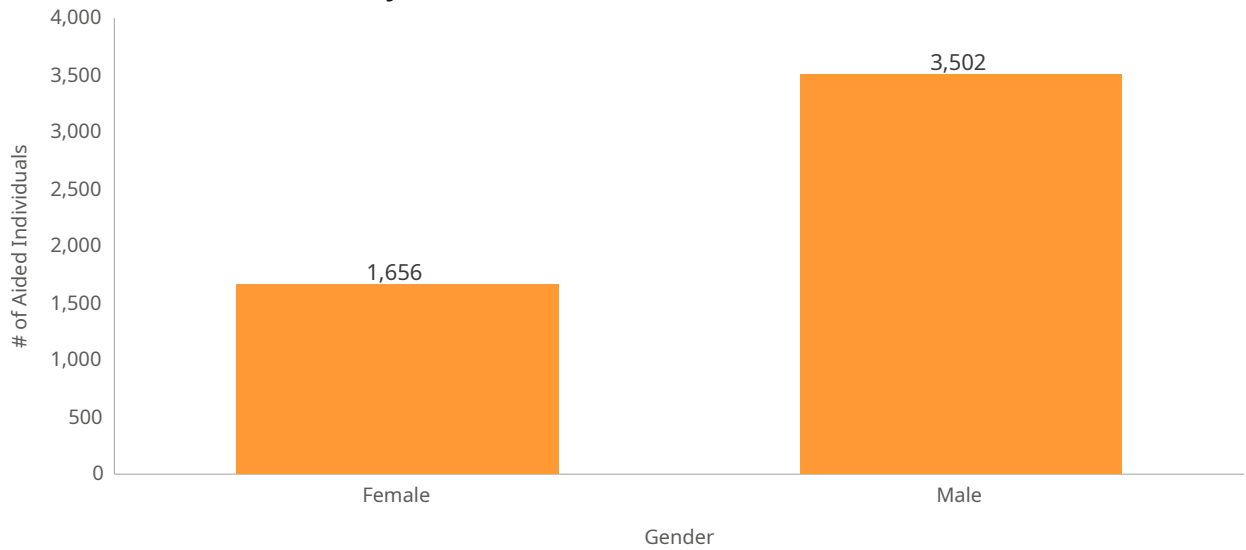
Program: CAAP
Data Source: CalWIN System as of Oct-2023
San Francisco Human Services Agency Planning Unit

Total Aided Individuals, by Age Group



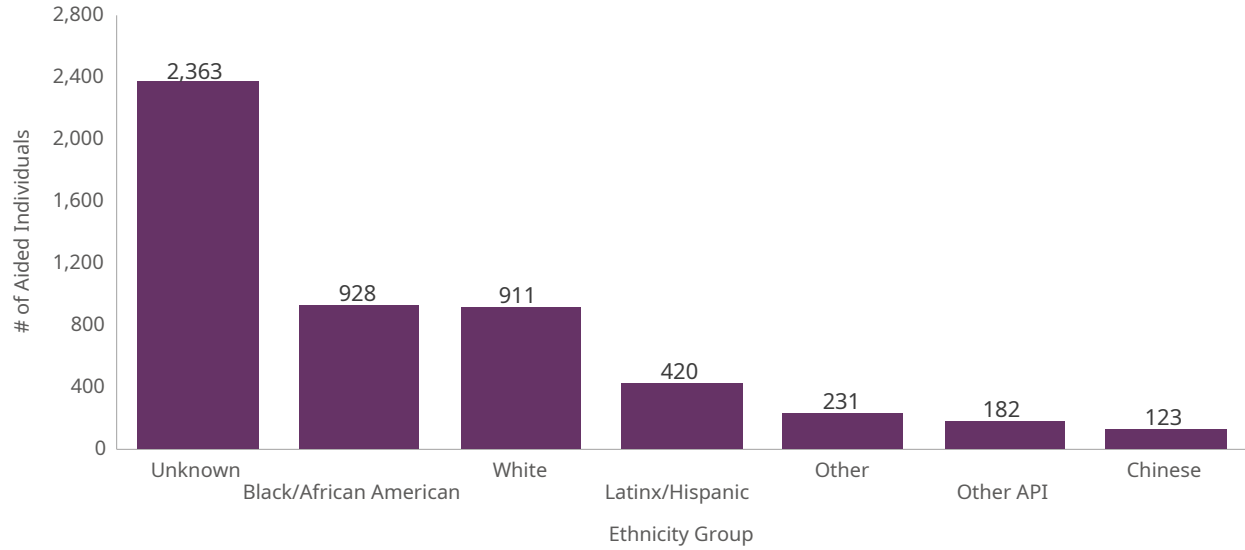
Program: CAAP
Data Source: CalWIN System as of Oct-2023
San Francisco Human Services Agency Planning Unit

Total Aided Individuals, by Gender



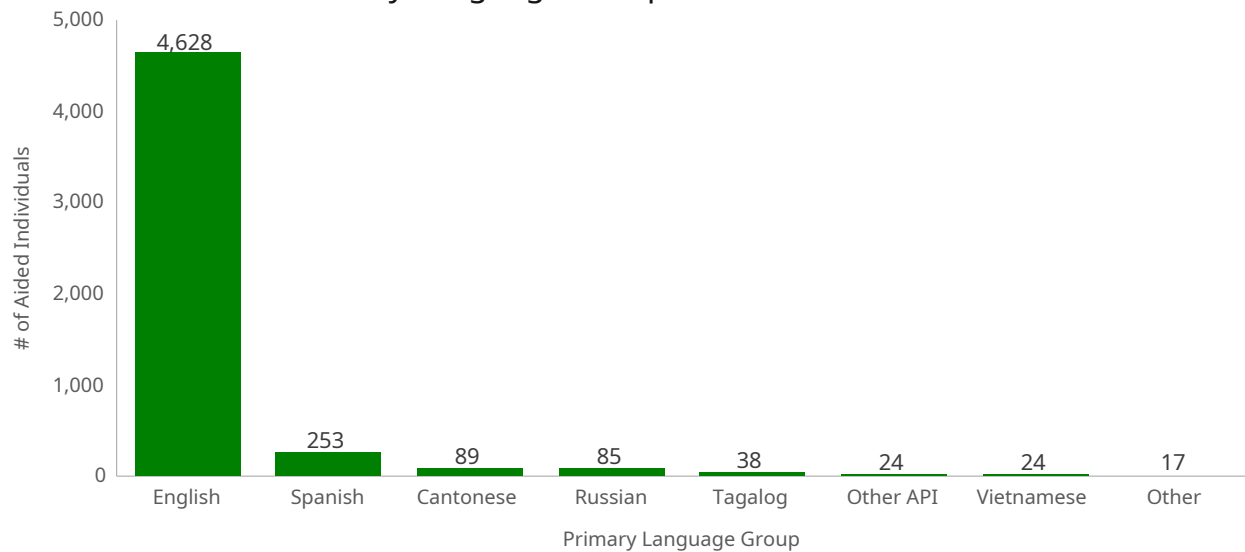
Program: CAAP
Data Source: CalWIN System as of Oct-2023
San Francisco Human Services Agency Planning Unit

Total Aided Individuals, by Ethnicity Group



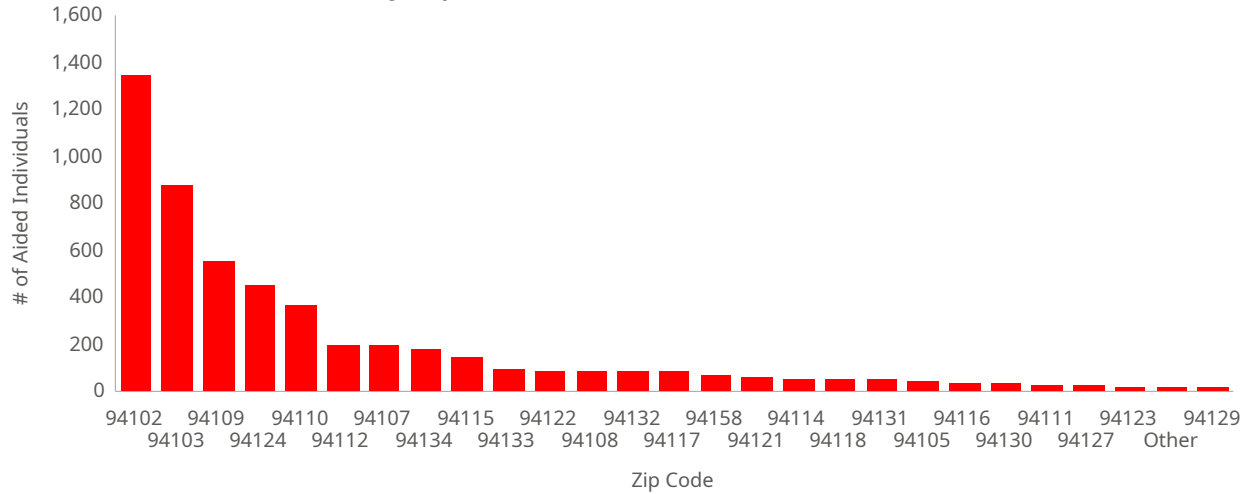
Program: CAAP
Data Source: CalWIN System as of Oct-2023
San Francisco Human Services Agency Planning Unit

Total Aided Individuals, by Language Group



Program: CAAP
Data Source: CalWIN System as of Oct-2023
San Francisco Human Services Agency Planning Unit

Total Aided Individuals, by Zip Code



Zip Code	San Francisco Neighborhood	# of Aided Individuals
94102	Hayes Valley/Civic Center/Tenderloin	1,340
94103	South of Market	872
94109	Polk/Russian Hill/Nob Hill	549
94124	Bayview/Hunters Point	449
94110	Mission District/Bernal Heights	365
94112	Ingleside/Excelsior	197
94107	Potrero Hill/SOMA	190
94134	Visitacion Valley	174
94115	Western Addition/Japantown	142
94133	North Beach	95
94122	Sunset	86
94108	Chinatown	80
94132	Lake Merced/Lakeside	80
94117	Haight-Ashbury	79
94158	Mission Bay	66
94121	Outer Richmond	56
94114	Castro/Noe Valley	49
94118	Inner Richmond	47
94131	Twin Peaks/Glen Park	46
94105	Rincon Hill	44
94116	Sunset/Parkside/Forest Hill	34
94130	Treasure Island	30
94111	Embarcadero	19
94127	St. Francis Wood/Miraloma/West Portal	19
94123	Marina/Cow Hollow	16
Other	Other	15
94129	Presidio	12
Grand Total		5,158

Program: CAAP

Data Source: CalWIN System as of Oct-2023

San Francisco Human Services Agency Planning Unit