

# How to apply for CalWORKs in San Francisco

Keep this form for reference



1

## Submit an Application

-  170 Otis St.  
3120 Mission St.  
801 Turk St.
-  MyBenefitsCalWIN.org
-  (415) 557-5100
-  SFHSA CalWORKs  
P.O. Box 7988  
SF, CA, 94120
-  (415) 557-5478

2




## Schedule and Complete a CalWORKs Appointment in person or by phone

-  170 Otis St.
-  (415) 557-5100

We will ask you questions to learn more about your situation.

3

## Attend a CalWORKs Information Session

-  170 Otis St.
-  (415) 557-5100
-  Online option available upon request

We will tell you about the support and services available and whether you will have work/school requirements if you are approved for CalWORKs.

4

## Turn in your paperwork by the due date

Call us if you have questions or need help to complete this step.

5

## Check your mail and your phone messages/voicemail

It can take up to 45 days for us to send you a CalWORKs approval or denial notice. Check your mail for notices from CalFresh (food assistance) and Medi-Cal (health services) if you're not already enrolled.

**If your family has urgent needs for money, housing, food, rent or utility bills, clothing, or medical needs, let us know right away. You may qualify for immediate emergency help.**

We can arrange language translations.

If you have questions, call (415) 557-5100 and ask for the contact information for your case manager.

Case Manager Name

\_\_\_\_\_

Phone

\_\_\_\_\_

