

**Program Name Medi-Cal**

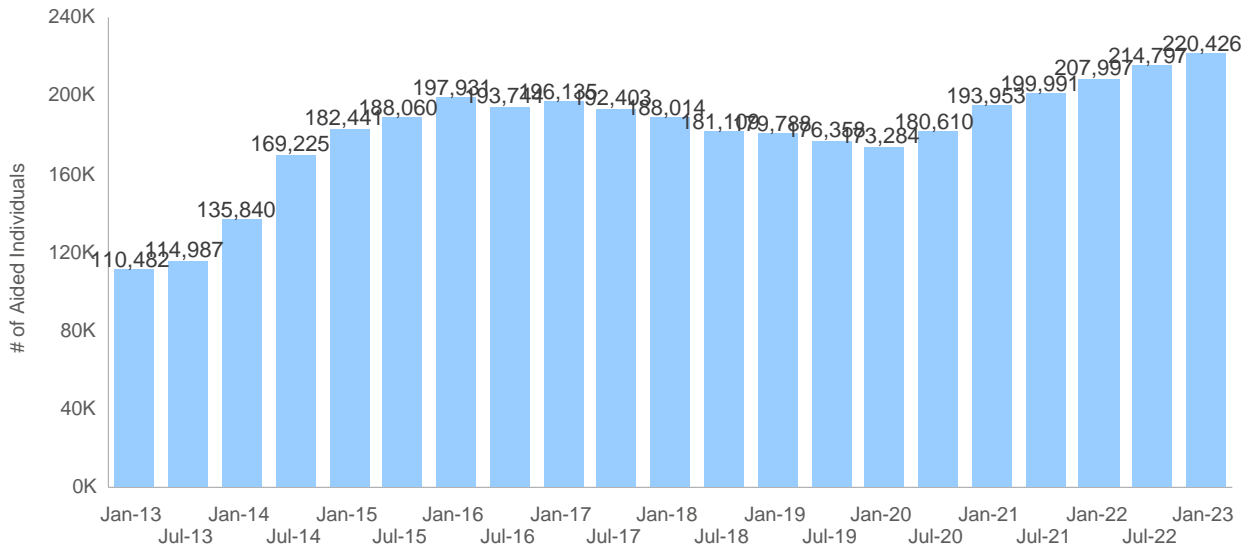
Program Name	Total Number of Aided Individuals	Total Number of Aided Cases (Households)
Medi-Cal	219,923	142,021

Program: Medi-Cal (Does not include SSI-linked Medi-Cal)  
 Data Source: CalWIN System as of Mar-2023  
 San Francisco Human Services Agency Planning Unit

**Medi-Cal Aided Individual Trend Over Time**

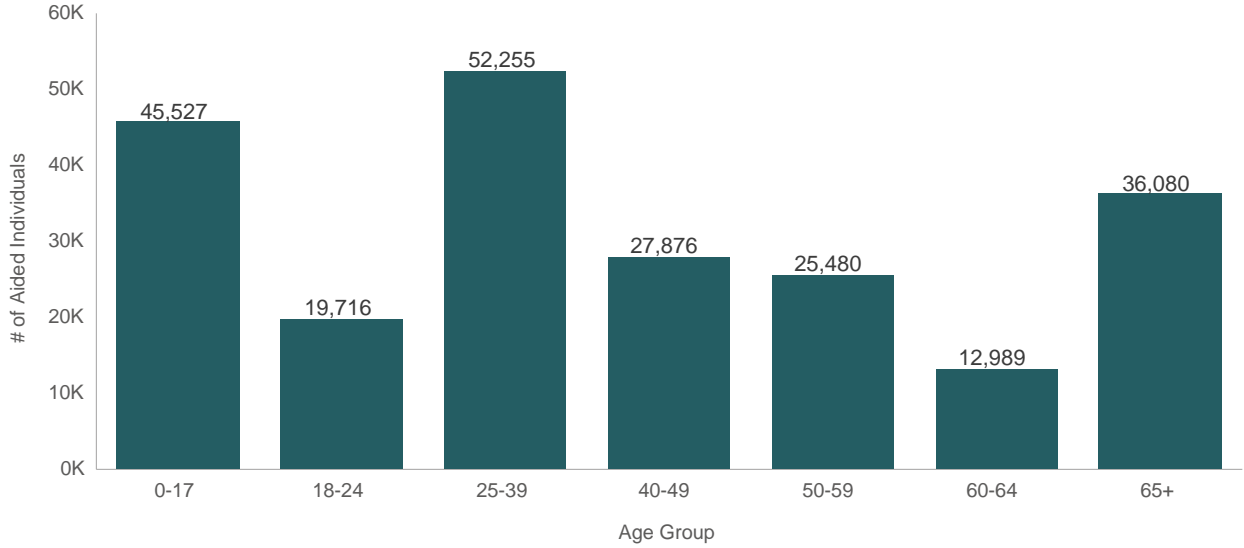
Caseload data in recent months are impacted by retroactive changes and are excluded from this trend analysis. Monthly counts are subject to change over time due to case revisions.

# of Aided Individuals



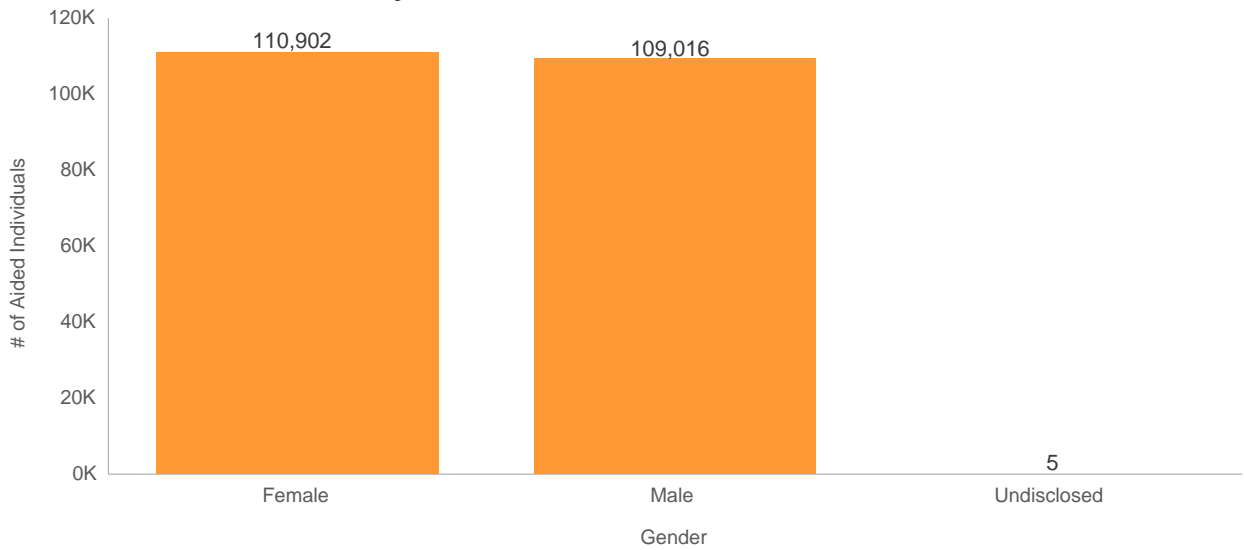
Program: Medi-Cal (Does not include SSI-linked Medi-Cal)  
 Data Source: CalWIN System as of Mar-2023  
 San Francisco Human Services Agency Planning Unit

### Total Aided Individuals, by Age Group



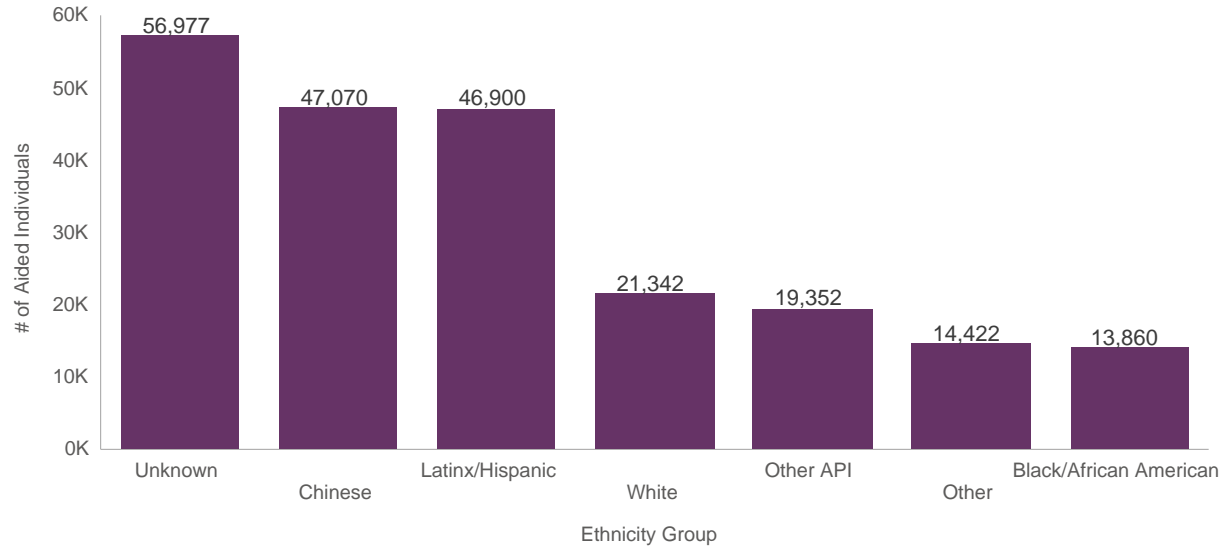
Program: Medi-Cal (Does not include SSI-linked Medi-Cal)  
Data Source: CalWIN System as of Mar-2023  
San Francisco Human Services Agency Planning Unit

### Total Aided Individuals, by Gender



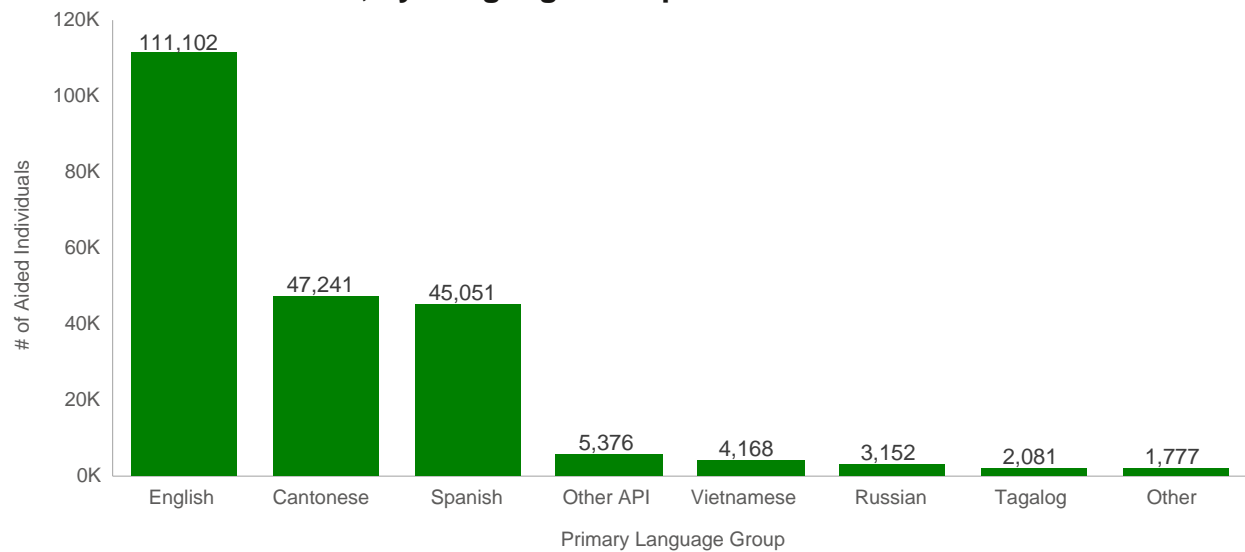
Program: Medi-Cal (Does not include SSI-linked Medi-Cal)  
Data Source: CalWIN System as of Mar-2023  
San Francisco Human Services Agency Planning Unit

### Total Aided Individuals, by Ethnicity Group



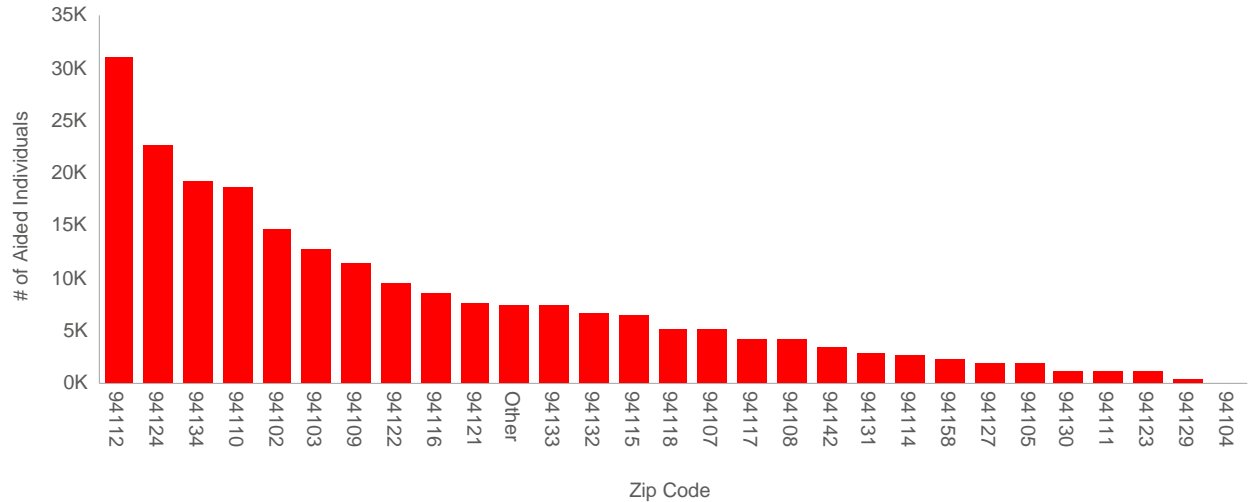
Program: Medi-Cal (Does not include SSI-linked Medi-Cal)  
 Data Source: CalWIN System as of Mar-2023  
 San Francisco Human Services Agency Planning Unit

### Total Aided Individuals, by Language Group



Program: Medi-Cal (Does not include SSI-linked Medi-Cal)  
 Data Source: CalWIN System as of Mar-2023  
 San Francisco Human Services Agency Planning Unit

## Total Aided Individuals, by Zip Code



Zip Code	San Francisco Neighborhood	# of Aided Individuals
94112	Ingleside/Excelsior	30,931
94124	Bayview/Hunters Point	22,436
94134	Visitacion Valley	19,130
94110	Mission District/Bernal Heights	18,621
94102	Hayes Valley/Civic Center/Tenderloin	14,585
94103	South of Market	12,743
94109	Polk/Russian Hill/Nob Hill	11,357
94122	Sunset	9,492
94116	Sunset/Parkside/Forest Hill	8,422
94121	Outer Richmond	7,518
Other	Other	7,436
94133	North Beach	7,335
94132	Lake Merced/Lakeside	6,508
94115	Western Addition/Japantown	6,463
94118	Inner Richmond	5,126
94107	Potrero Hill/SOMA	5,058
94117	Haight-Ashbury	4,167
94108	Chinatown	4,128
94142	General Delivery	3,410
94131	Twin Peaks/Glen Park	2,764
94114	Castro/Noe Valley	2,642
94158	Mission Bay	2,273
94127	St. Francis Wood/Miraloma/West Portal	1,825
94105	Rincon Hill	1,821
94130	Treasure Island	1,151
94111	Embarcadero	1,063
94123	Marina/Cow Hollow	1,037
94129	Presidio	307
94104	Financial District	174
<b>Grand Total</b>		<b>219,923</b>

Program: Medi-Cal (Does not include SSI-linked Medi-Cal)  
 Data Source: CalWIN System as of Mar-2023  
 San Francisco Human Services Agency Planning Unit