

**Program Name CalWORKs**

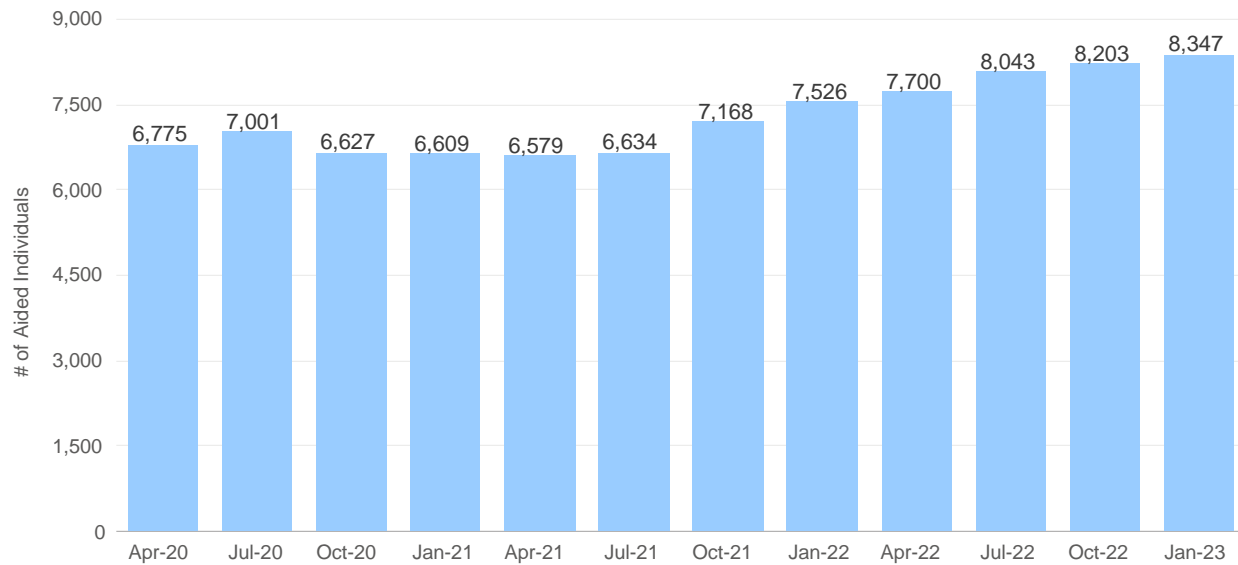
Program Name	Total Number of Aided Individuals	Total Number of Aided Cases (Households)
CalWORKs	8,227	3,409

Program: CalWORKs  
Data Source: CalWIN System as of Mar-2023  
San Francisco Human Services Agency Planning Unit

**Aided Individual Trend Over Time**

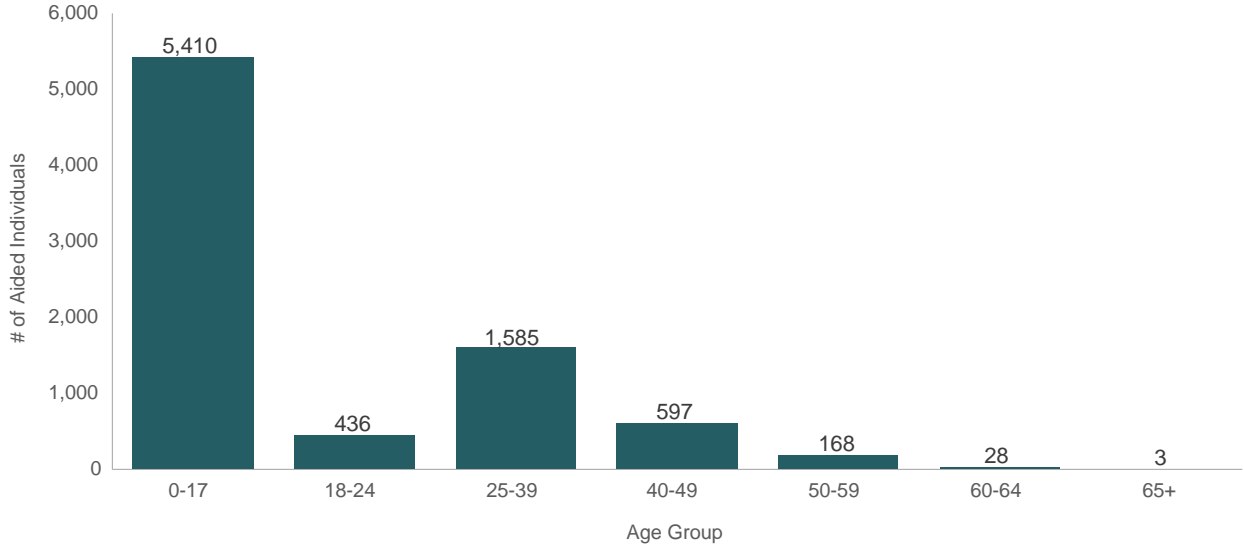
Caseload data in recent months are impacted by retroactive changes and are excluded from this trend analysis. Monthly counts are subject to change over time due to case revisions.

**# of Aided Individuals**



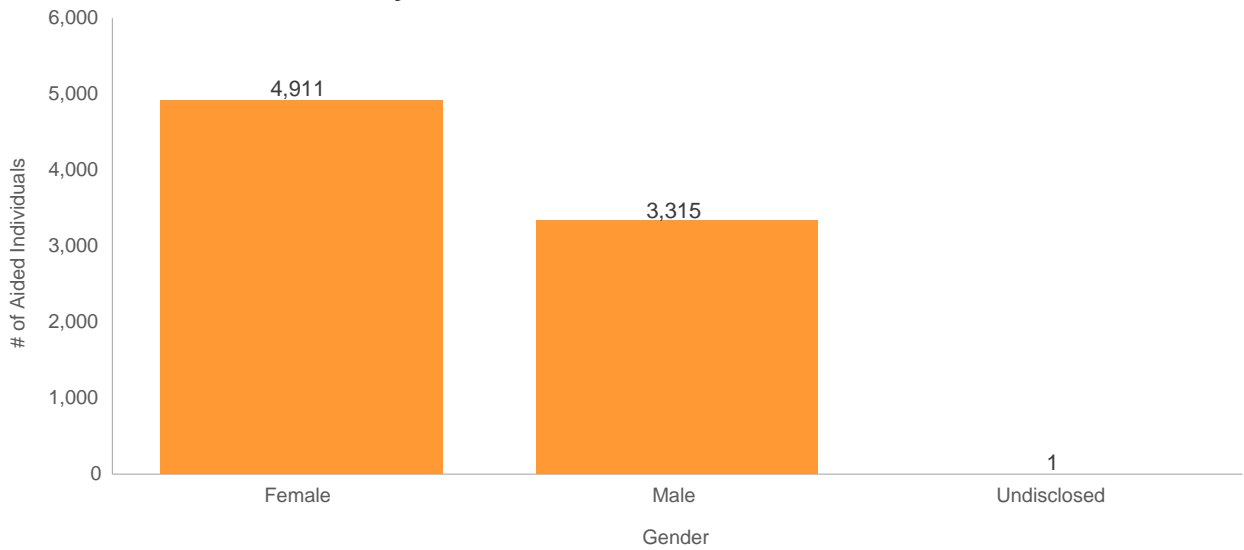
Program: CalWORKs  
Data Source: CalWIN System as of Mar-2023  
San Francisco Human Services Agency Planning Unit

### Total Aided Individuals, by Age Group



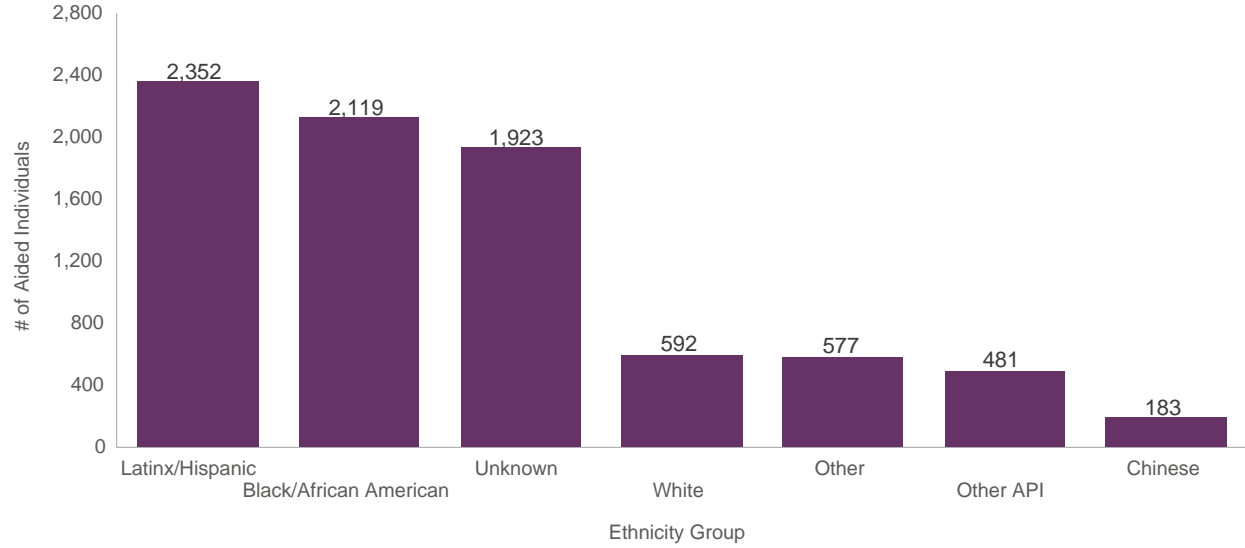
Program: CalWORKs  
Data Source: CalWIN System as of Mar-2023  
San Francisco Human Services Agency Planning Unit

### Total Aided Individuals, by Gender



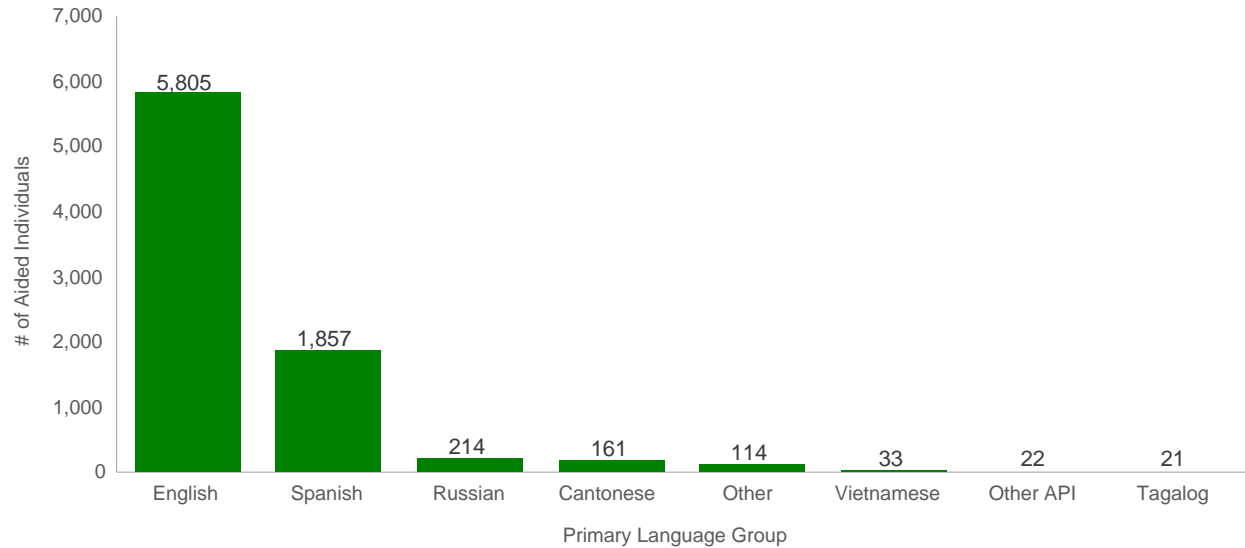
Program: CalWORKs  
Data Source: CalWIN System as of Mar-2023  
San Francisco Human Services Agency Planning Unit

### Total Aided Individuals, by Ethnicity Group



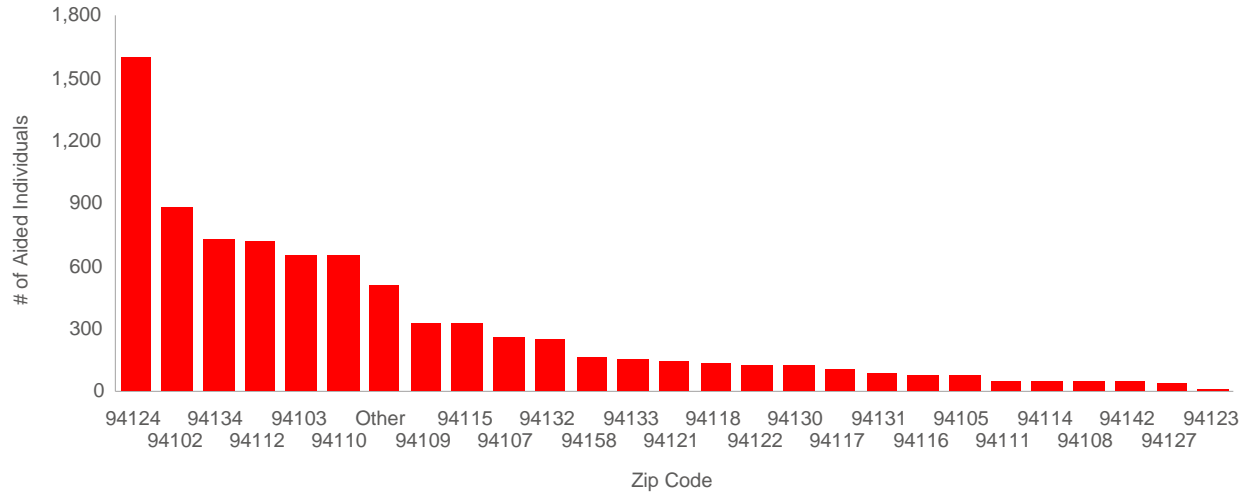
Program: CalWORKs  
Data Source: CalWIN System as of Mar-2023  
San Francisco Human Services Agency Planning Unit

### Total Aided Individuals, by Language Group



Program: CalWORKs  
Data Source: CalWIN System as of Mar-2023  
San Francisco Human Services Agency Planning Unit

## Total Aided Individuals, by Zip Code



Zip Code	San Francisco Neighborhood	# of Aided Individuals
94124	Bayview/Hunters Point	1,596
94102	Hayes Valley/Civic Center/Tenderloin	880
94134	Visitacion Valley	719
94112	Ingleside/Excelsior	710
94103	South of Market	645
94110	Mission District/Bernal Heights	642
Other	Other	501
94109	Polk/Russian Hill/Nob Hill	326
94115	Western Addition/Japantown	323
94107	Potrero Hill/SOMA	256
94132	Lake Merced/Lakeside	242
94158	Mission Bay	159
94133	North Beach	149
94121	Outer Richmond	144
94118	Inner Richmond	129
94122	Sunset	123
94130	Treasure Island	117
94117	Haight-Ashbury	105
94131	Twin Peaks/Glen Park	79
94116	Sunset/Parkside/Forest Hill	78
94105	Rincon Hill	75
94111	Embarcadero	49
94114	Castro/Noe Valley	48
94108	Chinatown	43
94142	General Delivery	42
94127	St. Francis Wood/Miraloma/West Portal	34
94123	Marina/Cow Hollow	11
<b>Grand Total</b>		<b>8,227</b>

Program: CalWORKs

Data Source: CalWIN System as of Mar-2023

San Francisco Human Services Agency Planning Unit