

Program Name CalFresh

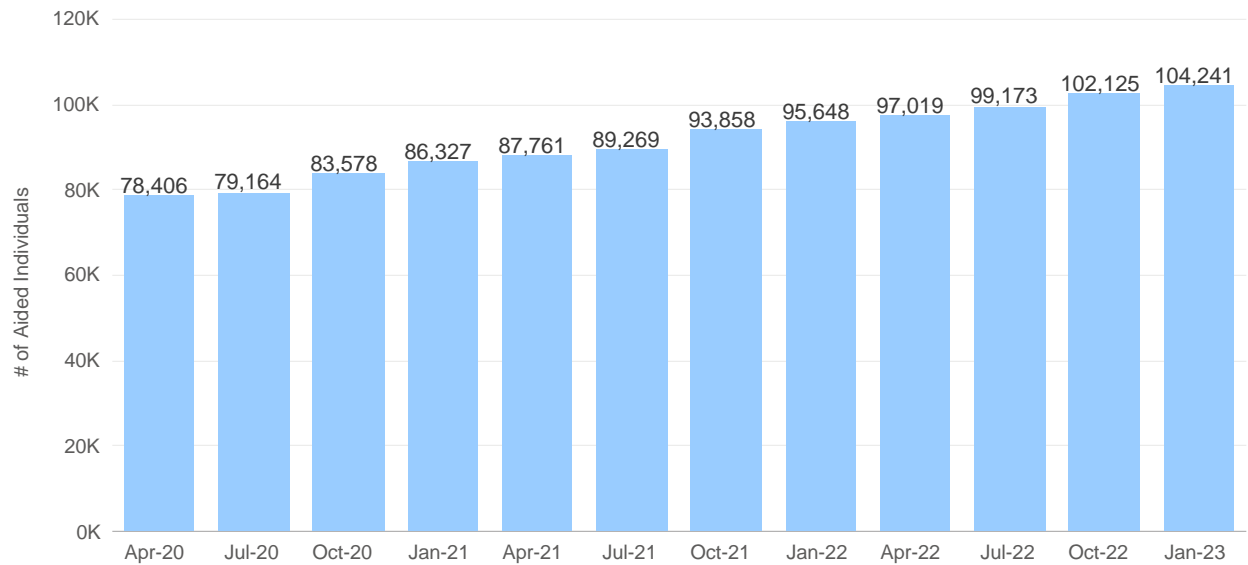
Program Name	Total Number of Aided Individuals	Total Number of Aided Cases (Households)
CalFresh	104,207	76,337

Program: CalFresh
Data Source: CalWIN System as of Mar-2023
San Francisco Human Services Agency Planning Unit

Aided Individual Trend Over Time

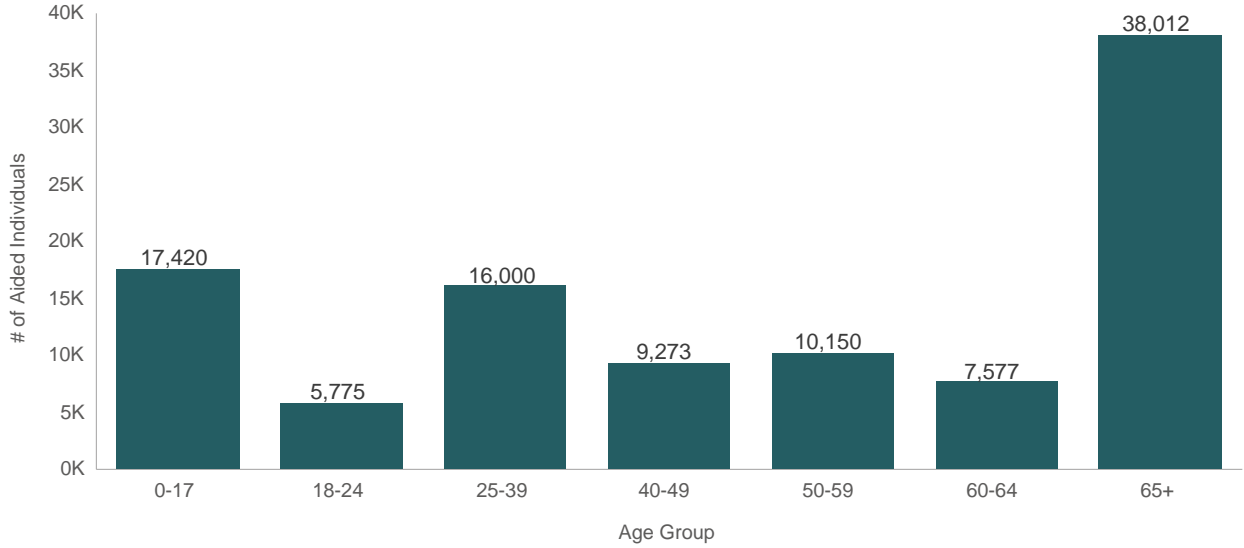
Caseload data in recent months are impacted by retroactive changes and are excluded from this trend analysis. Monthly counts are subject to change over time due to case revisions.

of Aided Individuals



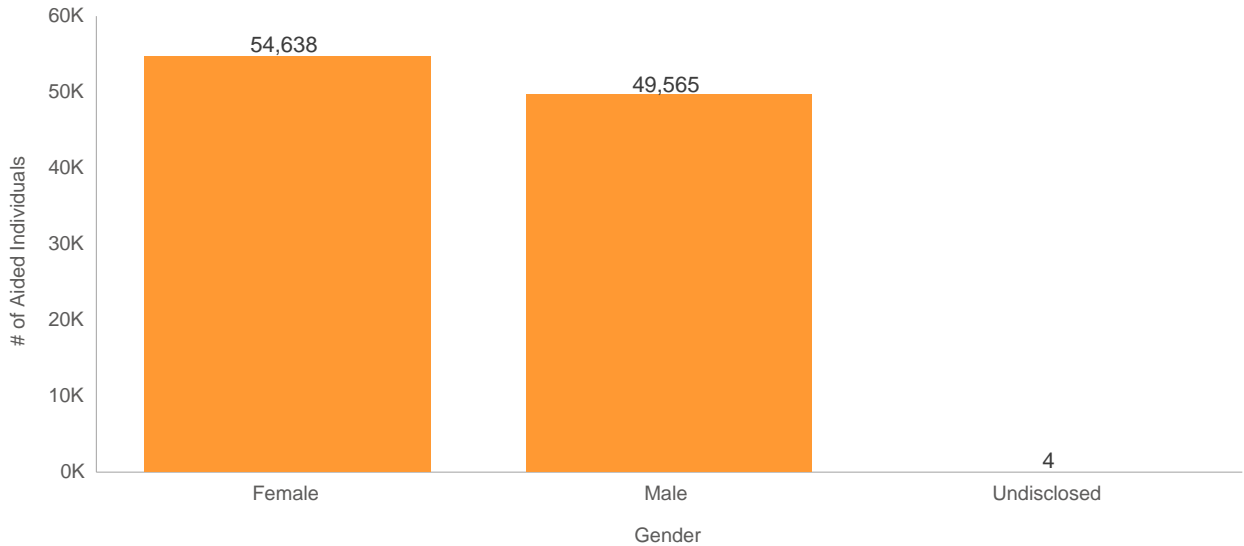
Program: CalFresh
Data Source: CalWIN System as of Mar-2023
San Francisco Human Services Agency Planning Unit

Total Aided Individuals, by Age Group



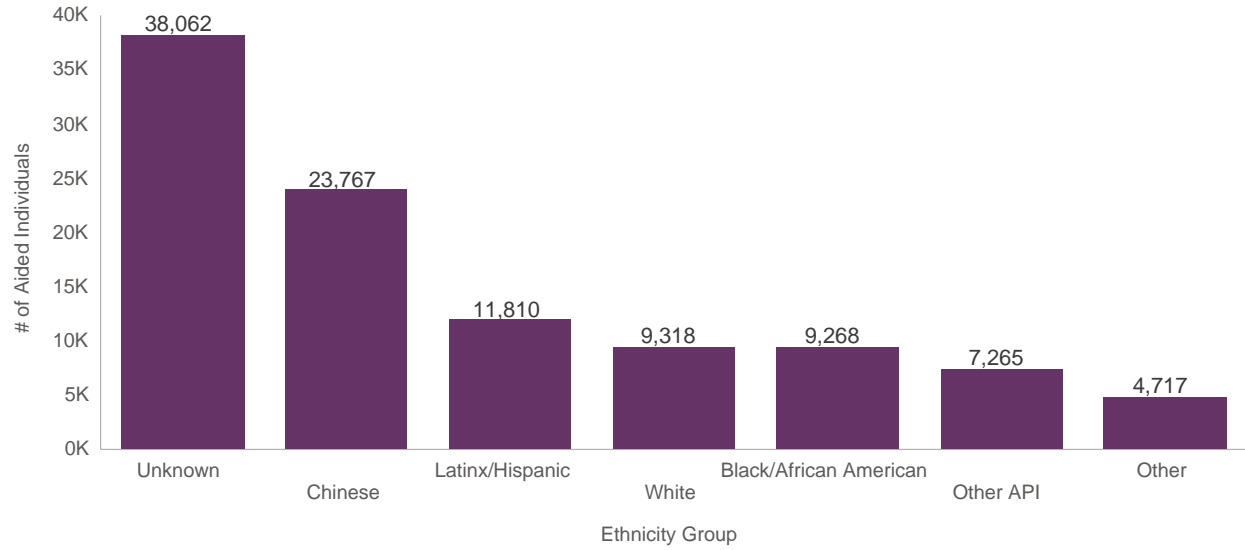
Program: CalFresh
Data Source: CalWIN System as of Mar-2023
San Francisco Human Services Agency Planning Unit

Total Aided Individuals, by Gender



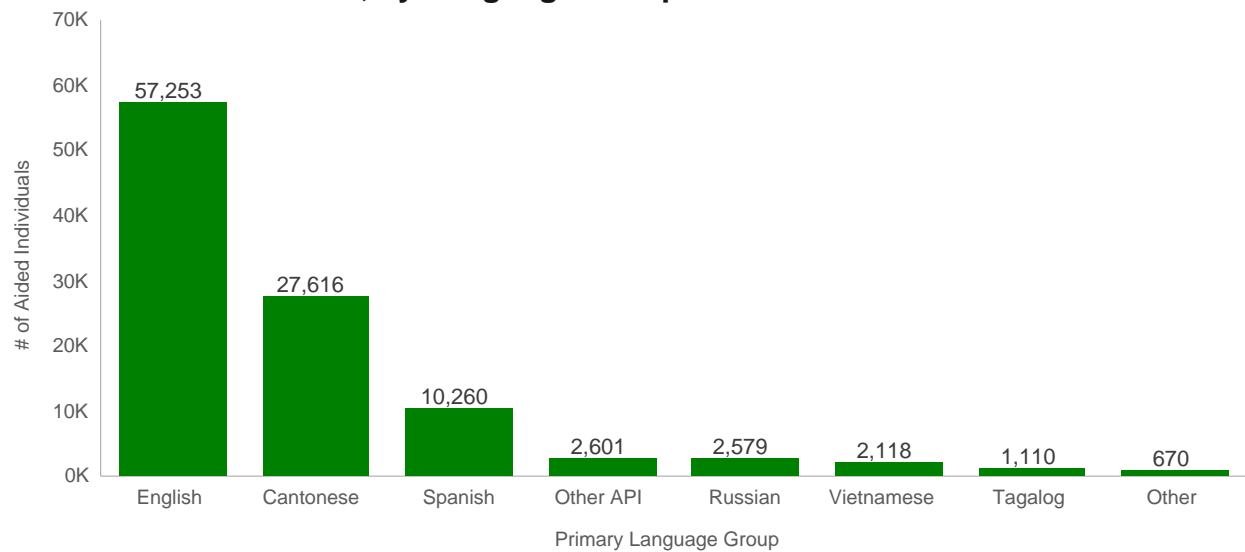
Program: CalFresh
Data Source: CalWIN System as of Mar-2023
San Francisco Human Services Agency Planning Unit

Total Aided Individuals, by Ethnicity Group



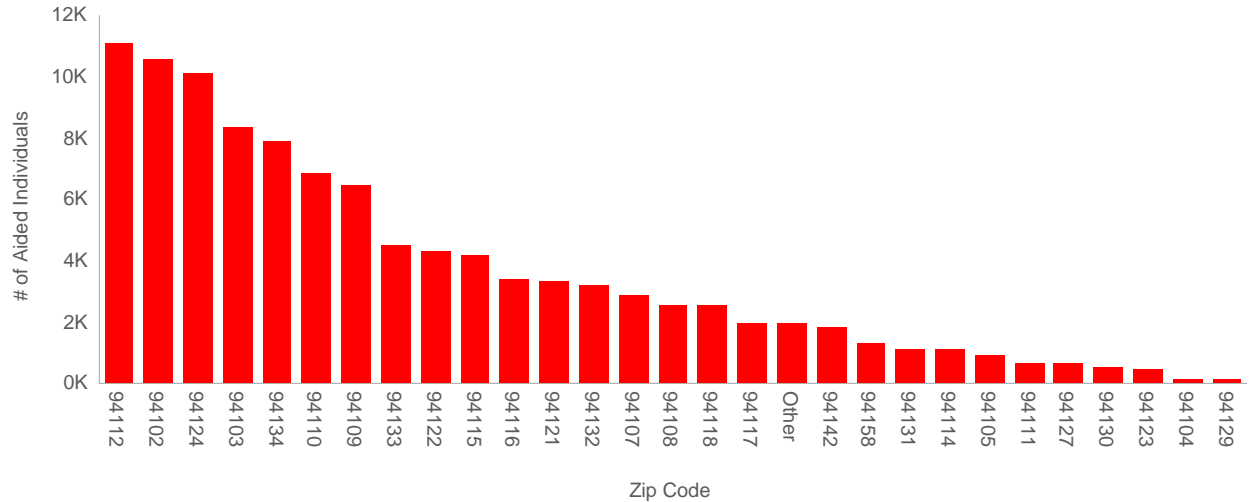
Program: CalFresh
Data Source: CalWIN System as of Mar-2023
San Francisco Human Services Agency Planning Unit

Total Aided Individuals, by Language Group



Program: CalFresh
Data Source: CalWIN System as of Mar-2023
San Francisco Human Services Agency Planning Unit

Total Aided Individuals, by Zip Code



Zip Code	San Francisco Neighborhood	# of Aided Individuals
94112	Ingleside/Excelsior	11,010
94102	Hayes Valley/Civic Center/Tenderloin	10,546
94124	Bayview/Hunters Point	10,081
94103	South of Market	8,307
94134	Visitacion Valley	7,885
94110	Mission District/Bernal Heights	6,800
94109	Polk/Russian Hill/Nob Hill	6,443
94133	North Beach	4,483
94122	Sunset	4,265
94115	Western Addition/Japantown	4,148
94116	Sunset/Parkside/Forest Hill	3,380
94121	Outer Richmond	3,315
94132	Lake Merced/Lakeside	3,189
94107	Potrero Hill/SOMA	2,862
94108	Chinatown	2,545
94118	Inner Richmond	2,513
94117	Haight-Ashbury	1,963
Other	Other	1,961
94142	General Delivery	1,784
94158	Mission Bay	1,273
94131	Twin Peaks/Glen Park	1,098
94114	Castro/Noe Valley	1,090
94105	Rincon Hill	891
94111	Embarcadero	649
94127	St. Francis Wood/Miraloma/West Portal	619
94130	Treasure Island	487
94123	Marina/Cow Hollow	415
94104	Financial District	103
94129	Presidio	102
Grand Total		104,207

Program: CalFresh
 Data Source: CalWIN System as of Mar-2023
 San Francisco Human Services Agency Planning Unit