

Program Name CAAP

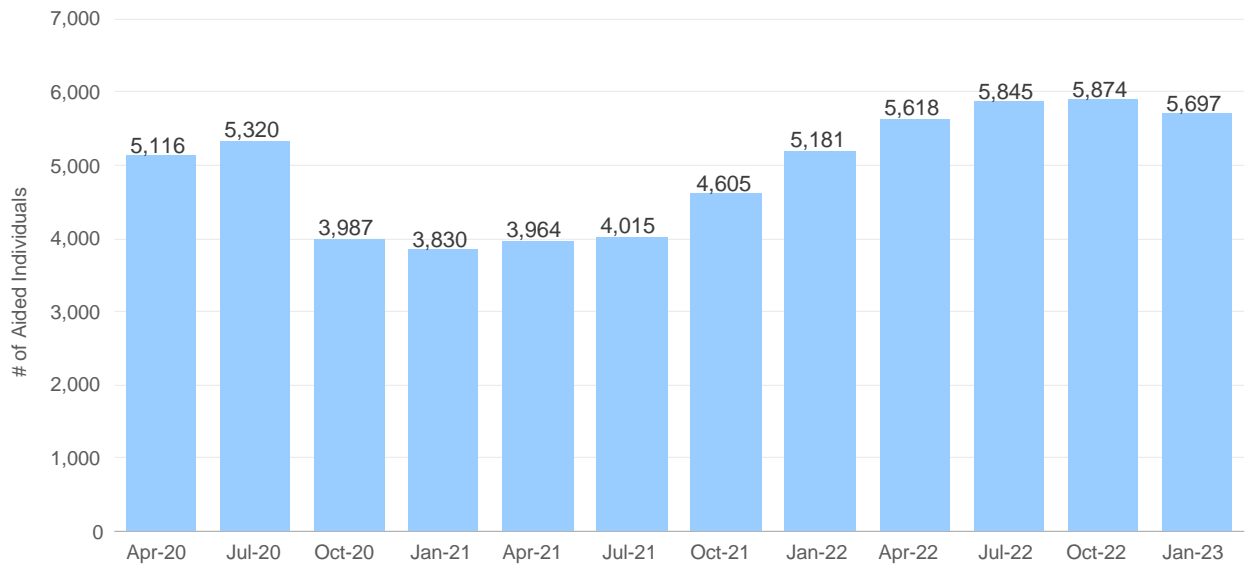
Program Name	Total Number of Aided Individuals	Total Number of Aided Cases (Households)
CAAP	5,312	5,285

Program: CAAP
Data Source: CalWIN System as of Mar-2023
San Francisco Human Services Agency Planning Unit

Aided Individual Trend Over Time

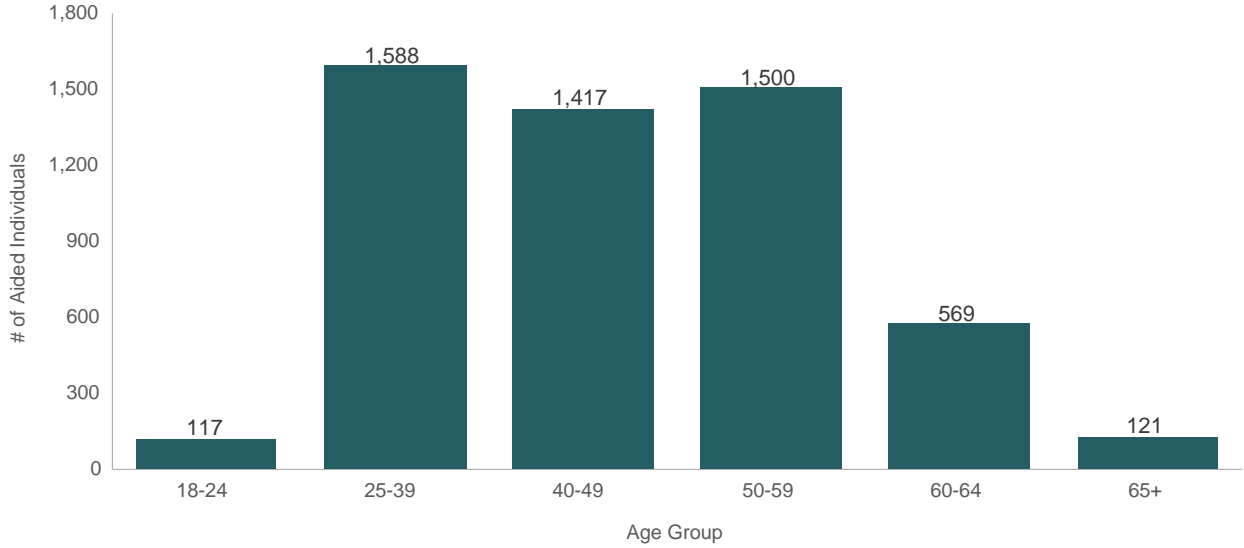
Caseload data in recent months are impacted by retroactive changes and are excluded from this trend analysis. Monthly counts are subject to change over time due to case revisions.

of Aided Individuals



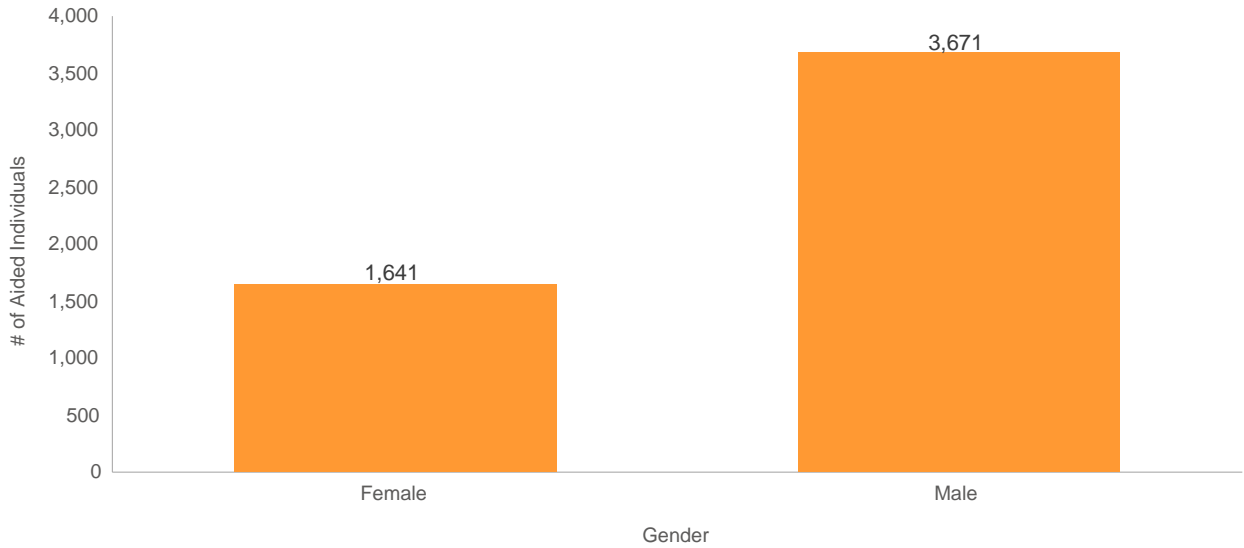
Program: CAAP
Data Source: CalWIN System as of Mar-2023
San Francisco Human Services Agency Planning Unit

Total Aided Individuals, by Age Group



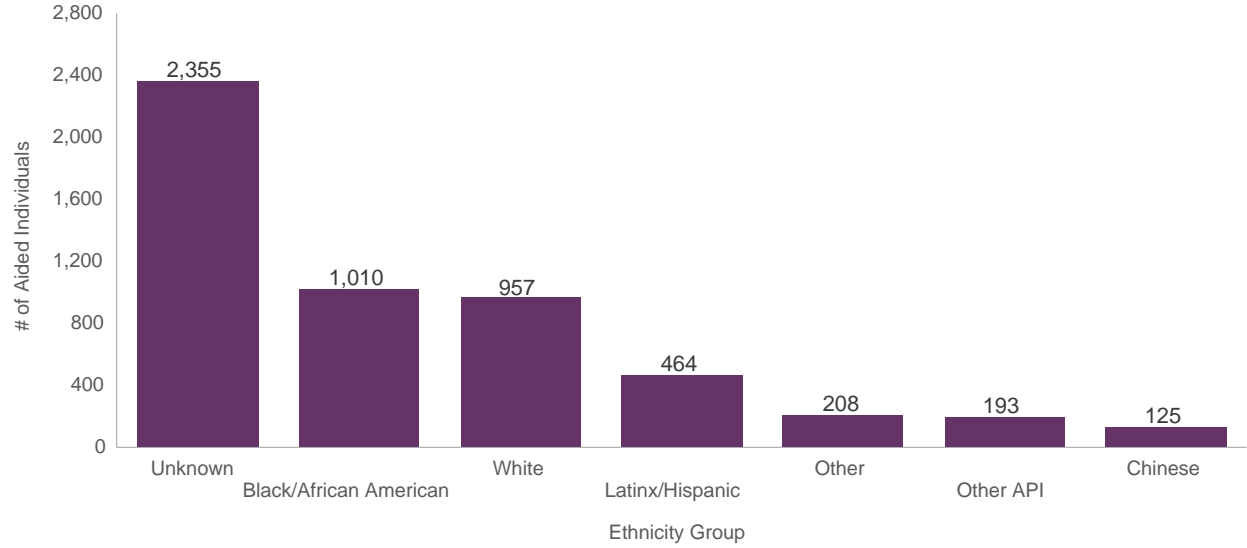
Program: CAAP
Data Source: CalWIN System as of Mar-2023
San Francisco Human Services Agency Planning Unit

Total Aided Individuals, by Gender



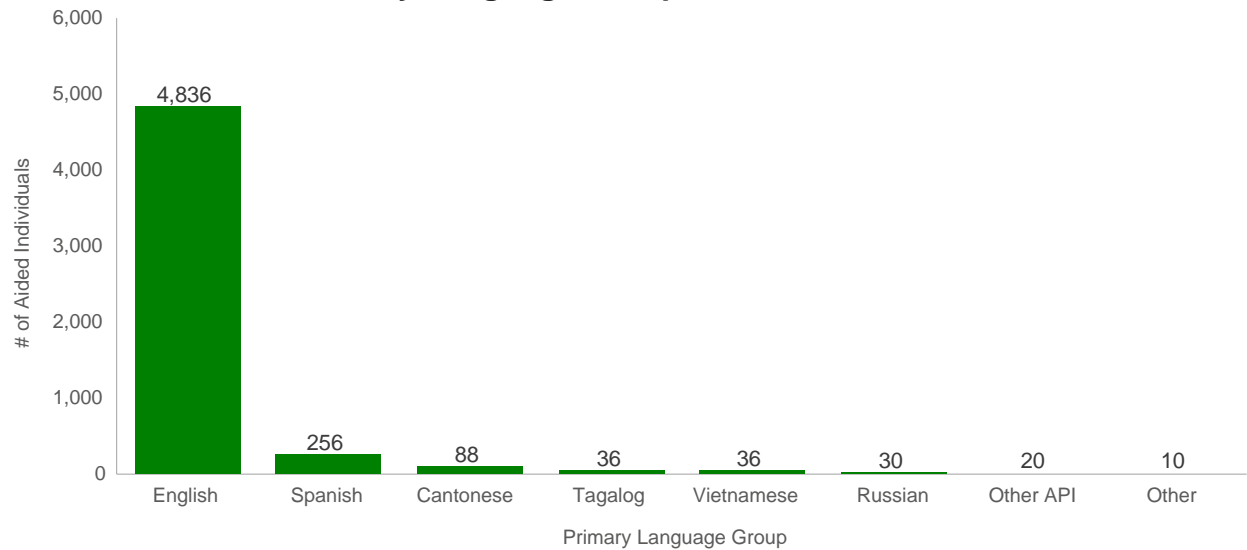
Program: CAAP
Data Source: CalWIN System as of Mar-2023
San Francisco Human Services Agency Planning Unit

Total Aided Individuals, by Ethnicity Group



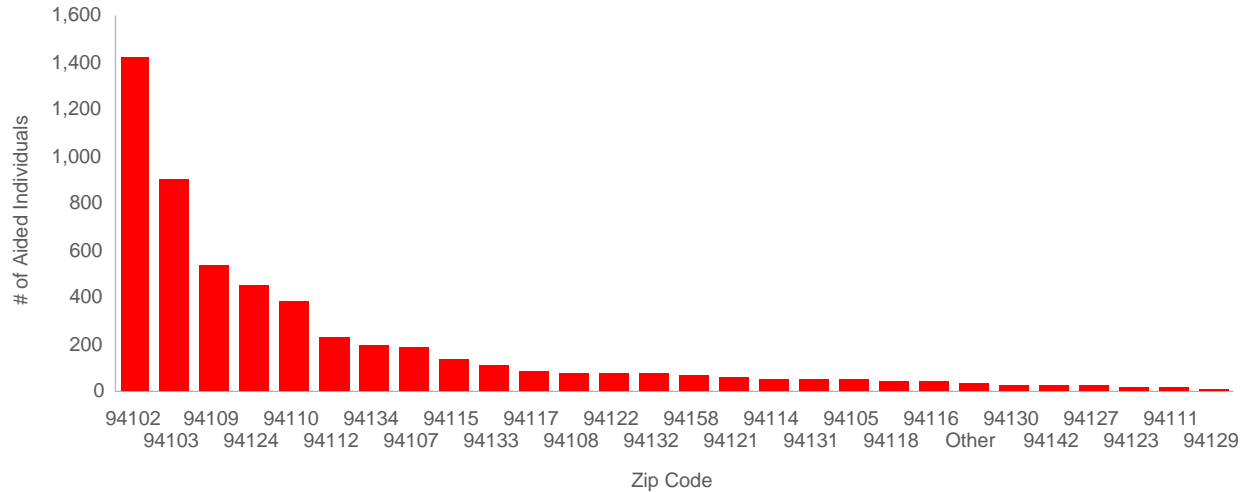
Program: CAAP
 Data Source: CalWIN System as of Mar-2023
 San Francisco Human Services Agency Planning Unit

Total Aided Individuals, by Language Group



Program: CAAP
 Data Source: CalWIN System as of Mar-2023
 San Francisco Human Services Agency Planning Unit

Total Aided Individuals, by Zip Code



Zip Code	San Francisco Neighborhood	# of Aided Individuals
94102	Hayes Valley/Civic Center/Tenderloin	1,412
94103	South of Market	898
94109	Polk/Russian Hill/Nob Hill	534
94124	Bayview/Hunters Point	449
94110	Mission District/Bernal Heights	382
94112	Ingleside/Excelsior	225
94134	Visitacion Valley	196
94107	Potrero Hill/SOMA	185
94115	Western Addition/Japantown	131
94133	North Beach	108
94117	Haight-Ashbury	79
94108	Chinatown	78
94122	Sunset	75
94132	Lake Merced/Lakeside	71
94158	Mission Bay	63
94121	Outer Richmond	57
94114	Castro/Noe Valley	50
94131	Twin Peaks/Glen Park	47
94105	Rincon Hill	45
94118	Inner Richmond	43
94116	Sunset/Parkside/Forest Hill	42
Other	Other	35
94130	Treasure Island	24
94142	General Delivery	21
94127	St. Francis Wood/Miraloma/West Portal	20
94123	Marina/Cow Hollow	16
94111	Embarcadero	15
94129	Presidio	10
Grand Total		5,312

Program: CAAP
 Data Source: CalWIN System as of Mar-2023
 San Francisco Human Services Agency Planning Unit