

**Program Name Medi-Cal**

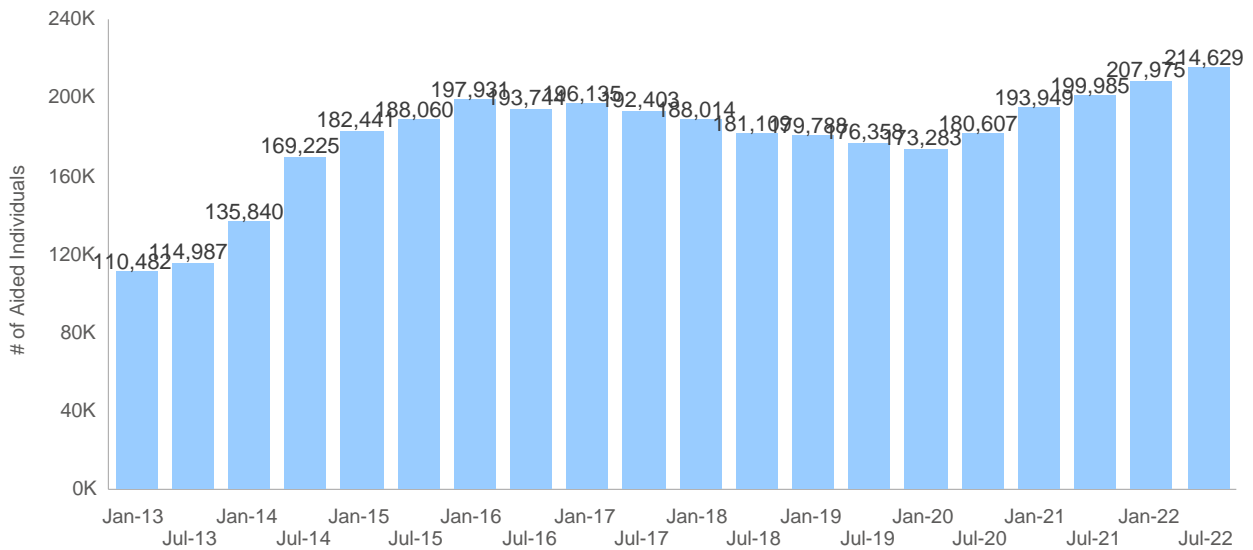
Program Name	Total Number of Aided Individuals	Total Number of Aided Cases (Households)
Medi-Cal	216,563	139,410

Program: Medi-Cal (Does not include SSI-linked Medi-Cal)  
 Data Source: CalWIN System as of Dec-2022  
 San Francisco Human Services Agency Planning Unit

**Medi-Cal Aided Individual Trend Over Time**

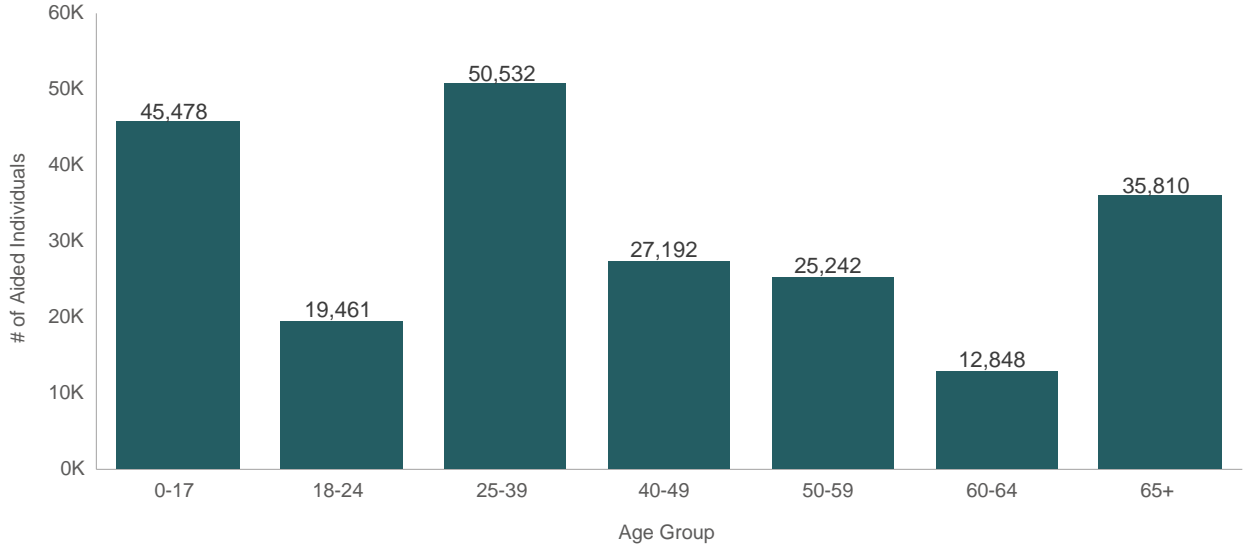
Caseload data in recent months are impacted by retroactive changes and are excluded from this trend analysis. Monthly counts are subject to change over time due to case revisions.

# of Aided Individuals



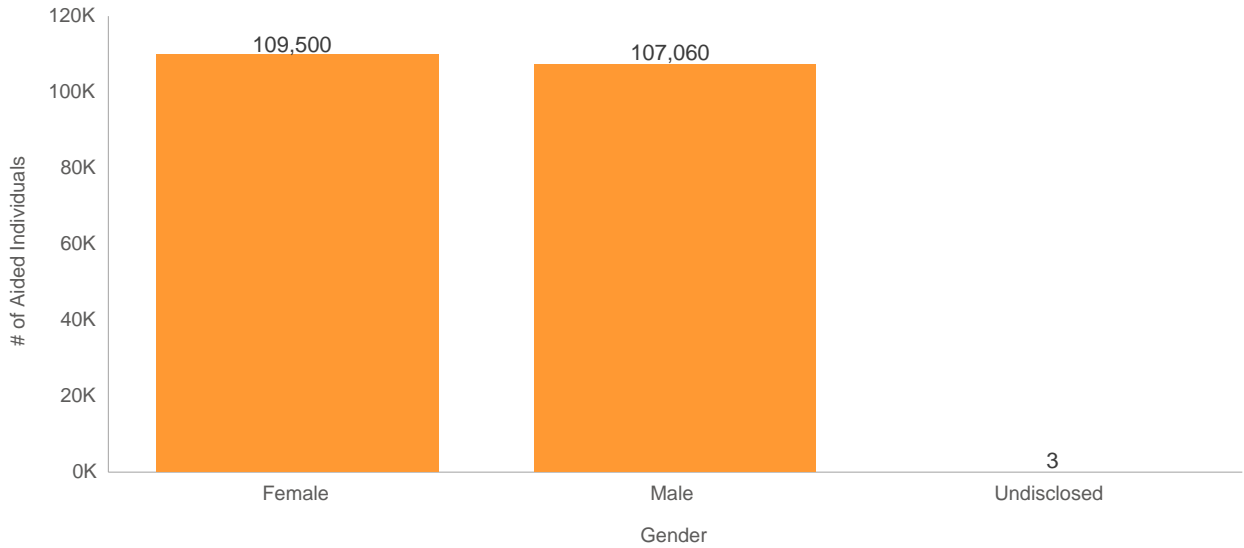
Program: Medi-Cal (Does not include SSI-linked Medi-Cal)  
 Data Source: CalWIN System as of Dec-2022  
 San Francisco Human Services Agency Planning Unit

### Total Aided Individuals, by Age Group



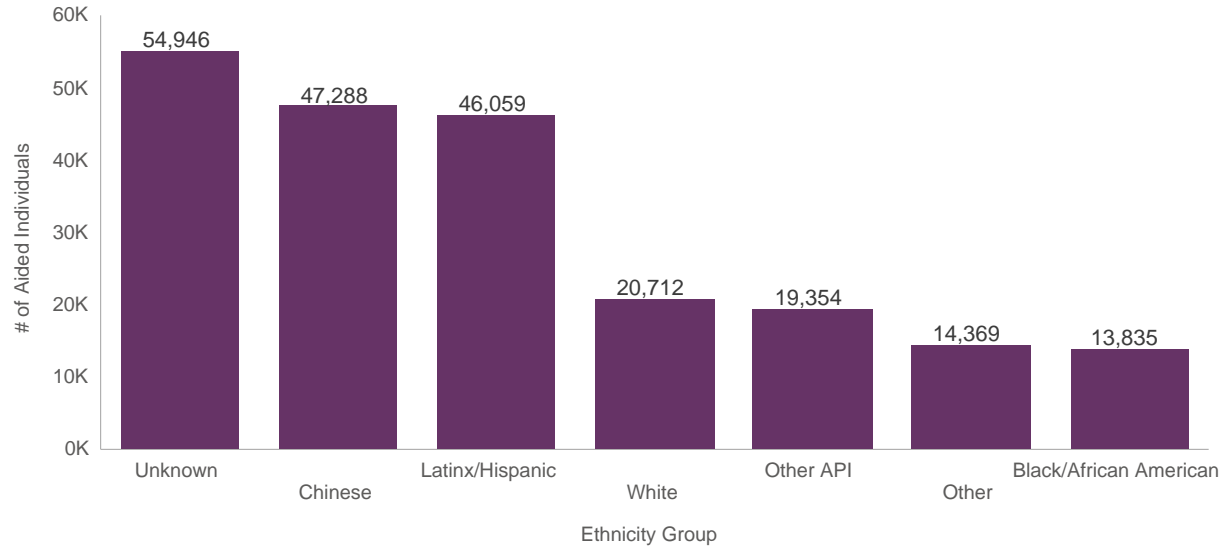
Program: Medi-Cal (Does not include SSI-linked Medi-Cal)  
Data Source: CalWIN System as of Dec-2022  
San Francisco Human Services Agency Planning Unit

### Total Aided Individuals, by Gender



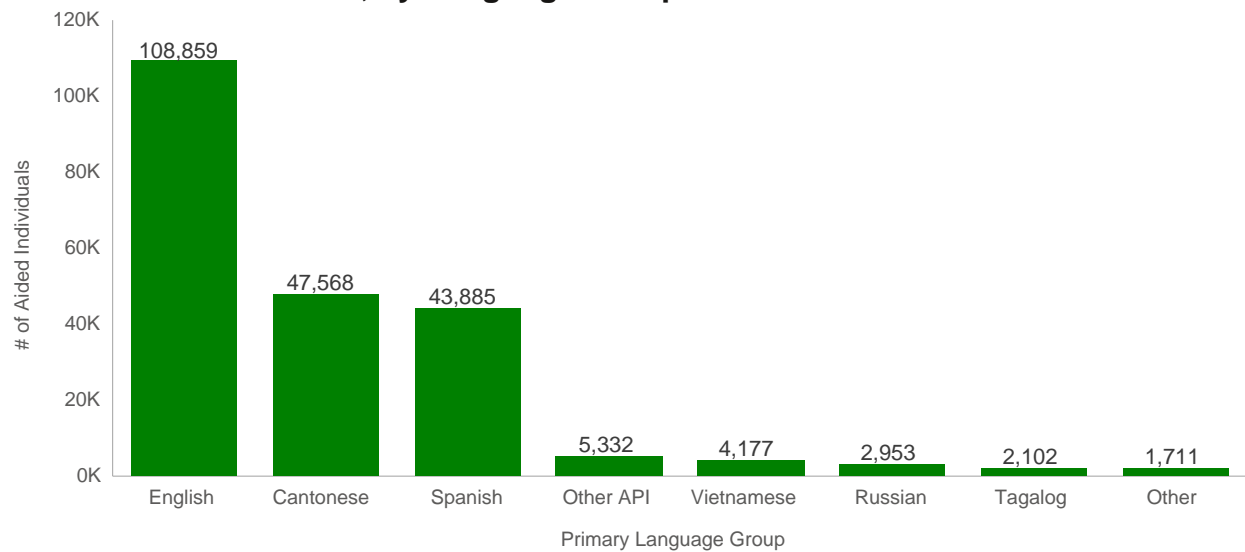
Program: Medi-Cal (Does not include SSI-linked Medi-Cal)  
Data Source: CalWIN System as of Dec-2022  
San Francisco Human Services Agency Planning Unit

### Total Aided Individuals, by Ethnicity Group



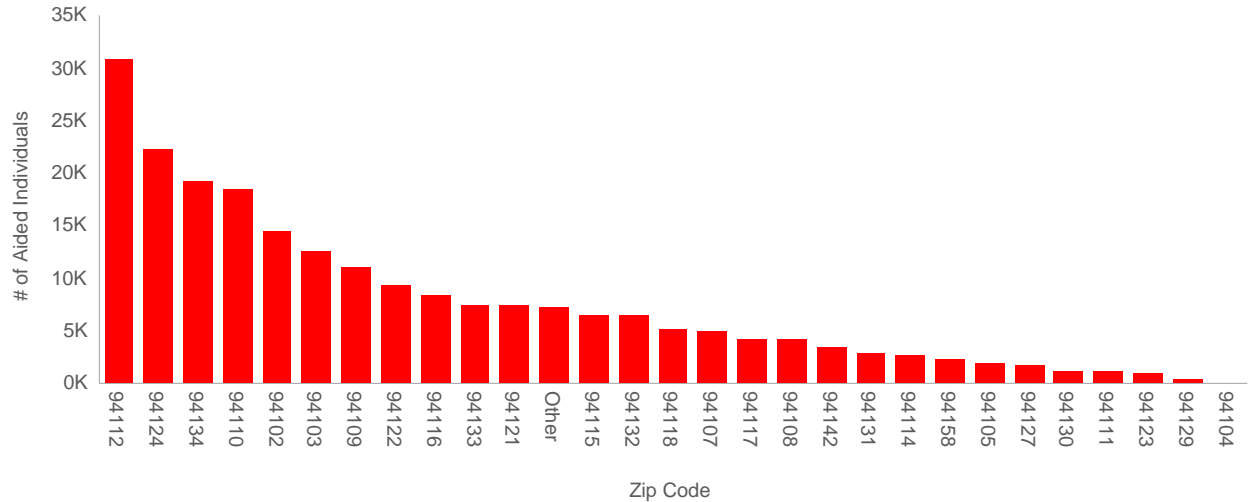
Program: Medi-Cal (Does not include SSI-linked Medi-Cal)  
 Data Source: CalWIN System as of Dec-2022  
 San Francisco Human Services Agency Planning Unit

### Total Aided Individuals, by Language Group



Program: Medi-Cal (Does not include SSI-linked Medi-Cal)  
 Data Source: CalWIN System as of Dec-2022  
 San Francisco Human Services Agency Planning Unit

## Total Aided Individuals, by Zip Code



Zip Code	San Francisco Neighborhood	# of Aided Individuals
94112	Ingleside/Excelsior	30,681
94124	Bayview/Hunters Point	22,198
94134	Visitacion Valley	19,157
94110	Mission District/Bernal Heights	18,319
94102	Hayes Valley/Civic Center/Tenderloin	14,373
94103	South of Market	12,394
94109	Polk/Russian Hill/Nob Hill	11,016
94122	Sunset	9,308
94116	Sunset/Parkside/Forest Hill	8,328
94133	North Beach	7,366
94121	Outer Richmond	7,314
Other	Other	7,102
94115	Western Addition/Japantown	6,393
94132	Lake Merced/Lakeside	6,386
94118	Inner Richmond	5,021
94107	Potrero Hill/SOMA	4,950
94117	Haight-Ashbury	4,135
94108	Chinatown	4,095
94142	General Delivery	3,360
94131	Twin Peaks/Glen Park	2,706
94114	Castro/Noe Valley	2,563
94158	Mission Bay	2,193
94105	Rincon Hill	1,770
94127	St. Francis Wood/Miraloma/West Portal	1,750
94130	Treasure Island	1,147
94111	Embarcadero	1,062
94123	Marina/Cow Hollow	982
94129	Presidio	313
94104	Financial District	181
<b>Grand Total</b>		<b>216,563</b>

Program: Medi-Cal (Does not include SSI-linked Medi-Cal)  
 Data Source: CalWIN System as of Dec-2022  
 San Francisco Human Services Agency Planning Unit