

Program Name CalWORKs

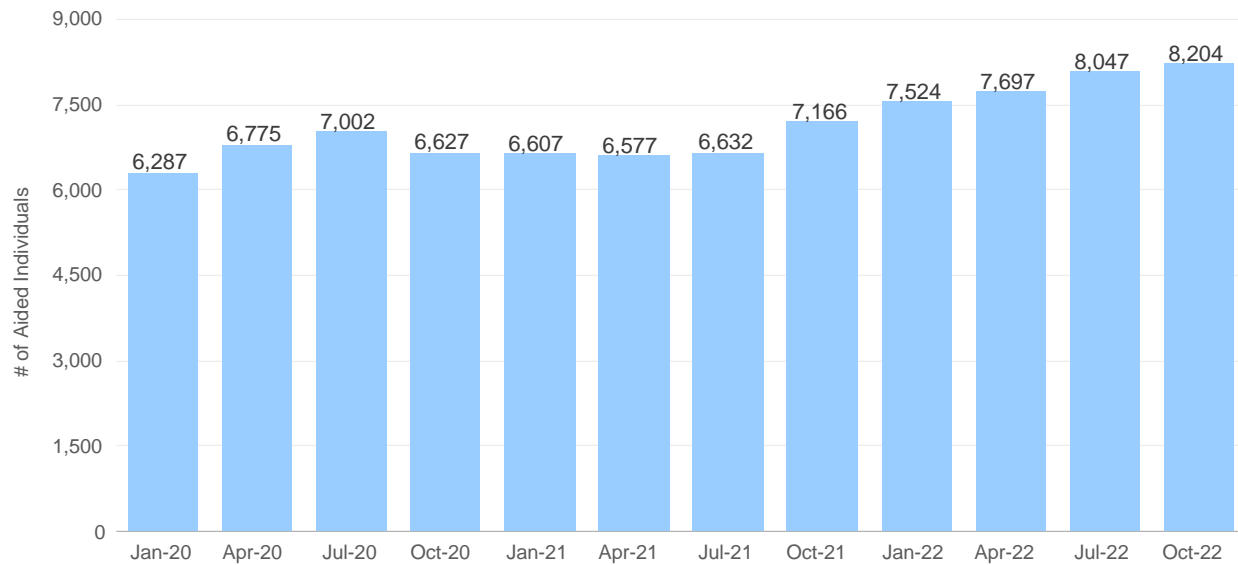
Program Name	Total Number of Aided Individuals	Total Number of Aided Cases (Households)
CalWORKs	8,206	3,376

Program: CalWORKs
Data Source: CalWIN System as of Dec-2022
San Francisco Human Services Agency Planning Unit

Aided Individual Trend Over Time

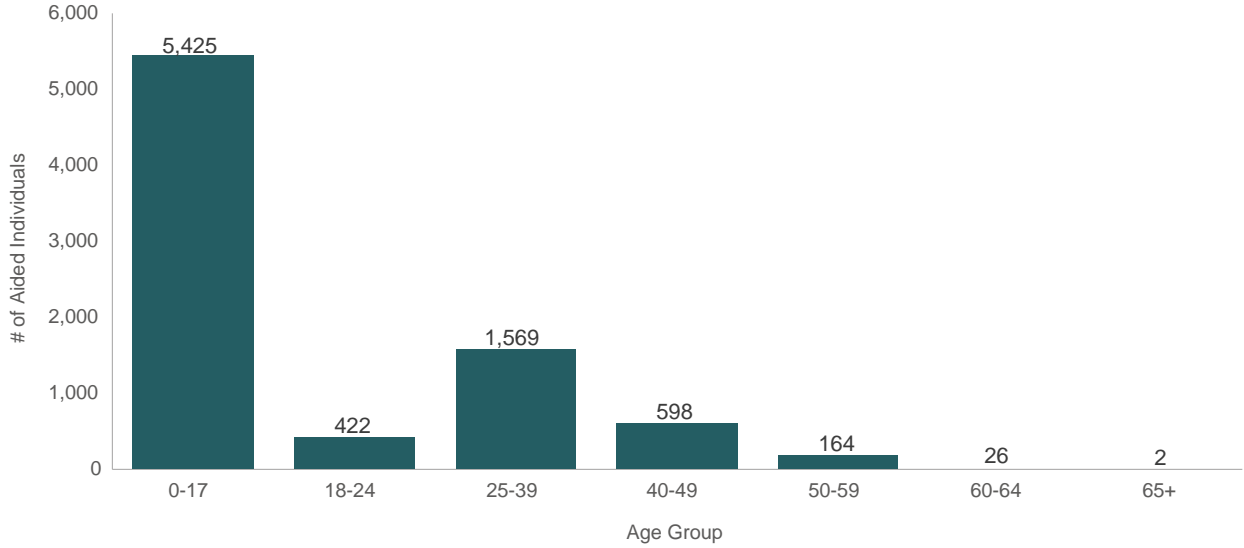
Caseload data in recent months are impacted by retroactive changes and are excluded from this trend analysis. Monthly counts are subject to change over time due to case revisions.

of Aided Individuals



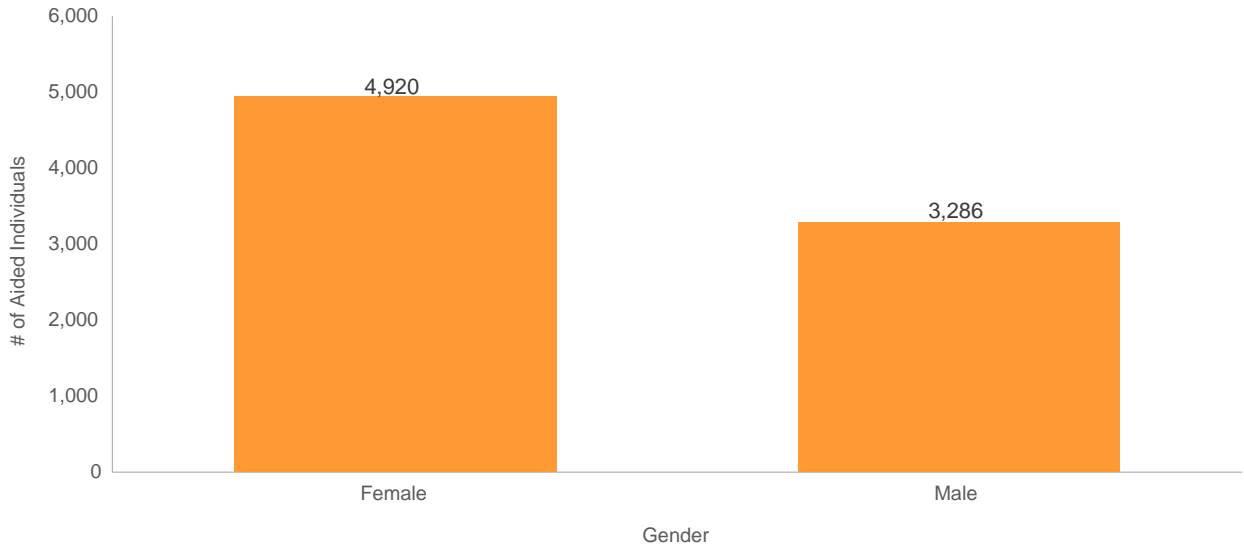
Program: CalWORKs
Data Source: CalWIN System as of Dec-2022
San Francisco Human Services Agency Planning Unit

Total Aided Individuals, by Age Group



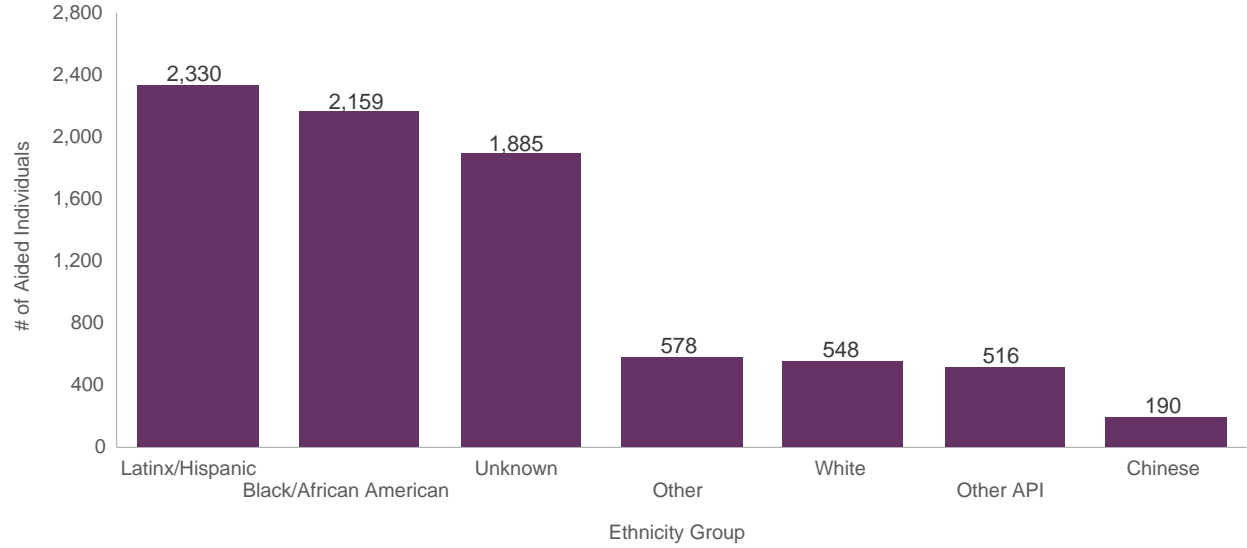
Program: CalWORKs
Data Source: CalWIN System as of Dec-2022
San Francisco Human Services Agency Planning Unit

Total Aided Individuals, by Gender



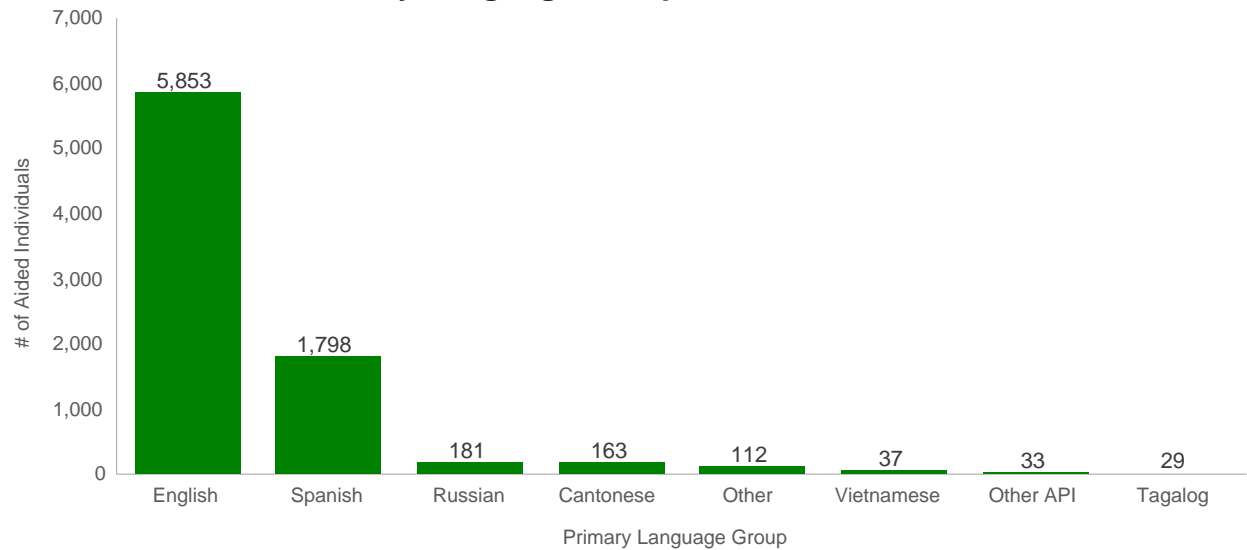
Program: CalWORKs
Data Source: CalWIN System as of Dec-2022
San Francisco Human Services Agency Planning Unit

Total Aided Individuals, by Ethnicity Group



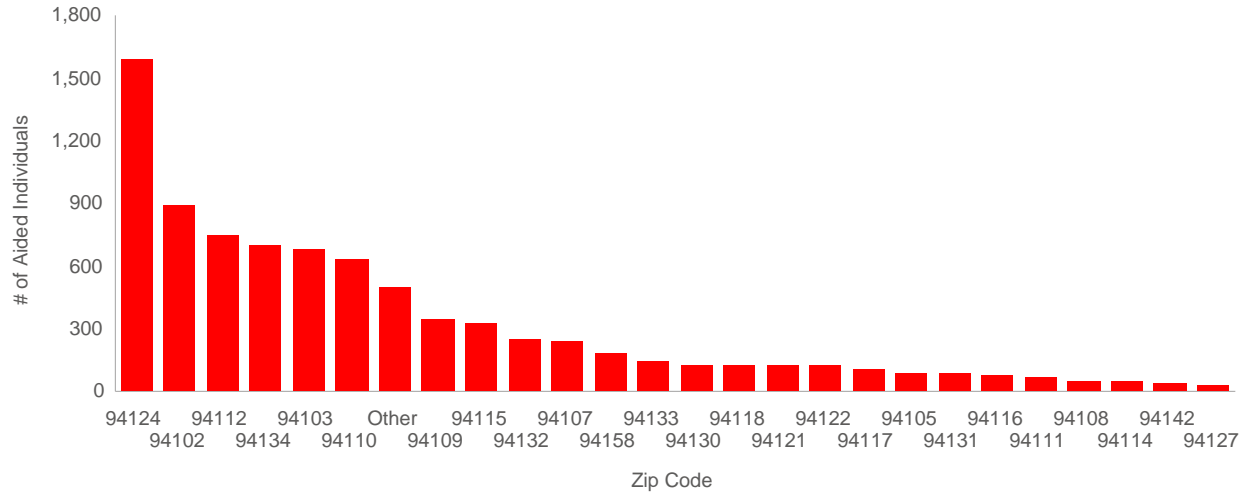
Program: CalWORKs
 Data Source: CalWIN System as of Dec-2022
 San Francisco Human Services Agency Planning Unit

Total Aided Individuals, by Language Group



Program: CalWORKs
 Data Source: CalWIN System as of Dec-2022
 San Francisco Human Services Agency Planning Unit

Total Aided Individuals, by Zip Code



Zip Code	San Francisco Neighborhood	# of Aided Individuals
94124	Bayview/Hunters Point	1,578
94102	Hayes Valley/Civic Center/Tenderloin	881
94112	Ingleside/Excelsior	740
94134	Visitacion Valley	699
94103	South of Market	680
94110	Mission District/Bernal Heights	630
Other	Other	491
94109	Polk/Russian Hill/Nob Hill	342
94115	Western Addition/Japantown	322
94132	Lake Merced/Lakeside	242
94107	Potrero Hill/SOMA	232
94158	Mission Bay	176
94133	North Beach	145
94130	Treasure Island	126
94118	Inner Richmond	124
94121	Outer Richmond	123
94122	Sunset	117
94117	Haight-Ashbury	104
94105	Rincon Hill	85
94131	Twin Peaks/Glen Park	79
94116	Sunset/Parkside/Forest Hill	76
94111	Embarcadero	60
94108	Chinatown	42
94114	Castro/Noe Valley	42
94142	General Delivery	34
94127	St. Francis Wood/Miraloma/West Portal	27
Grand Total		8,206

Program: CalWORKs

Data Source: CalWIN System as of Dec-2022

San Francisco Human Services Agency Planning Unit