

Program Name CAAP

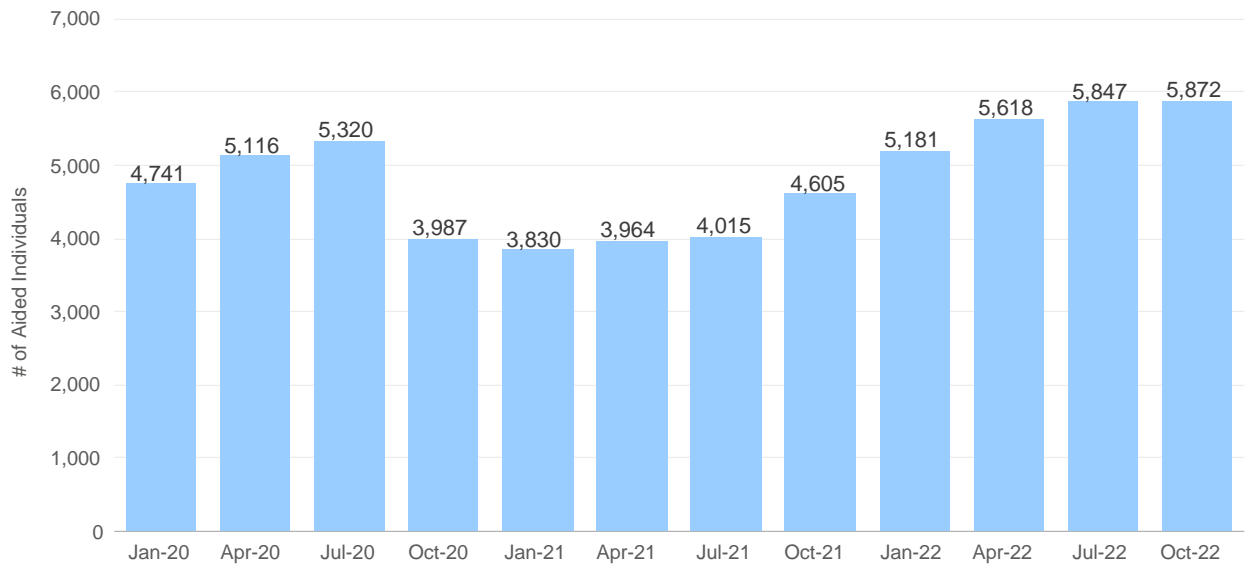
Program Name	Total Number of Aided Individuals	Total Number of Aided Cases (Households)
CAAP	5,506	5,477

Program: CAAP
Data Source: CalWIN System as of Dec-2022
San Francisco Human Services Agency Planning Unit

Aided Individual Trend Over Time

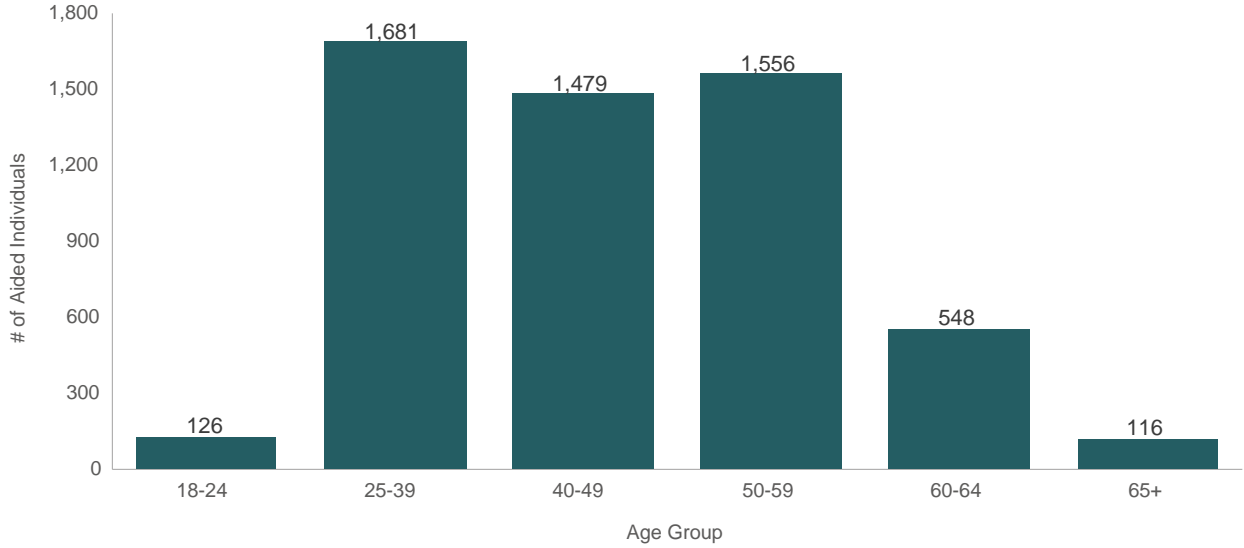
Caseload data in recent months are impacted by retroactive changes and are excluded from this trend analysis. Monthly counts are subject to change over time due to case revisions.

of Aided Individuals



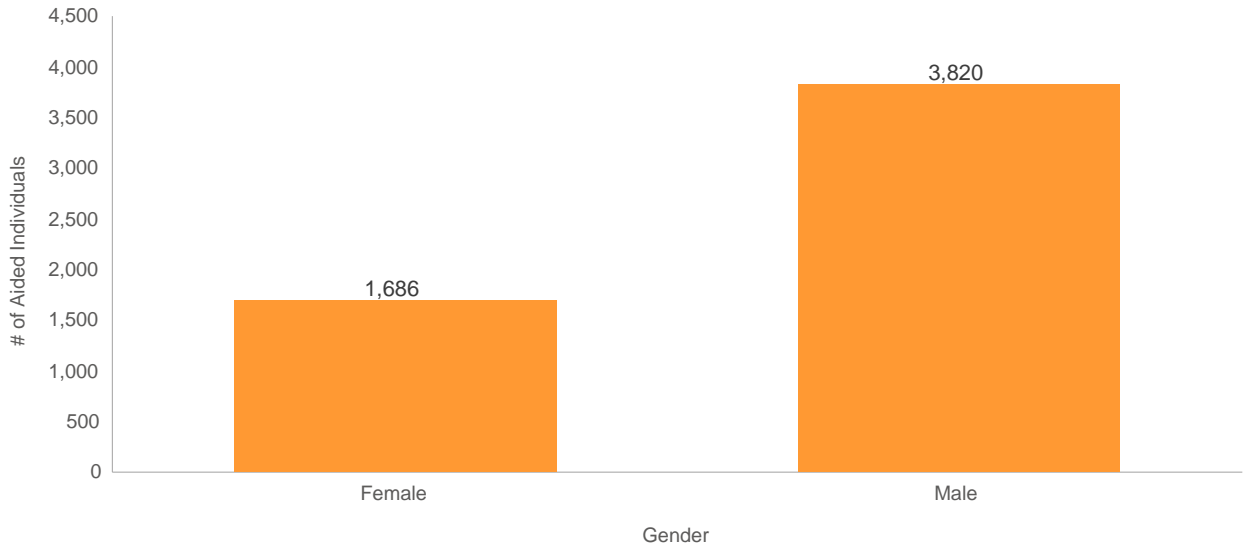
Program: CAAP
Data Source: CalWIN System as of Dec-2022
San Francisco Human Services Agency Planning Unit

Total Aided Individuals, by Age Group



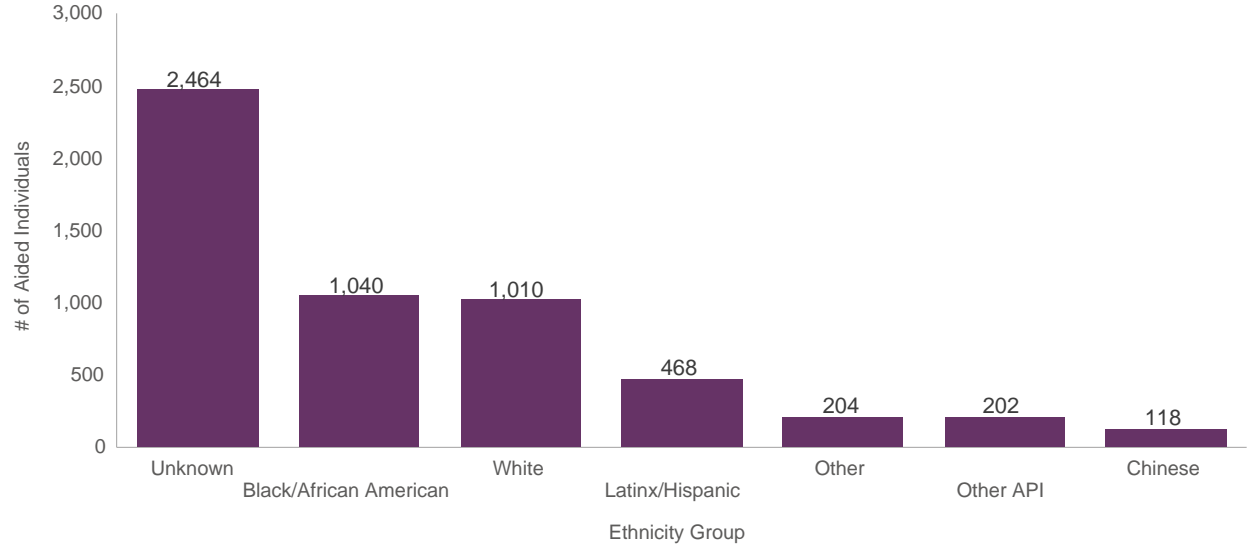
Program: CAAP
Data Source: CalWIN System as of Dec-2022
San Francisco Human Services Agency Planning Unit

Total Aided Individuals, by Gender



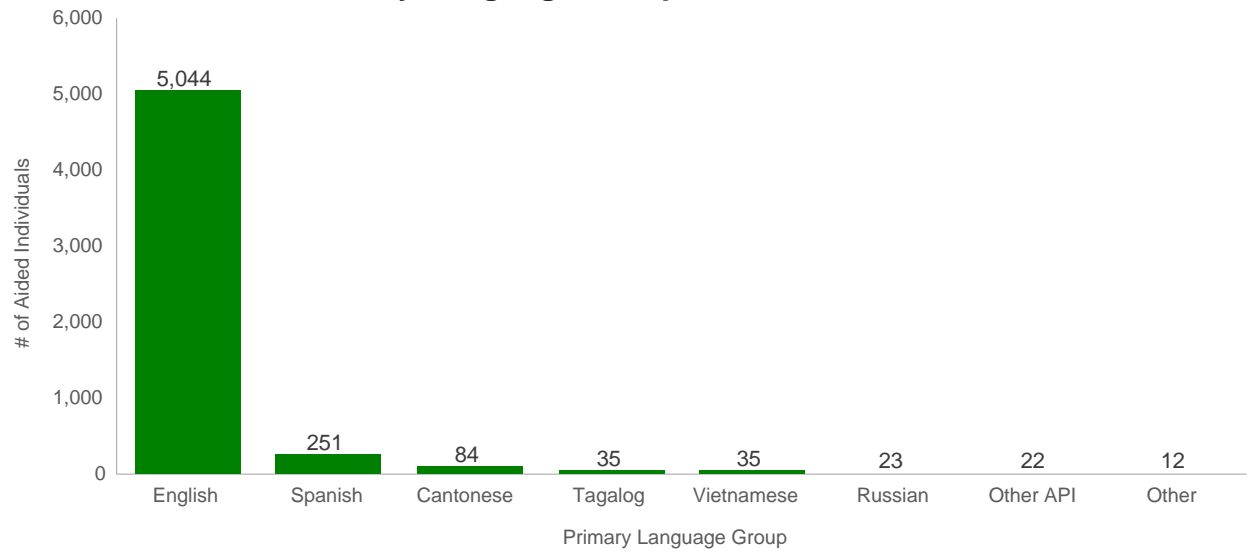
Program: CAAP
Data Source: CalWIN System as of Dec-2022
San Francisco Human Services Agency Planning Unit

Total Aided Individuals, by Ethnicity Group



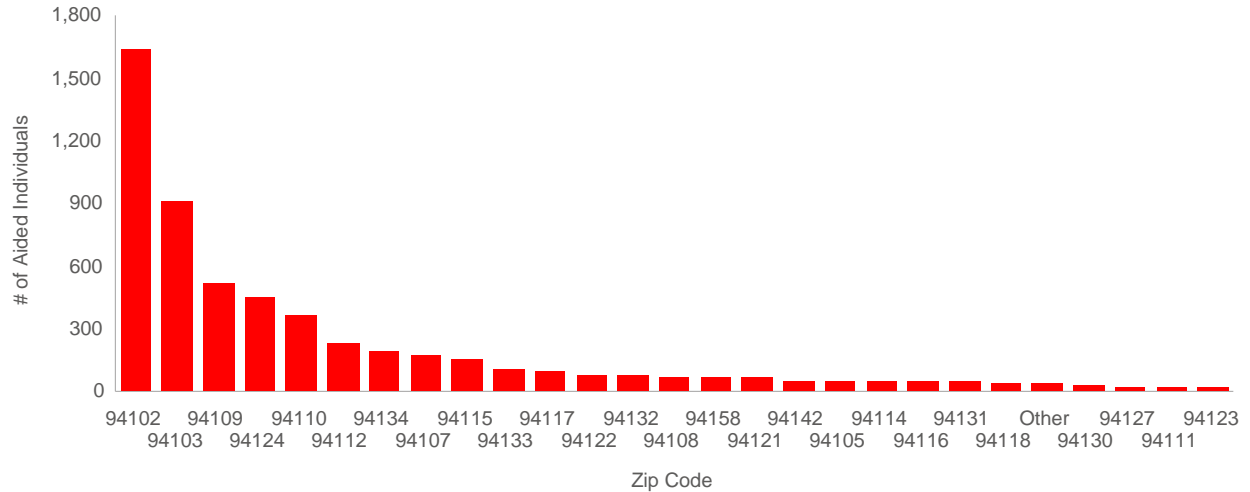
Program: CAAP
Data Source: CalWIN System as of Dec-2022
San Francisco Human Services Agency Planning Unit

Total Aided Individuals, by Language Group



Program: CAAP
Data Source: CalWIN System as of Dec-2022
San Francisco Human Services Agency Planning Unit

Total Aided Individuals, by Zip Code



Zip Code	San Francisco Neighborhood	# of Aided Individuals
94102	Hayes Valley/Civic Center/Tenderloin	1,626
94103	South of Market	907
94109	Polk/Russian Hill/Nob Hill	510
94124	Bayview/Hunters Point	444
94110	Mission District/Bernal Heights	360
94112	Ingleside/Excelsior	228
94134	Visitacion Valley	191
94107	Potrero Hill/SOMA	171
94115	Western Addition/Japantown	152
94133	North Beach	107
94117	Haight-Ashbury	93
94122	Sunset	74
94132	Lake Merced/Lakeside	72
94108	Chinatown	65
94158	Mission Bay	61
94121	Outer Richmond	60
94142	General Delivery	49
94105	Rincon Hill	47
94114	Castro/Noe Valley	45
94116	Sunset/Parkside/Forest Hill	45
94131	Twin Peaks/Glen Park	44
94118	Inner Richmond	40
Other	Other	32
94130	Treasure Island	22
94127	St. Francis Wood/Miraloma/West Portal	20
94111	Embarcadero	16
94123	Marina/Cow Hollow	12
Grand Total		5,506

Program: CAAP
 Data Source: CalWIN System as of Dec-2022
 San Francisco Human Services Agency Planning Unit